

REPAIR PARTS LIST

No. S-51

FOR

New Idea Models 10, 11, 12 and 14

Also Nos. 10A, 12A and 14A

MANURE SPREADERS

EFFECTIVE JANUARY 1, 1964

THIS LIST SUPERCEDES ALL PREVIOUS LISTS



COLDWATER, OHIO 45828, U.S.A.

986338

DIRECTIONS FOR ORDERING

The following pages contain parts list and illustrations of "exploded" views of the various units so that part wanted may be easily located.

DO NOT ORDER REPAIR PARTS FROM ILLUSTRATIONS ONLY; ALSO REFER TO THE DESCRIPTION OF THE PART:

Standard bolts, nuts and rivets having no should number, be ordered by size.

Always order repairs by number and give the description of the part, where used and whether it is a right or left hand part. Right or left parts can be determined by standing back of the machine looking in the direction of travel and then parts on the right are right hand parts and those on the left are left hand parts. Also give the lot and serial number which will be found stamped on a small metal plate attached near front end of right side. Always order repairs from the NEW IDEA Dealer from whom you purchased this machine and be assured of getting genuine NEW IDEA repairs. In order to keep your NEW IDEA machine performing at its highest efficiency, always insist on genuine repairs. NEW IDEA repairs are made from the same patterns and are of the same high quality material and workmanship as the original guaranteed to fit. Specify shipping instructions.

We reserve the right to change specifications or design at any time without incurring the obligation to install such changes on machines previously manufactured.

Where more than 1 part is used (in each group) it is so indicated in the description of the part.

INDEX TO MACHINES

	Page No.
Model 10 and No. 10A.....	5
Model 11.....	35
Model 12 and No. 12A.....	58
Model 14 and No. 14A.....	84
<hr/>	
Numerical Index of Parts.....	108


LOT NUMBER, MODEL, AND YEAR

—OF—


VARIOUS MACHINES LISTED IN THIS CATALOG

Lot No.	Model No.	Year	Lot No.	Model No.	Year	Lot No.	Model No.	Year
230.....	12.....	1939	280.....	10.....	1942	326.....	12A.....	1949
232.....	12.....	1939	281.....	10.....	1942	327.....	12A.....	1950
233.....	12.....	1939	282.....	10.....	1943	328.....	12A.....	1950
234.....	10.....	1939	283.....	12.....	1943	329.....	14A.....	1950
235.....	10.....	1939	284.....	10.....	1943	330.....	10A.....	1950
236.....	10.....	1939	284.....	10.....	1944	331.....	10A.....	1950
237.....	10.....	1940	285.....	10.....	1944	332.....	12A.....	1950
239.....	10.....	1940	286.....	10.....	1944	333.....	14A.....	1950
240.....	10.....	1940	287.....	10.....	1944	334.....	12A.....	1950
241.....	10.....	1940	288.....	12.....	1944	335.....	12A.....	1950
242.....	10.....	1940	289.....	12.....	1944	336.....	10A.....	1950
243.....	12.....	1940	290.....	10.....	1945	337.....	12A.....	1950
244.....	10.....	1940	291.....	10.....	1945	338.....	12A.....	1951
245.....	10.....	1940	292.....	14.....	1945	339.....	14A.....	1951
246.....	10.....	1940	293.....	14.....	1945	340.....	12A.....	1951
247.....	10.....	1940	294.....	14.....	1946	341.....	12A.....	1951
248.....	12.....	1940	295.....	10.....	1946	342.....	10A.....	1951
250.....	10.....	1941	296.....	12.....	1946	343.....	14A.....	1951
251.....	10.....	1941	297.....	10.....	1946	344.....	12A.....	1951
252.....	10.....	1941	298.....	12.....	1947	345.....	12A.....	1951
253.....	12.....	1941	299.....	12.....	1947	346.....	12A.....	1951
254.....	10.....	1941	300.....	14.....	1947	347.....	14A.....	1952
255.....	10.....	1941	301.....	12.....	1947	348.....	12A.....	1952
256.....	10.....	1941	302.....	10.....	1947	349.....	10A.....	1952
257.....	10.....	1941	303.....	12.....	1948	351.....	12A.....	1952
258.....	11.....	1941	304.....	12.....	1948	352.....	12A.....	1952
259.....	11.....	1941	305.....	10.....	1948	353.....	14A.....	1952
260.....	10.....	1941	306.....	12.....	1948	354.....	12A.....	1952
261.....	10.....	1941	307.....	12.....	1948	355.....	10A.....	1952
262.....	12.....	1941	308.....	10.....	1948	356.....	12A.....	1953
263.....	10.....	1941	309.....	14.....	1948	358.....	12A.....	1953
264.....	10.....	1941	310.....	12A.....	1948	359.....	14A.....	1953
265.....	10.....	1941	311.....	10A.....	1948	360.....	12A.....	1953
266.....	14.....	1941	312.....	12A.....	1948	361.....	12A.....	1953
267.....	14.....	1941	313.....	12A.....	1948	363.....	14A.....	1953
268.....	10.....	1941	314.....	14A.....	1949	363.....	12A.....	1953
269.....	10.....	1942	315.....	10A.....	1949	365.....	12A.....	1954
270.....	10.....	1942	316.....	12A.....	1949	366.....	12A.....	1954
271.....	11.....	1942	317.....	12A.....	1949	367.....	10A.....	1954
272.....	11.....	1942	318.....	14A.....	1949	369.....	12A.....	1954
273.....	12.....	1942	319.....	10A.....	1949	370.....	14A.....	1954
274.....	10.....	1942	320.....	12A.....	1949	372.....	12A.....	1955
275.....	10.....	1942	321.....	12A.....	1949	376.....	10A.....	1955
276.....	10.....	1942	322.....	12A.....	1949	383.....	10A.....	1957
277.....	10.....	1942	323.....	12A.....	1949	404.....	10A.....	1959
278.....	10.....	1942	324.....	10A.....	1949	423.....	10A.....	1961
279.....	12.....	1942	325.....	14A.....	1949	441.....	10A.....	1963

MODEL 10 and No. 10A



NEW IDEA Model 10, built 1939 to 1944. Lots 234 to 287

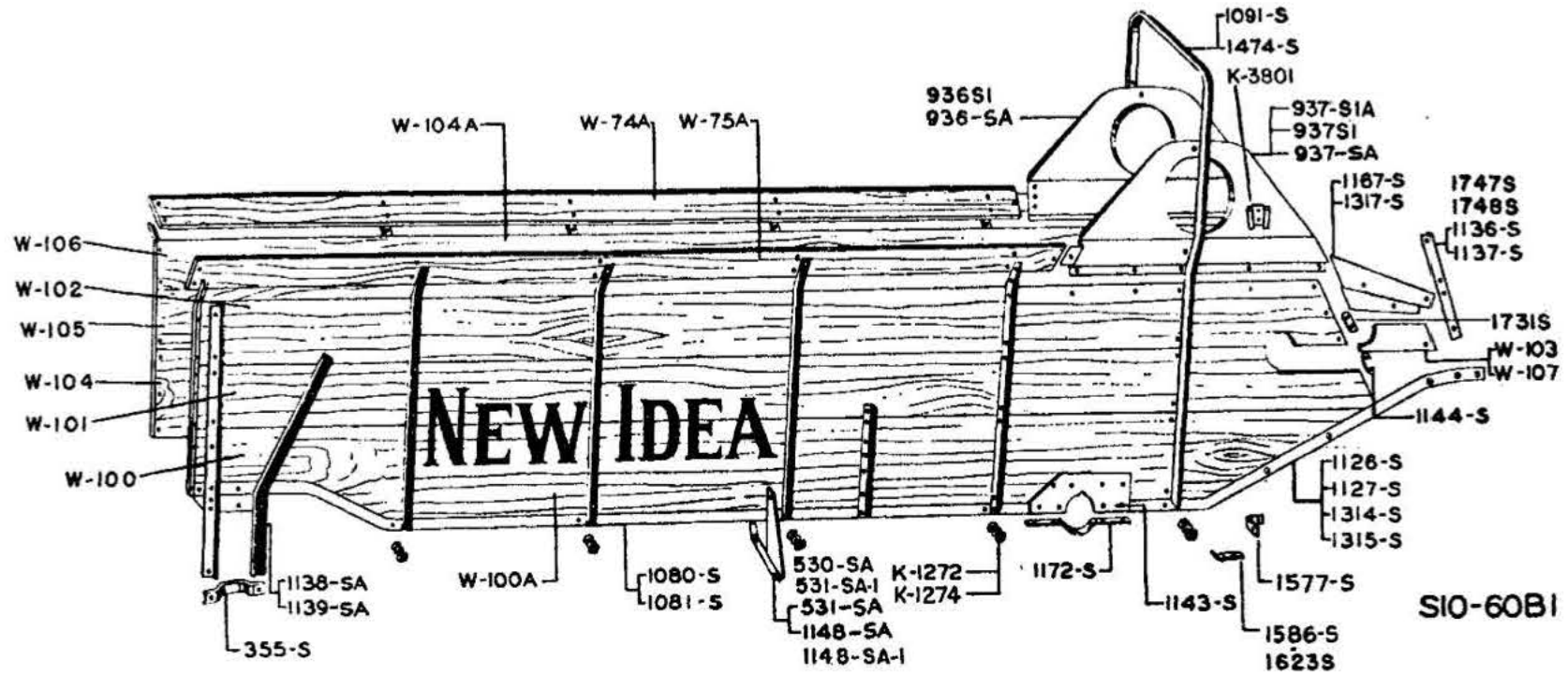


NEW IDEA Model 10, built 1945 to 1948. Lots 290 to 308
NEW IDEA No. 10A built 1948 to — Lots 311 to —

INDEX OF MODEL 10 AND NO. 10A UNITS

Description	Page No.
Bottom.....	9
Brake.....	33
Distributor.....	17
Endgate Attachment Beater.....	32
Endgate Attachment Tail Board.....	30
Endgate and Footboard.....	10
Feed Shaft, Conveyor and Feed Lever.....	20
Feed and Distributer Shields.....	22
Front Axle.....	13
Lime Attachment Disc Assembly.....	27
Lime Attachment End Board and Tine Rake.....	29
Main Cylinder.....	14
Main Drive.....	23
Pole and Hitch.....	24
Rear Axle.....	11
Sides and Arch.....	7
Three Horse Hitch.....	26
Tractor Hitch.....	25
Upper Cylinder.....	16

SIDES AND ARCH MODEL 10 AND NO. 10A



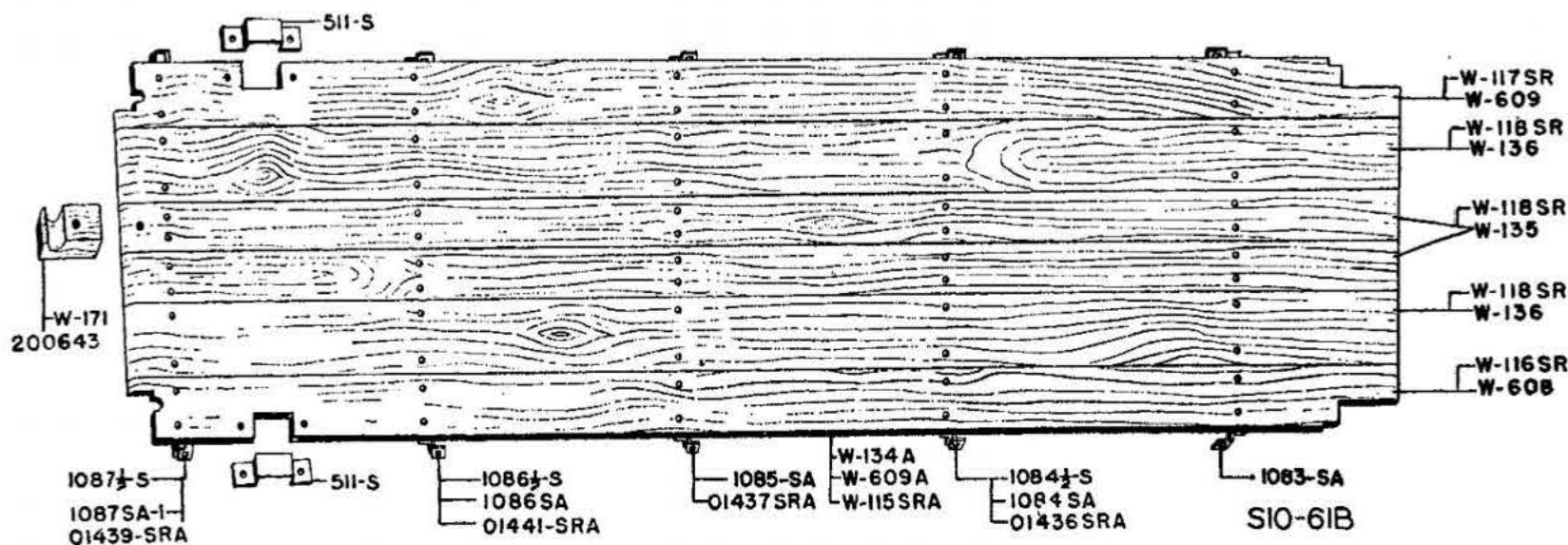
Part No.	Description	Lot No. All Incl.	Wt. Lbs.
K 1272	Bolt for attaching sides to bottom, 1/2" Dia., 1" long. Special carriage. (10 used)—Lots 234 to 308. (9 used)—Lots 311 to —	234 to —	2 oz.
K 1274	Bolt for attaching side to bottom, 1/2" Dia., 1-1/4" long. Special carriage. Left side second from rear only.	311 to —	2 oz.
K 3801	Light bracket	423 to —	2 oz.
355 S	Pivot axle guide tie strap, 1-1/4 x 1/2 x 1/8" channel, 6-1/4" long (2 used)	234 to —	1-1/4
531 SA	Bolt, machine, 3/8 x 7/8" with lock washer (2 used)	234 to 367	4-1/2
531 SA1	Side brace complete, left. Order 531 SA1	376 to —	
936 SA	Bolt, machine, 1/2 x 1" with lock washer		
936 SA	Upper cylinder shield, right. Order 936 S1	234 to 336	5-1/2
936 S1	Bolt, carriage, 5/16 x 1-1/4" (5 used)		
936 S1	Bolt, stove, oven head, 5/16 x 3/4" with lock washer		
936 S1	Bolt, stove, oven head, 5/16 x 7/8" with lock washer		
937 SA	Upper cylinder shield, right	342 to —	5-1/2
937 SA	Bolt, carriage, 5/16 x 1-1/4" (5 used)		
937 SA	Bolt, stove, oven head, 5/16 x 3/4" with lock washer		
937 SA	Bolt, stove, oven head, 5/16 x 7/8" with lock washer		
937 S1	Upper cylinder shield, left. Order 937 S1A	234 to 336	5-1/2
937 S1	Bolt, carriage, 5/16 x 1-1/4" (5 used)		
937 S1A	Bolt, stove, oven head, 5/16 x 3/4" with lock washer		
937 S1A	Bolt, stove, oven head, 5/16 x 7/8" with lock washer		
1080 S	Upper cylinder shield, left. Order 937 S1A	342 to 404	5-1/2
1081 S	Upper cylinder shield, left	423 to —	5-1/2
1091 S	Bolt, carriage, 5/16 x 1-1/4" (5 used)		
1091 S	Bolt, stove, oven head, 5/16 x 3/4" with lock washer		
1091 S	Bolt, stove, oven head, 5/16 x 7/8" with lock washer		
1126 S	Front main side angle, right, 1-3/4 x 1-1/4 x 3/16" angle, 106-13/16" long	234 to —	16
1127 S	Front main side angle, left, 1-3/4 x 1-1/4 x 3/16" angle, 106-13/16" long	234 to —	16
1136 S	Arch, 1-3/4 x 1 x 3/16" angle, 121-1/2" long. Order 1474 S	234 to 264	17
1137 S	Bolt, carriage, 5/16 x 1-1/4" (10 used)		
1137 S	Bolt, carriage, 5/16 x 1-1/2" (2 used)		
1137 S	Bolt, machine, 3/8 x 7/8" with lock washer (2 used)		
1137 S	Rear main side angle, 1-3/4 x 1-1/4 x 3/16" angle, 46-5/16" long	234 to 244	6-1/4
1137 S	Rivet, oval head, 3/8 x 7/8" (2 used)		
1137 S	Rear main side angle, 1-3/4 x 1-1/4 x 3/16" angle, 46-5/16" long	234 to 244	6-1/4
1137 S	Rivet, oval head, 3/8 x 7/8" (2 used)		
1137 S	Rear end angle on side, right, 1-3/8 x 1 x 5/32" angle, 14-5/8" long	234 to 355	1-1/2
1137 S	Bolt, carriage, 5/16 x 1-1/4"		
1137 S	Bolt, carriage, 5/16 x 1-1/2"		
1137 S	Bolt, carriage, 3/8 x 1-1/2" (2 used)		
1137 S	Rear end angle on side, left, 1-3/8 x 1 x 5/32" angle, 14-5/8" long	234 to 355	1-1/2
1137 S	Bolt, carriage, 5/16 x 1-1/4"		
1137 S	Bolt, carriage, 5/16 x 1-1/2"		
1137 S	Bolt, carriage, 3/8 x 1-1/2"		
1137 S	Bolt, carriage, 3/8 x 1-3/4"		
1138 SA	Pivot axle guide, complete, right	234 to —	11

SIDES AND ARCH-Continued

MODEL 10 AND NO. 10A

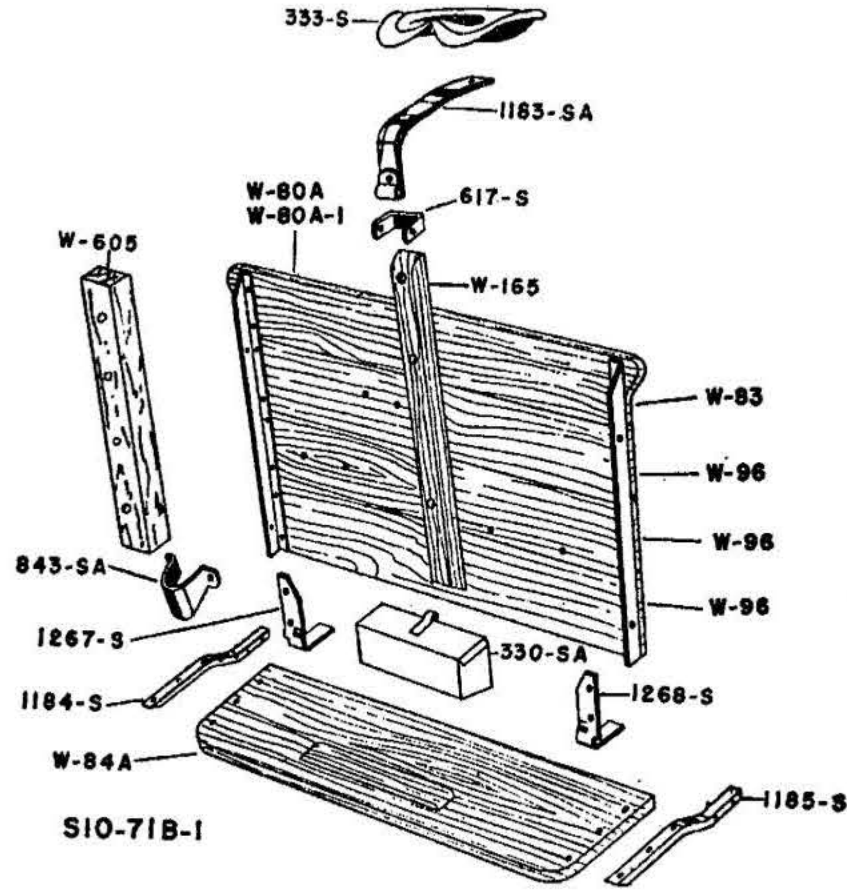
Part No.	Description	Lot No. All Incl.	Wt. Lbs.
1139 SA	Pivot axle guide, complete, left.....	234 to —	11
1143 S	Rear axle bearing plates, 1/4 x 5" flat, 11-5/8" long (2 used).....	234 to —	4-1/4
1144 S	Reinforcement plate, at rear end of sides, 1-1/16 x 4" long, 14 gauge (2 used). Bolt, carriage, 3/8 x 1-1/2" (2 used).....	234 to —	1/4
1148 SA	Side brace, complete, right. Order 1148 SA1.....	234 to 367	4-1/2
1148 SA1	Side brace, complete, right..... Bolt, machine, 3/8 x 7/8" with lock washer (2 used)..... Bolt, machine, 1/2 x 1" with lock washer.....	376 to —	4-1/2
1167 S	Filler shield for left side angle..... Bolt, machine, 5/16 x 3/4" with lock washer (2 used)..... Bolt, machine, 3/8 x 1" with lock washer.....	234 to 244	1
1172 S	Rear axle bearing straps, 5/16 x 1-1/4" flat, 16-1/4" long (2 used)..... Bolt, machine, 3/8 x 1" with lock washer (3 used).....	234 to —	1-3/4
1314 SA	Rear main side angle, right, 1-3/4 x 1-1/4 x 3/16" angle, 44-15/16" long..... Rivet, oval head, 3/4 x 7/8" (2 used)..... Bolt, machine, 3/8 x 1-1/2", with 2 hexagon nuts.....	245 to —	6-3/4
1315 S	Rear main side angle, left, 1-3/4 x 1-1/4 x 3/16" angle, 44-15/16" long..... Rivet, oval head, 3/4 x 7/8" (2 used).....	245 to —	6-3/4
1317 S	Filler shield for left side angle..... Bolt, machine, 5/16 x 3/4" with lock washer (2 used)..... Bolt, machine, 3/8 x 1" with lock washer.....	245 to —	1
1474 S	Arch, 1-3/8 x 1 x 3/16" angle, 125-3/4" long..... Bolt, carriage, 5/16 x 1-1/4" (10 used)..... Bolt, carriage, 5/16 x 1-1/2" (2 used)..... Bolt, machine, 3/8 x 7/8" with lock washer (2 used).....	265 to —	14-3/4
1577 S	Lubrication bracket, 3/16 x 1-1/4" flat, 3-3/8" long (2 used)..... Bolt, machine, 3/8 x 7/8" with lock washer.....	311 to —	1/4
1586 S	Oil line support clip, .060 x 1-5/16" flat, 1-1/2" long. Order 1623 S.....	311 to 315	2 oz.
1623 S	Oil line support clip (2 used).....	319 to —	2 oz.
1731 S	Reinforcing strap, upper, 5/64 x 1" flat.....	367 to —	1/4
1747 S	Rear end angle on side, right, 4-1/4" long.....	367 to —	1-1/2
1748 S	Rear end angle on side, left, 4-1/4" long.....	367 to —	1-1/2
W 74A	Flare board with angle top rail, right, 4-7/16 x 104" long..... Bolt, carriage, 1/4 x 1-1/4" (2 used)..... Bolt, carriage, 5/16 x 1-1/4" (8 used).....	234 to —	14
W 75A	Flare board with angle top rail, left, 4-7/16 x 104" long..... Bolt, carriage, 1/4 x 1-1/4" (2 used)..... Bolt, carriage, 5/16 x 1-1/4" (8 used).....	234 to —	14
W 100	Left lower side board..... Rivet, truss head, 5/16 x 1-3/16".....	W234 to —	
W 100A	Side complete, left. Specify lot number.....	234 to —	92
W 101	Left center side board..... Rivet, truss head, 5/16 x 1-3/16".....	W234 to —	
W 102	Left top side board..... Rivet, truss head, 5/16 x 1-3/16".....	W234 to —	
W 103	Filler piece for rear end of side, left.....	W234 to —	
W 104	Right lower side board..... Rivet, truss head, 5/16 x 1-3/16".....	W234 to —	
W 104A	Side complete, right. Specify lot number.....	234 to —	92
W 105	Right center side board. Order W 101..... Rivet, truss head, 5/16 x 1-3/16".....	W234 to —	
W 106	Right top side board..... Rivet, truss head, 5/16 x 1-3/16".....	W234 to —	
W 107	Filler piece for rear end of side, right.....	W234 to —	

BOTTOM MODEL 10 AND NO. 10A



Part No.	Description	Lot No. All Incl.	Wt. Lbs.
511 S	Rear axle bearing cover, 2-5/8 x 8-5/8" long, 14 gauge (2 used)	234 to 324	1/2
1083 SA	Bolt, carriage, 5/16 x 1-1/4"	234 to 404	5-3/4
1084 SA	Front cross angle with end brackets, 1-3/4 x 1-1/4 x 3/16" angle. 36-1/2" long Order 01440 SRA.	234 to 404	5-3/4
1085 SA	Rivet, W. B. head, 1/4 x 1-3/16" [12 used]	234 to 404	5-3/4
1086 SA	Second from front cross angle with end brackets, 1-3/4 x 1-1/4 x 3/16" angle, 36-13/16" long. Order 01436 SRA.	234 to 404	5-3/4
1087 SA	Rivet, W. B. head, 1/4 x 1-3/16" [12 used]	234 to 404	5-3/4
1087 SA-1	Third from front cross angle with end brackets, 1-3/4 x 1-1/4 x 3/16" angle, 37-3/16" long. Order 01437 SRA.	234 to 404	5-3/4
01436 SRA	Rivet, W. B. head, 1/4 x 1-3/16" [12 used]	234 to 404	5-3/4
01437 SRA	Fourth from front cross angle with end brackets, 1-3/4 x 1-1/4 x 3/16" angle, 37-9/16" long.	234 to 404	5-3/4
01439 SRA	Rivet, W. B. head, 1/4 x 1-3/16" [12 used]	234 to 404	6
01440 SRA	Rear cross angle with end brackets, 1-3/4 x 1-3/4 x 3/16" angle, 38-13/16" long	234 to 404	6
01441 SRA	Rear Cross angle with end brackets, 1-3/4 x 1-3/4 x 3/16" angle, 38-13/16" long [Order 1087 SA].	349 to 355	6
W 115 SRA	Rivet, W. B. head, 1/4 x 1-3/16" [12 used]	423 to —	5-3/4
W 116 SR	Second from front cross angle with end brackets, 1-3/4 x 1-1/4 x 3/16" angle, 36-13/16" long.	423 to —	5-3/4
W 117 SR	Third from front cross angle with end brackets, 1-3/4 x 1-1/4 x 3/16" angle, 37-3/16" long.	423 to —	5-3/4
W 118 SR	Rear cross angle with end brackets, 1-3/4 x 1-1/4 x 3/16" angle, 38-13/16" long.	423 to —	6
W 134A	Front cross angle with end brackets, 1-3/4 x 1-1/4 x 3/16" angle, 36-1/2" long.	423 to —	5-3/4
W 135	Fourth from front cross angle with end brackets, 1-3/4 x 1-1/4 x 3/16" angle, 37-9/16" long.	423 to —	5-3/4
W 136	Bottom, complete.	423 to —	100
W 171	Outside bottom board, right.	423 to —	11
W 608	Rivet, truss head, 1/4 x 1-3/16" (9 used).	423 to —	11
W 609	Rivet, truss head, 5/16 x 1-3/8", (3 used).	423 to —	11
W 609A	Outside bottom board, left.	423 to —	12
200643	Rivet, truss head, 1/4 x 1-3/16", (9 used).	234 to 324	116
	Rivet, truss head, 5/16 x 1-3/8", (3 used).	234 to 404	116
	Center board, (5 used).	234 to 404	1
	Rivet, truss head, 1/4 x 1-3/16", (7 used).	234 to 404	1
	Bottom complete. Order W 115 SRA.	234 to 404	1
	Right and left bottom board center.	234 to 404	1
	Rivet, W. B. head, 1/4 x 1-3/16", (10 used).	234 to 404	1
	Right and left bottom board inner, (2 used).	234 to 404	1
	Rivet, W. B. head, 1/4 x 1-3/16", (10 used).	234 to 404	1
	Center feed shaft bearing, 1-7/8 x 2-7/8 x 2-1/4" long. Order 200643	234 to —	1
	Bolt, carriage, 5/16 x 3"	330 to 404	1
	Bottom board, right outer.	330 to 404	1
	Rivet, W. B. head, 1/4 x 1-3/16", (10 used).	330 to 404	1
	Bottom board, left outer.	330 to 404	1
	Rivet, W. B. head, 1/4 x 1-3/16", (10 used).	330 to 404	1
	Bottom, complete. Order W 115 SRA.	330 to 404	116
	Feed shaft support, 1-7/8 x 2-5/8 x 3"	441 to —	1

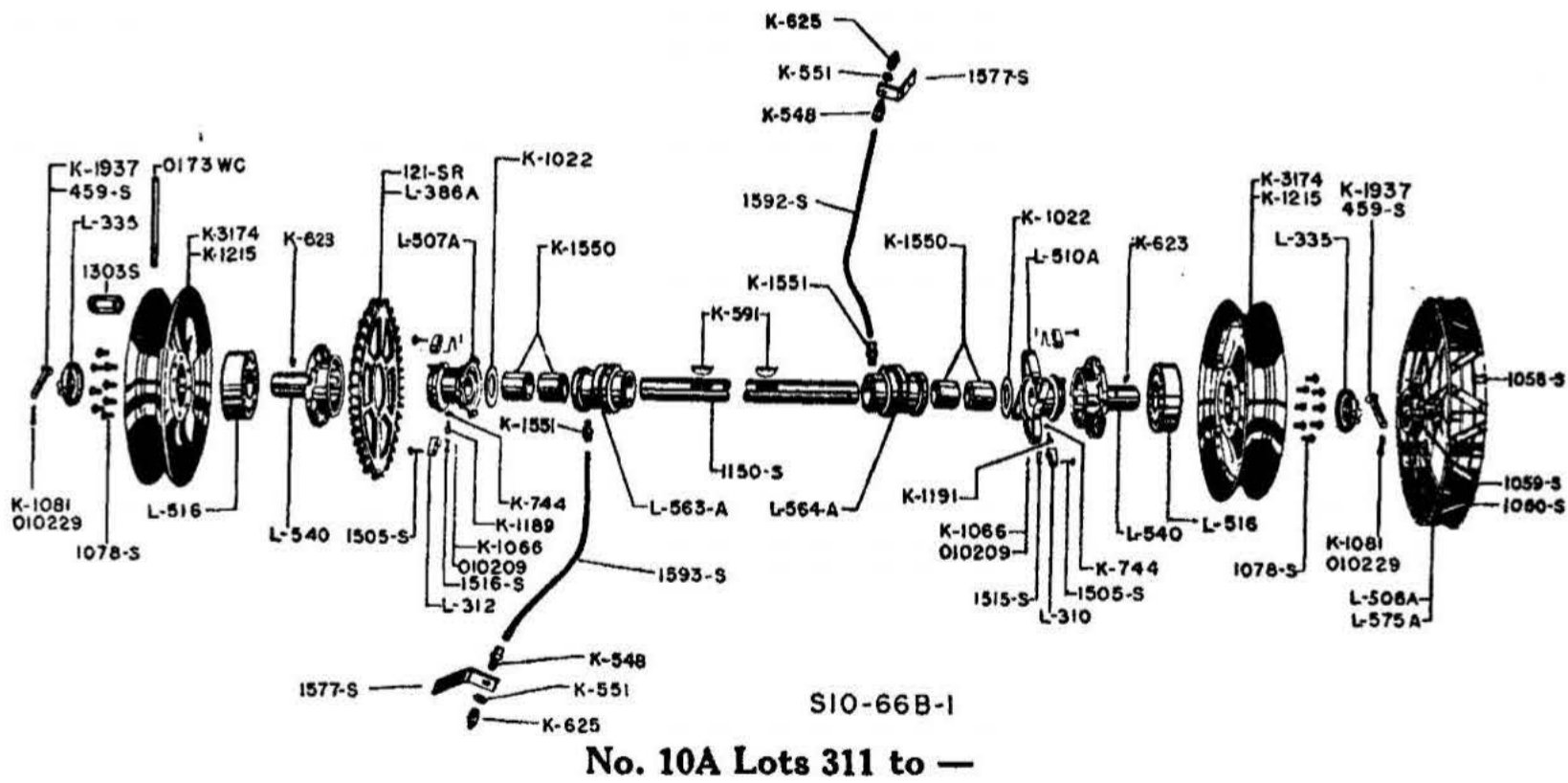
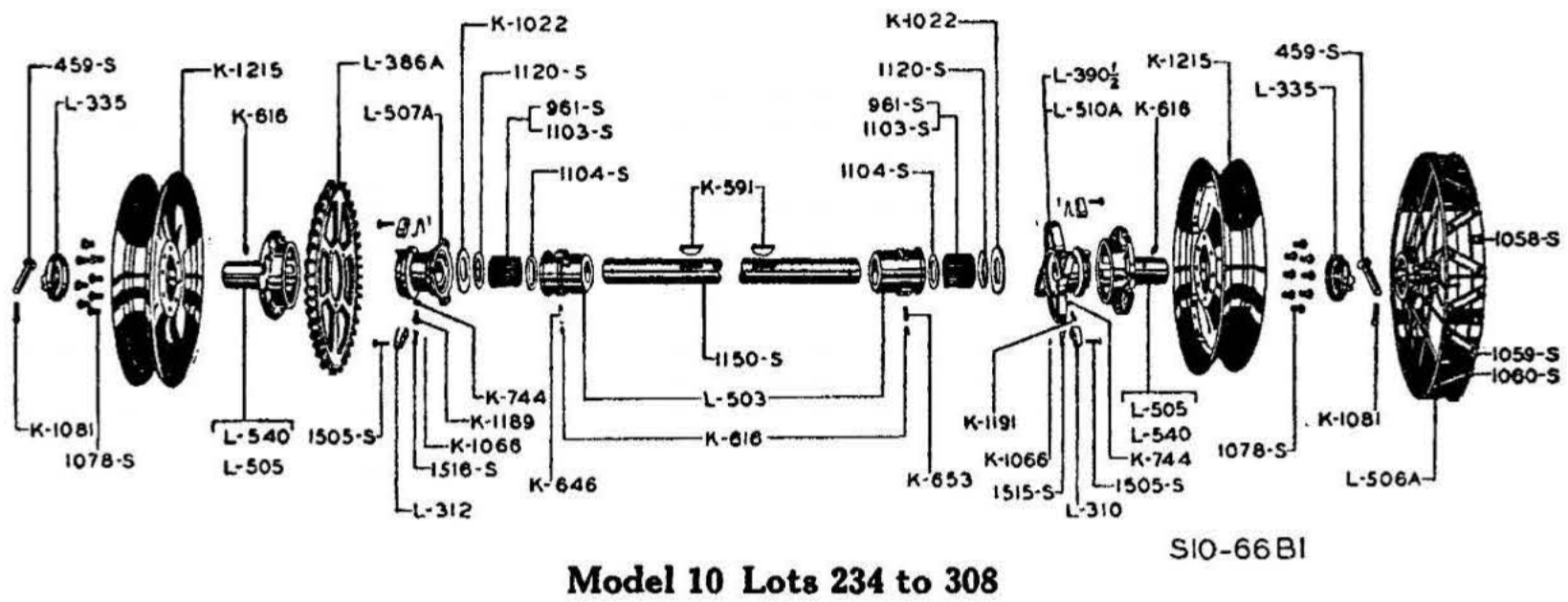
ENDGATE AND FOOTBOARD MODEL 10 AND NO. 10A



Part No.	Description	Lot No. All Incl.	Wt. Lbs.
★ K 632	Grease gun. Not illustrated.	234 to 308	1-3/4
K 1279	Oil can.	234 to 308	1
330 SA	Tool box.	234 to 324	3-1/2
333 S	Bolt, carriage, 1/4 x 1-1/4" (2 used). Seat.	234 to —	4-1/2
A 570 S	Bolt, carriage, 3/8 x 1" with lock washer. Grease gun holder.	234 to 308	1/4
617 S	Bolt, carriage, 1/4 x 1-1/4" (2 used). Seat post straddler, 5/16 x 1-1/2" flat, 9-1/4" long.	234 to —	1-1/4
843 SA	Bolt, carriage, 3/8 x 2". Oil can holder.	234 to 315	1-1/4
1183 SA	Bolt, carriage, 1/4 x 1-1/4" (2 used). Seat iron complete, 3/8 x 3" flat, 19-1/2" long.	234 to —	6-3/4
1184 S	Bolt, machine 1/2 x 4-1/4". Footboard support, right, 1-3/4 x 1-1/4 x 3/16" angle, 23-1/4" long.	234 to —	3-1/2
1185 S	Bolt, carriage, 5/16 x 1-1/4" (3 used). Footboard support, left, 1-3/4 x 1-1/4 x 3/16" angle, 23-1/4" long.	234 to —	3-1/2
1267 S	Bolt, carriage, 5/16 x 1-1/4" (3 used). Conveyor chain slide, right, 3/16 x 2-3/4" flat, 11-1/16" long.	234 to —	1-1/2
1268 S	Bolt, carriage, 5/16 x 1-1/2" (2 used). Conveyor chain slide, left, 3/16 x 2-3/4" flat, 11-1/16" long.	234 to —	1-1/2
W 80A	Bolt, carriage, 5/16 x 1-1/2" (2 used). Endgate complete. Order W80A 1.	234 to 308	22
W 80A 1	Bolt, machine, 3/8 x 1-1/2" (4 used). Endgate, complete.	311 to —	
W 83	Bolt, machine, 3/8 x 1-1/2" (4 used). Endgate, top board.	234 to —	
W 84A	Endgate, top board.	234 to —	
W 96	Footboard.	W234 to —	
W 165	Lower three endgate boards. Seat post, 1-1/2 x 3 x 24-1/4" long.	234 to —	
W 605	Bolt, carriage, 3/8 x 2-3/4" (2 used). Endgate post used when tractor drawn, 25/32 x 3" flat, 17-3/4" long.	330 to —	
	Bolt, carriage, 3/8 x 2-3/4" (4 used).		

★ Not available.

REAR AXLE MODEL 10 AND NO. 10A

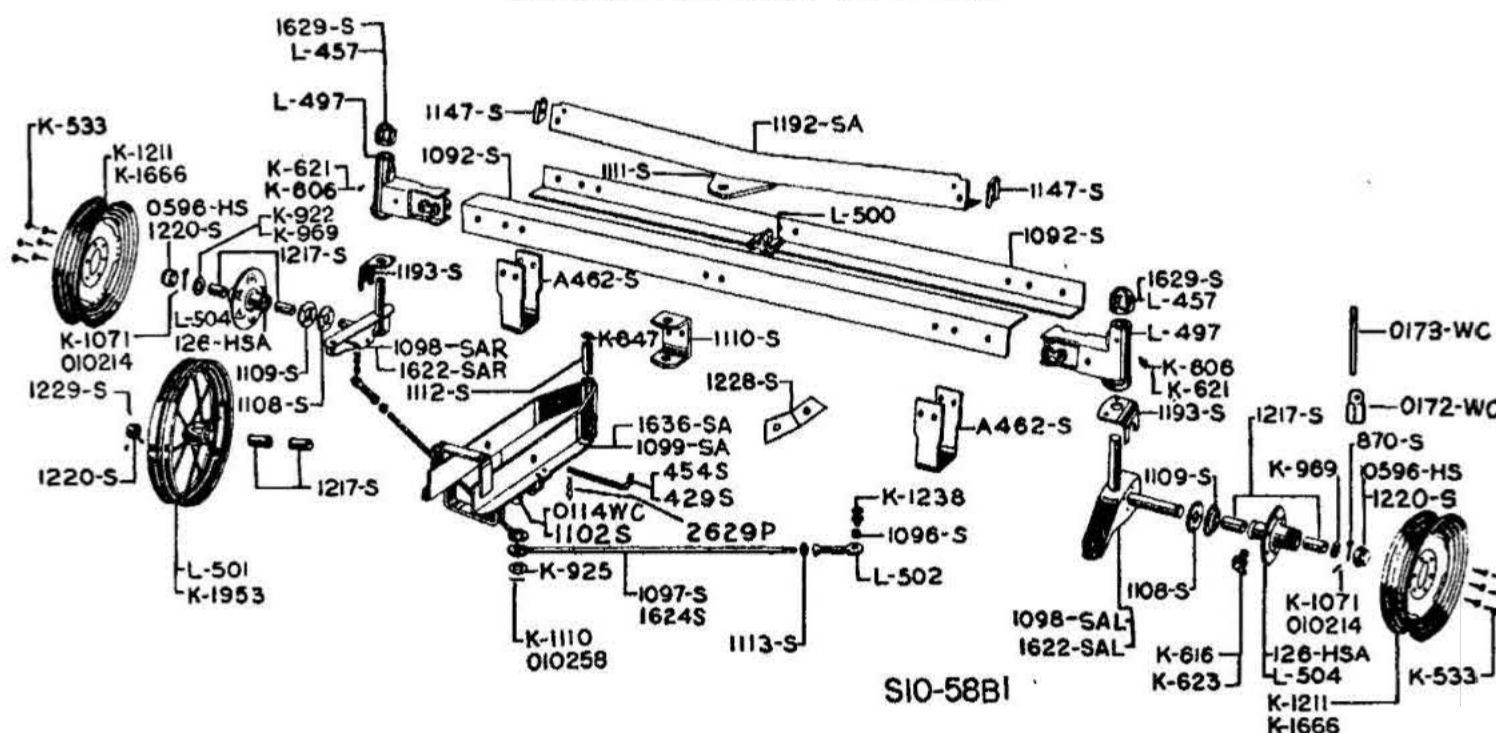


REAR AXLE—Continued

MODEL 10 AND NO. 10A

Part No.	Description	Lot No. All Incl.	Wt. Lbs.
K 548	Oil line fitting (No. 701A) complete with gland and nut (2 used).....	311 to —	2 oz.
K 551	Hexagon nut for oil line fitting (No. 111B), 9/16" O. D., 1/8" I. D. (2 used)	311 to —	1 oz.
K 591	No. 29 Woodruff key, 3/8" thick, 1-3/4" long (2 used).....	234 to —	1 oz.
K 616	Grease fitting, 1/8" pipe thread, 67-1/2 degree elbow (2 used), Order K 623...	234 to —	1 oz.
K 619	Grease fitting, 1/8" female pipe thread, Order K 625.....	311 to —	1 oz.
K 623	Grease fitting, 1/8" pipe thread, 67-1/2 degree elbow, (2 used).....	234 to —	1 oz.
K 625	Grease fitting, 1/8" female pipe thread.....	234 to —	1 oz.
K 646	Pipe nipple, 1/4" I. D., 2-1/2" long.....	234 to 308	1 oz.
K 653	Pipe nipple, 1/4" I. D., 1-1/4" long.....	234 to 308	1 oz.
K 744	Lock nut, 1/2" (2 used).....	234 to —	1 oz.
K 1022	Washer, 4" O. D., 2-1/16" I. D., 12 gauge (2 used).....	234 to —	1/4
K 1066	Spring cotter, 3/32" Dia., 1/2" long (4 used). Order 010209.....	234 to 423	1 oz.
K 1081	Spring cotter, 3/16" Dia., 1" long (2 used). Order 010229.....	234 to 423	1 oz.
K 1189	Set screw, 1/2" Dia., 1-1/4" long.....	234 to —	1 oz.
K 1191	Set screw, 1/2" Dia., 1-1/2" long.....	234 to —	1 oz.
K 1215	Disc wheel, 24" (2 used). Order K 3174.....	234 to 376	44
K 1550	Bronze steel backed bushing, 1-3/4" O. D., 2" long (4 used).....	311 to —	1/4
K 1551	Oil line connector fitting with gland and nut (2 used).....	311 to —	1 oz.
K 1937	Rear axle pin, 1/2 x 3" long, oval head [2 used].....	367 to —	1/4
K 3174	Disc wheel, 24" (2 used).....	383 to —	
L 310	Pawl for feed cam (2 used).....	234 to —	1/2
L 312	Pawl for sprocket hub (2 used).....	234 to —	1/2
L 335	Axle collar (2 used).....	234 to —	1
L 386A	36 tooth sprocket wheel. Order 121 SR.....	234 to 383	28
L 390-1/2	Bolt, machine, 1/2 x 1-3/4" with lock washer (3 used).....		
L 503	Feed cam with pawls and springs, 1-3/4" bore.....	234 to 237	17-1/2
L 505	Bearing housing, order (1); L 563 A and (1); 1593 SA, left or (1); L564 A and (1) 1592 SA (2 used).....	234 to 308	6-1/2
L 506 A	Wheel hub, 1-3/4" bore. Order L 540 (2 used).....	234 to 257	23
L 507 A	Steel wheel, 1-3/4" bore (2 used). Order L 575 A.....	234 to 376	115
L 510 A	Sprocket wheel hub, with pawls and springs, 1-3/4" bore.....	234 to —	15-1/2
L 516	Feed cam with pawls and springs, 1-3/4" bore.....	239 to —	19-1/2
L 540	Spacer ring for rubber tired rear wheel.....	234 to —	13
L 563 A	Wheel hub, 1-3/4" bore (2 used).....	260 to —	23
L 564 A	Axle bearing housing assembly with 2 K 1550 bushings, left.....	311 to —	8
L 575 A	Axle bearing housing assembly with 2 K 1550 bushings, right.....	311 to —	8
459 S	Steel wheel, 1-3/4" bore (2 used).....	383 to —	
961 S	Axle pin, 1/2" Dia., 2-3/4" long, oval head (2 used). Order K 1937.....	234 to 355	1/4
961-1/4 S	Roller for bearing (17 required) 3/8" (.368") Dia., 4-3/8" long.....	234 to 308	2 oz.
1058 S	Roller bearing complete, order (17) 961 S, (1) 1103 S, (1) 1104 S and (1) 1120S	234 to 308	2-1/4
1059 S	Short wheel cleat, 1-15/32 x 15/32 x 5/32" channel, 2" long (32 used).....	234 to —	1/4
1060 S	Rivet, oval head, 5/16 x 3/4" (2 used).....		
1078 S	Wheel cleat, right, 1-15/32 x 15/32 x 5/32" channel, 7-1/2" long (16 used)...	234 to —	3/4
1103 S	Rivet, oval head, 3/8 x 7/8" (2 used).....		
1104 S	Wheel cleat, left, 1-15/32 x 15/32 x 5/32" channel, 7-1/2" long (16 used)...	234 to —	3/4
1120 S	Rivet, oval head, 3/8 x 7/8" (2 used).....		
1150 S	Hub bolt, 9/16" Dia., 1-1/2" long (16 used).....	234 to —	2 oz.
1150-1/2 S	Spacer roller for bearing, 5/16" Dia., 4-1/4" long.....	234 to 308	2 oz.
1150 SA	Thrust washer, 2-31/64" O. D., 1-25/32" I. D., 16 gauge (2 used).....	234 to 308	1 oz.
1303 S	Bearing plug, 2-5/8" O. D., 1-25/32" I. D., 10 gauge (2 used).....	234 to 308	2 oz.
1336 S	Axle, 1-3/4" Rd., 69" long.....	234 to —	47
1505 S	Axle complete with 2 L 503 with bearings, 1 L 507 A and 1 L 510 A Order 1150 SA.....	234 to 308	97-1/2
1515 S	Axle complete with 1 L 507A, 1 L 510A, 1 L 563A and 1 L 564A.....	311 to —	97-1/2
1516 S	Socket wrench.....	234 to 355	1/4
1577 S	Bolt for L 516 spacer ring, 9/16" Dia., 1-3/4" long (Not illustrated) (16 used)....	234 to —	1/4
1592 S	Pin for pawls, 1/4" Dia., 1-7/8" long, W. B. head (4 used).....	234 to —	1 oz.
1592 SA	Torsion spring for feed cam (2 used).....	234 to —	1 oz.
1593 S	Torsion spring for sprocket wheel hub (2 used).....	234 to —	1 oz.
1593 SA	Lubrication bracket, 3/16 x 1-1/4" flat, 3-3/8" long (2 used).....	311 to —	1/4
121 SR	Bolt, machine, 3/8 x 7/8" with lock washer.....		
0173 WC	Axle bearing oil line, 3/16" O. D., 12-3/16" long, right.....	311 to —	1/4
010209	Axle bearing oil line assembly, right, with K 548, K 551, K 625 and K 1551..	311 to —	1/2
010229	Axle bearing oil line, 3/16" O. D., 13-3/8" long, left.....	311 to —	1/4
	Axle bearing oil line assembly, left, with K 548, K 551, K 625 and K 1551....	311 to —	1/2
	36 tooth sprocket wheel.....	404 to —	
	Bolt, machine, 1/2 x 1-3/4" (3 used).....		
	Socket wrench handle.....	234 to 355	1/2
	Spring cotter, 3/32 x 1/2"	441 to —	
	Spring cotter, 3/16 x 1".....	441 to —	

FRONT AXLE MODEL 10 AND NO. 10A

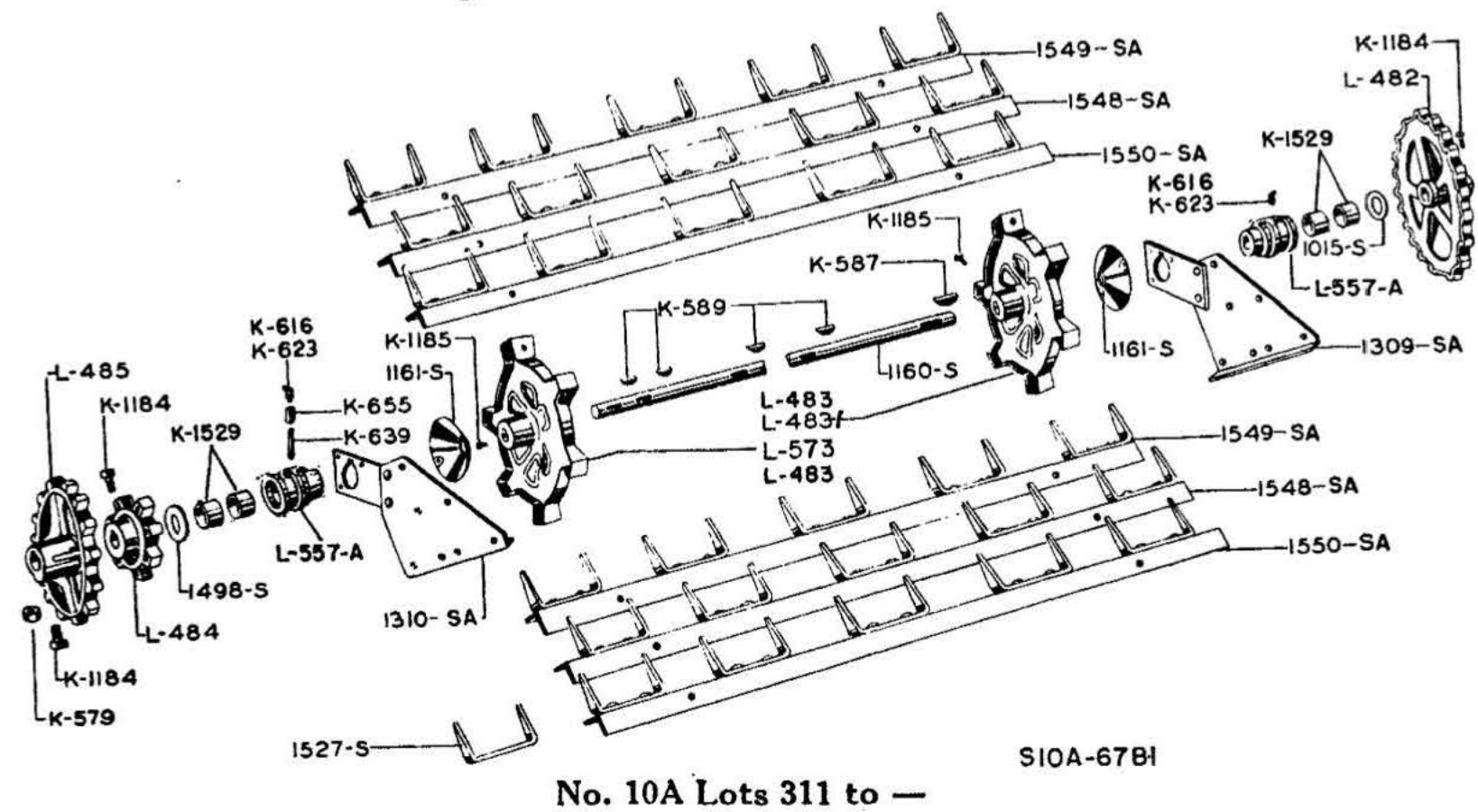
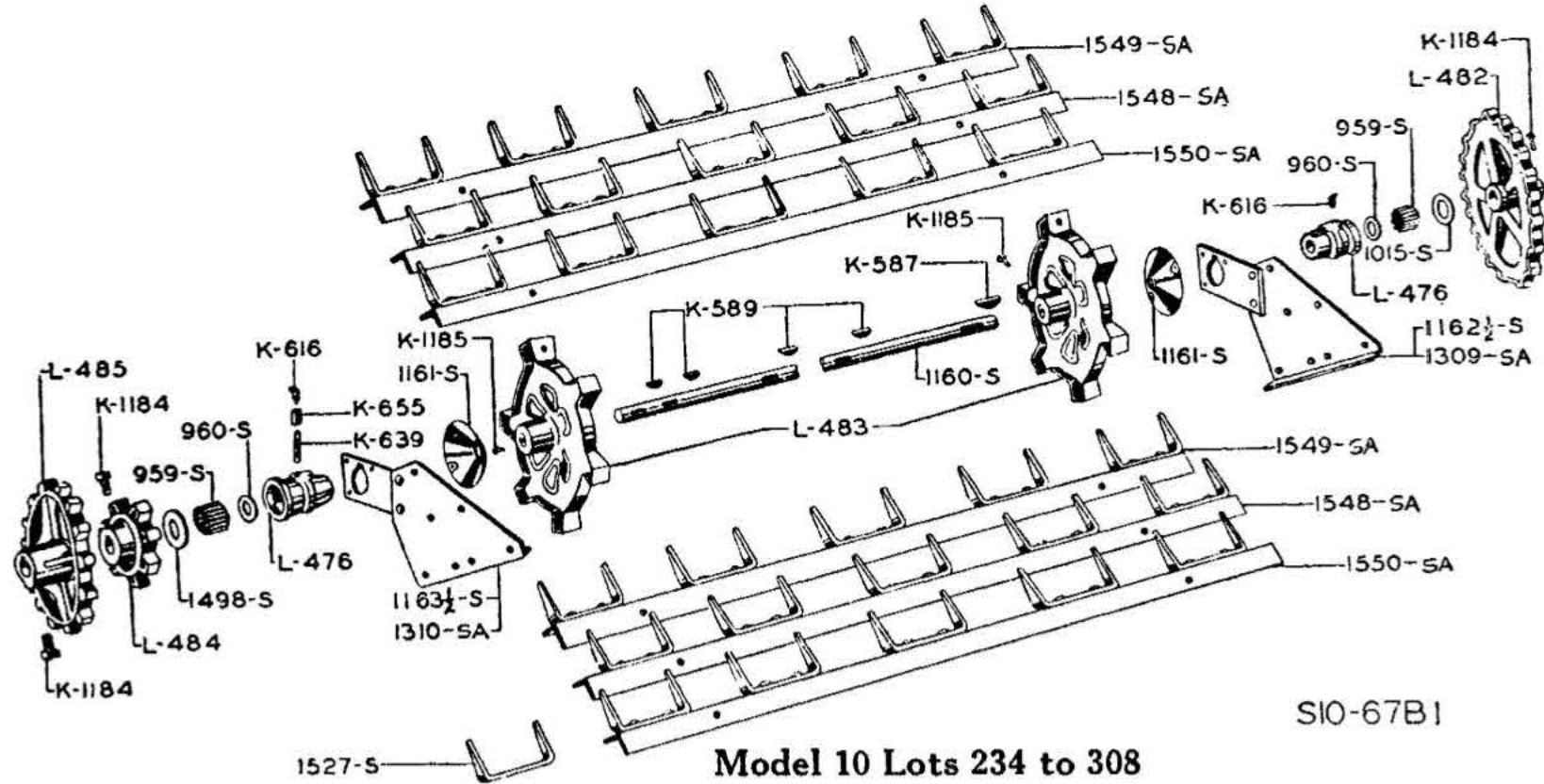


Part No.	Description	Lot No. All Incl.	Wt. Lbs.
126 HSA	Hub for disc wheel with renewable bronze bushings and hub cap, (2 used)...	302 to —	12
0596 HS	Screw type hub cap, (2 used).....	302 to —	1/2
K 533	Cap screw, 9/16" Dia., 1-13/32" long, (12 used).....	234 to —	1 oz.
K 606	Grease fitting, 1/8" pipe thread, straight, (2 used), Order K 621.....	234 to —	1 oz.
K 616	Grease fitting, 1/8" pipe thread, 67-1/2 degree elbow, (2 used), Order K 623.....	234 to —	1 oz.
K 621	Grease fitting, 1/8" pipe thread, straight, (2 used).....	234 to —	1 oz.
K 623	Grease fitting, 1/8" pipe thread, 67-1/2 degree elbow, (2 used).....	234 to —	1 oz.
K 847	Washer, 1-1/2" O. D., 21/32" I. D., 13 gauge.....	234 to —	1 oz.
K 922	Washer, 2-3/16" O. D., 1-13/16" I. D., 16 gauge.....	305 to —	1 oz.
K 925	Washer, 2-1/4" O. D., 1-3/16" I. D., 5/32" thick.....	234 to —	2 oz.
K 969	Washer, 2-9/16" O. D., 1-7/16" I. D., 16 gauge, (2 used).....	234 to 302	1 oz.
K 1071	Spring cotter, 1/8" Dia., 3/4" long (2 used). Order 010214.....	234 to 423	1 oz.
K 1110	Spring cotter, 5/16" Dia., 2-1/4" long. Order 010258.....	234 to 423	1 oz.
K 1211	Disc wheel, 16", (2 used).....	234 to 383	18
K 1238	Special machine bolt, 5/8" Dia., 2" long. Order 5/8 x 2" hex head bolt.....	234 to 376	2 oz.
K 1666	Disc wheel, 15", drop center.....	311 to —	17-1/2
K 1953	Front wheel, less hub.....	383 to —	
L 457	Pivot axle cap, (2 used).....	234 to 315	3/4
L 497	Bolt, machine, 5/16 x 2-3/4" with lock washer.....		
L 497	Axle casting, (2 used).....	234 to —	6-3/4
	Rivet, csk. head, 3/8 x 2-3/4".....		
	Rivet, oval head, 1/2 x 2-3/4".....		
	Rivet, oval head, 1/2 x 3".....		
L 500	Filler block.....	234 to —	1-1/4
	Rivet, oval head, 1/2 x 3", (2 used).....		
L 501	Front wheel with renewable bronze bushings, (2 used).....	234 to 376	53
L 502	Steering rod head, (2 used).....	234 to —	1
L 504	Hub for disc wheel with renewable bronze bushings, Order 126 HSA, (2 used)	234 to 297.	12
2629 P	Spring clip.....	234 to —	2 oz.
429 S	Pole pin, 9/16" Rd., 7-1/8" long. Order 454 S.....	234 to 342	1/2
454 S	Pole pin, 5/8" Rd., 8-3/8" long, drilled.....	349 to —	
A462 S	Wearing plate, 3/16 x 3" flat, 13-5/8" long, (2 used).....	234 to —	2-1/4
870 S	Axle pin, 3/8" Dia., 1-3/4" long, (2 used).....	234 to —	2 oz.
1092 S	Axle angle, 3 x 2 x 3/16" angle, 49-9/16" long, (2 used).....	234 to —	12-1/2
1092 SA	Axle, complete, with 2 L 497, 1 L 500, 2 A462 S, 2 1092 S and 1 1110 S....	234 to —	48
1096 S	Bushing, 27/32" (.840) O. D., 47/64" long, (2 used).....	234 to —	1 oz.
1097 S	Steering rod, 3/4" Rd., 29" long. (2 used).....	234 to 342	3-1/2
1098 SAR	Pivot axle complete, right. Order 1622 SAR.....	234 to 315	10-1/2
1098 SAL	Pivot axle complete, left. Order 1622 SAL.....	234 to 315	10-1/2
1099 SA	Pole connection, complete, Order 1636 SA.....	234 to 331	12-1/4
	Bolt, machine, 5/8 x 5-1/2" with lock washer.....		
1102 S	Stud for steering rod, 1-1/8" Dia., 2-5/8" long. Order 0114 WC.....	234 to 342	1/4
1108 S	Washer, 4-1/4" O. D., 1-3/8" I. D., 3/16" thick, (2 used).....	234 to —	1/4
1109 S	Wheel seal, 4-1/4" Dia., (2 used).....	234 to —	1/4
	Rivet, oval head, 1/4 x 3/4", (2 used).....		
1110 S	Pole connection hinge, 5/16 x 3-1/4" flat, 9" long.....	234 to —	2-1/2
	Rivet, oval head, 1/2 x 3" (2 used).....		
1111 S	Bolster plate, 1/4 x 6" flat, 5-1/2" long.....	234 to —	2-1/2
1112 S	Bushing, 7/8" O. D., 4-1/8" long.....	234 to —	2 oz.
1113 S	Nut for steering rod, 3/4" hexagon, (2 used).....	234 to —	2 oz.
1147 S	Bolster end block, 1-15/32" x 15/32" x 5/32" channel, 2-1/4" long, (2 used)	234 to —	1/2
	Bolt, machine, 3/8 x 7/8" with lock washer, (2 used).....		
010214	Cotter pin, 1/8 x 3/4".....	441 to —	
010258	Cotter pin, 5/16 x 2-1/4".....	441 to —	

FRONT AXLE—Continued MODEL 10 AND NO. 10A

Part No.	Description	Lot No. All Incl.	Wt. Lbs.
1192 SA	Bolster complete with plate, 3 x 2 x 7/32" angle, 37-5/8" long.	234 to —	13-3/4
	Bolt, machine, 3/8 x 7/8" with lock washer (2 used).		
	Bolt, machine, 1/2 x 1" with lock washer (2 used).		
1193 S	Wheel shield (2 used).	234 to —	3/4
	Bolt, machine, 5/16 x 3/4" with lock washer (2 used).		
1217 S	Bronze bushing, 1-9/16" (1.566") O. D., 2-1/2" long (4 used).	234 to —	3/4
1220 S	Slip type hub cap (2 used).	234 to 297	1/4
1228 S	Pole stop (2 used).	234 to —	3/4
	Bolt, machine, 3/8 x 1" with lock washer.		
1229 S	Cap screws (6 used).	234 to 297	1 oz.
1621 S	Pivot axle cap (2 used).	319 to —	1/4
	Bolt, machine, 3/8 x 3/4" with lock washer, less nut (2 used).		
1622 SAR	Pivot axle assembly, right.	319 to —	12
1622 SAL	Pivot axle assembly, left.	319 to —	12
1636 SA	Pole connection, complete.	336 to —	10-1/2
	Bolt, machine, 5/8 x 5-1/2" with lock washer.		
1642 S	Steering rod, 3/4" Rd., 29" long overall, threaded.	349 to —	3-1/2
0114 WC	Stud for steering rod, 1-1/8" Rd., 2-3/4" long.	349 to —	1/4

MAIN CYLINDER MODEL 10 AND NO. 10A

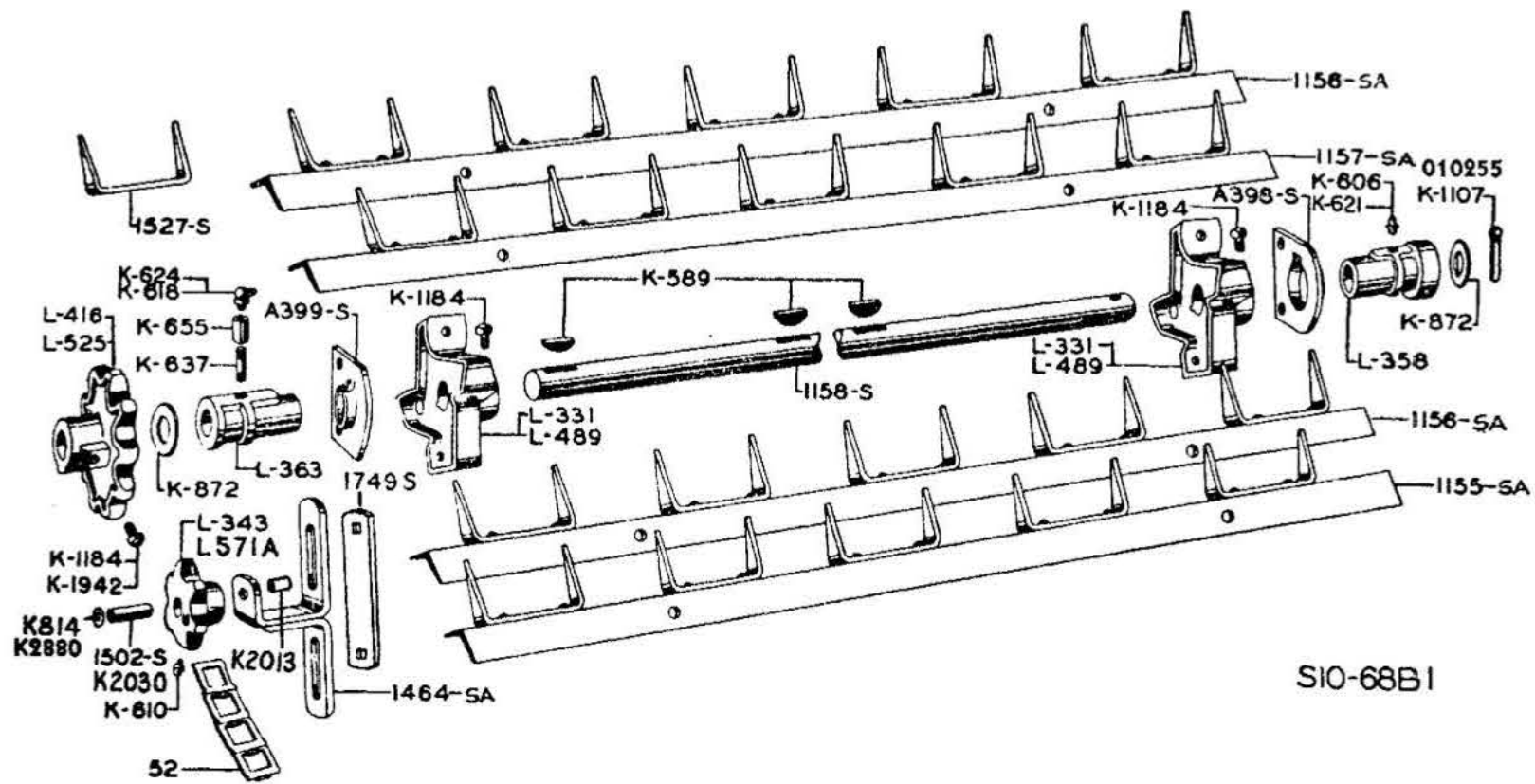


MAIN CYLINDER—Continued

MODEL 10 AND NO. 10A

Part No.	Description	Lot No. All Incl.	Wt. Lbs.
K 579	Jam nut, 1/2" hexagon.....	234 to —	1 oz.
K 587	No. 26 Woodruff key, 3/16" thick, 1-3/4" long.....	234 to —	1 oz.
K 589	No. 13 Woodruff key, 3/16" thick, 1" long (4 used).....	234 to —	1 oz.
K 616	Grease fitting, 1/8" pipe thread, 67-1/2 degree elbow, (2 used), Order K 623..	234 to —	1 oz.
K 623	Grease fitting, 1/8" pipe thread, 67-1/2 degree elbow, (2 used).....	234 to —	1 oz.
K 639	Pipe nipple, 1/8" I. D., 2" long.....	234 to —	1 oz.
K 655	Pipe coupling, 1/8".....	234 to —	1 oz.
K 1184	Set screw, 1/2" Dia., 1" long (3 used).....	234 to —	1 oz.
K 1185	Set screw, 1/2" Dia., 1" long (2 used).....	234 to —	1 oz.
K 1529	Bronze steel-backed bushing, 1-1/16" O. D., 1-1/4" long (4 used).....	311 to —	3 oz
L 476	Bearing housing, Order L 557 A.....	234 to 308	1 oz.
L 482	20 tooth sprocket to drive distributor, 1-1/16" bore.....	234 to —	7-3/4
L 483	Cylinder head, 1-1/16" bore (2 used) Order L 483-1.....	234 to 355	11-1/4
L 483-1	Cylinder head, 1-1/16" bore right.....	367 to —	11-1/4
L 484	7 tooth drive sprocket, 1-1/16" bore.....	234 to —	3-1/4
L 485	15 tooth sprocket to drive upper cylinder, 1-1/16" bore.....	234 to —	5
L 557A	Cylinder bearing assembly with 2 K 1529 bushings (2 used).....	311 to —	1-1/2
L 573	Main cylinder head, left, 1-1/16 bore. Order L 483-1.....	367 to 423	11-1/4
959 S	Roller for bearing (16 required), 1/4" Dia., 2-17/32" long.....	234 to 308	1 oz.
959-1/4 S	Roller bearing complete, left, Order 16 959 S, 1 960S and 1 1498 S.....	234 to 308	1
959-1/2 S	Roller bearing complete, right. Order 16 959 S, 1 960 S and 1 1015 S.....	234 to 308	1
960 S	Bearing end washer, 1-9/16" O. D., 1-3/32" I. D., 16 gauge (2 used). Order K 860.....	234 to 308	1 oz.
1015 S	Bearing closure washer, 2" O. D., 1-3/32" I. D., 18 gauge.....	234 to —	1 oz.
1160 S	Shaft, 1-1/16" Rd., 49-3/4" long.....	234 to —	12-1/2
1160-1/2 S	Shaft complete with 2 L 476 and bearings, 1 L 482, 2 L 483, 1 L 484, 1 L 485, 2 1161S, 1 1162-1/2S and 1 1163-1/2 S. Order A1160 S.....	234 to 244	65
1160-3/4 S	Shaft complete with 2 L 476 and bearings, 1 L 482, 2 L 483, 1 L 484, 1 L 485, 2 1161 S, 1 1309 SA and 1 1310 SA. Order A1160 S.....	245 to 308	65
A1160S	Shaft complete with 1 L 482, 2 L 483, 1 L 484, 1 L 485, 2 L 557A, 2 1161 S, 1 1309 SA and 1 1310 SA.....	311 to —	65
AA1160 S	Shaft complete with 1 L 482, 2 L 483, 1 L484, 1 L 485, 2 L 557A, 2 1161 S, 1 1162-1/2 S, and 1 1163-1/2 S. Order A1160 S.....	234 to 244	65
1161 S	Anti-wrap shields, 6" Dia., (2 used).....	234 to —	3/4
1162-1/2 S	Bolt, carriage, 1/4 x 1-1/2" (2 used).....	234 to 244	7-1/2
1163-1/2 S	Bearing plate, complete, right.....	234 to 244	7-1/2
	Bolt, carriage, 3/8 x 1-1/4" (3 used).....		
	Bolt, carriage, 3/8 x 1-1/2" (2 used).....		
	Bolt, machine, 3/8 x 7/8".....		
	Bearing plate complete, left.....	234 to 244	7-1/2
	Bolt, carriage, 3/8 x 1-1/4" (2 used).....		
	Bolt, carriage, 3/8 x 1-1/2" (2 used).....		
	Bolt, carriage, 3/8 x 1-3/4".....		
	Bolt, machine, 3/8 x 7/8".....		
1309 SA	Bearing plate complete right.....	245 to —	7-1/2
	Bolt, machine, 3/8 x 7/8" with lock washer.....		
	Bolt, carriage, 3/8 x 1-1/4" (3 used).....		
	Bolt, carriage, 3/8 x 1-1/2" (2 used).....		
1310 SA	Bearing plate complete, left.....	245 to —	7-1/2
	Bolt, machine, 3/8 x 7/8".....		
	Bolt, carriage, 3/8 x 1-1/4" (2 used).....		
	Bolt, carriage, 3/8 x 1-1/2" (2 used).....		
	Bolt, carriage, 3/8 x 1-3/4".....		
1498 S	Bearing closure (spacer) washer, 2" O. D., 1-3/32" I. D., 1/8" thick.....	234 to —	2 oz.
1527 S	Cylinder bar tooth with rivets (30 used).....	234 to —	1/2
	Rivet, oval head, 5/16 x 3/4" (2 used).....		
1548 SA	Cylinder bar with teeth, 1-3/8 x 1-3/8 x 5/32" angle, 36-3/8" long (2 used).....	234 to —	6-3/4
	Bolt, machine, 3/8 x 1" with lock washer (2 used).....		
1549 SA	Cylinder bar with teeth, 1-3/8 x 1-3/8 x 5/32" angle, 36-3/8" long (2 used).....	234 to —	6-3/4
	Bolt, machine, 3/8 x 1" with lock washer (2 used).....		
1550 SA	Cylinder bar with teeth, 1-3/8 x 1-3/8 x 5/32" angle, 36-3/8" long (2 used).....	234 to —	6-3/4
	Bolt, machine, 3/8 x 1" with lock washer (2 used).....		

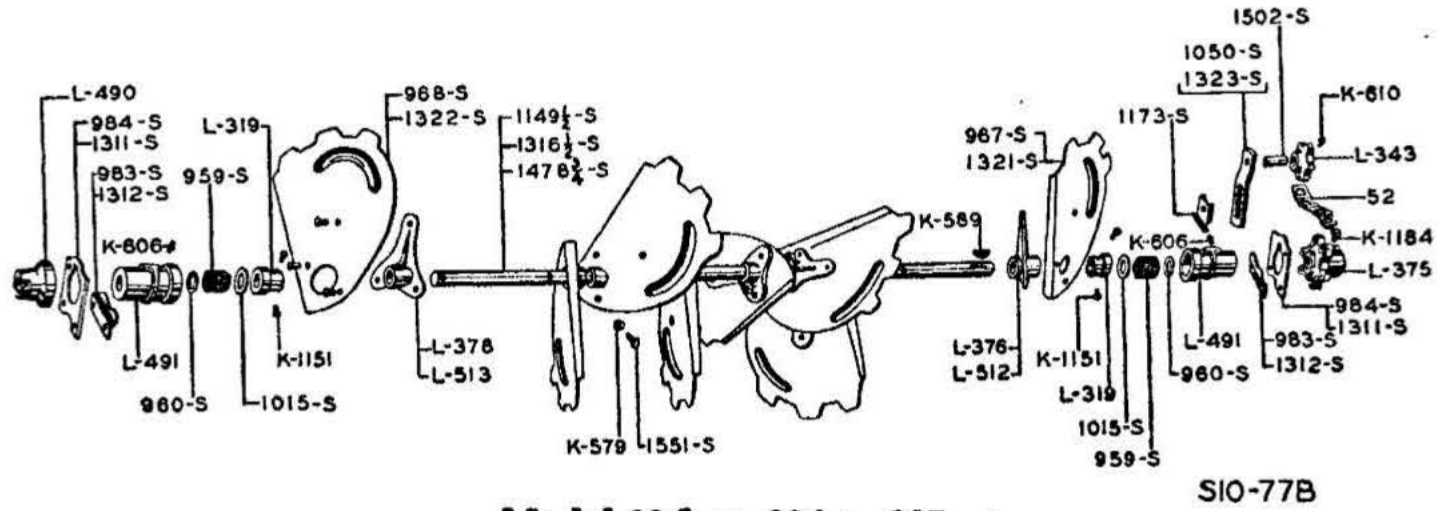
UPPER CYLINDER MODEL 10 AND NO. 10A



Part No.	Description	Lot No. All Incl.	Wt. Lbs.
52	Steel chain link (complete chain 41 links).....	234 to —	2 oz.
K 589	No. 13 Woodruff key, 3/16" thick, 1" long (3 used).....	234 to —	1 oz.
K 606	Grease fitting, 1/8" pipe thread, straight, Order K 621.....	234 to —	1 oz.
K 610	Grease fitting, 5/16" drive type.....	234 to 336	1 oz.
K 618	Grease fitting, 1/8" pipe thread, 90 degree elbow, Order K 624.....	234 to —	1 oz.
K 621	Grease fitting, 1/8" pipe thread, straight.....	234 to —	1 oz.
K 624	Grease fitting, 1/8" pipe thread, 90 degree elbow.....	234 to —	1 oz.
K 637	Pipe nipple, 1/8" I. D., 1-1/4" long.....	234 to —	1 oz.
K 655	Pipe coupling, 1/8".....	234 to —	1 oz.
K 814	Washer, 1" O. D., 7/16" I. D., 1/16" thick. Order K 2880.....	234 to 376	1 oz.
K 872	Washer, 1-3/4" O. D., 1-1/32" I. D., 16 gauge (2 used).....	234 to —	1 oz.
K 1107	Spring cotter, 5/16" Dia., 1-1/4" long. Order 010255.....	234 to 423	1 oz.
K 1184	Set screw, 1/2" Dia., 3/4" long (2 used).....	234 to —	1 oz.
K 1942	Set screw 1/2" Dia., 7/8" long, cup point.....	342 to —	1 oz.
K 2013	Fiber bearing for L 571 A sprocket, 23/32" O. D., 1-7/16" long.....	342 to —	1 oz.
K 2030	Bushing for L 571 A sprocket, 1-9/16" long.....	342 to —	1 oz.
K 2880	Washer, 1" O. D. x 7/16" I. D., 1/16" thick.....	383 to —	
010255	Cotter pin, 5/16" x 1-1/4".....	441 to —	
L 331	3 bar cylinder head, 1" bore. (2 used).....	234 to 287	3-1/4
L 343	6 tooth tightener sprocket, AL 571 A will replace.....	234 to 336	1
AL 343	6 tooth tightener sprocket with bolt and bushing, Order AL 571 A.....	234 to 336	1-1/4
L 358	Bearing, right, 1" bore.....	234 to —	1-1/4
L 363	Bearing, left, 1" bore.....	234 to —	1-1/4
L 416	8 tooth sprocket, 1" bore.....	234 to 287	2-1/4
L 489	4 bar cylinder head, 1" bore. (2 used).....	290 to —	3-1/2
L 525	10 tooth sprocket, 1" bore.....	290 to —	5
L 571 A	6 tooth tightener sprocket.....	342 to —	1
AL 571 A	6 tooth tightener sprocket with bolt and bushing.....	342 to —	1-1/4
A 398 S	Bearing plate, right, 3/16 x 4" flat, 3-29/32" long.....	234 to —	1
A 399 S	Bearing plate, left, 3/16 x 4" flat, 3-29/32" long.....	234 to —	1
1155-SA	Cylinder bar with teeth, 1-1/4 x 1-1/4 x 5/32" angle, 42" long.....	234 to —	7
1156-SA	Cylinder bar with teeth, 1-1/4 x 1-1/4 x 5/32" angle, 42" long, (2 used).....	234 to —	7
1157-SA	Cylinder bar with teeth, 1-1/4 x 1-1/4 x 5/32" angle, 42" long.....	234 to —	7
1158 S	Shaft, 1" Rd., 49-7/8" long.....	234 to —	11-1/4
1158-1/2 S	Shaft complete with 2 L 331, 1 L 358, 1 L 363, 1 L 416, 1 A 398 S and 1 A 399 S.....	234 to 286	23
A1158-S	Shaft complete with 1 L 358, 1 L 363, 2 L 489, 1 L 525, 1 A 398 S and 1 A 399 S.....	290 to —	23-1/2
1464 SA	Chain tightener bracket.....	234 to —	2
AA 1464 SA	Chain tightener complete with sprocket, Order AA 1464 SA1.....	234 to 336	3-1/4
AA 1464 SA1	Chain tightener complete with sprocket.....	342 to —	3-1/4
1502 S	Bushing, 19/32" O. D., 1-9/16" long.....	234 to 336	2 oz.
1527 S	Cylinder bar tooth with rivets.....	234 to —	1/2
1749 S	Rivet, oval head, 5/16 x 3/4" (2 used).....	367 to —	1/4
	Bolt, carriage, 3/8 x 1-1/2" with lock washer [2 used].....		

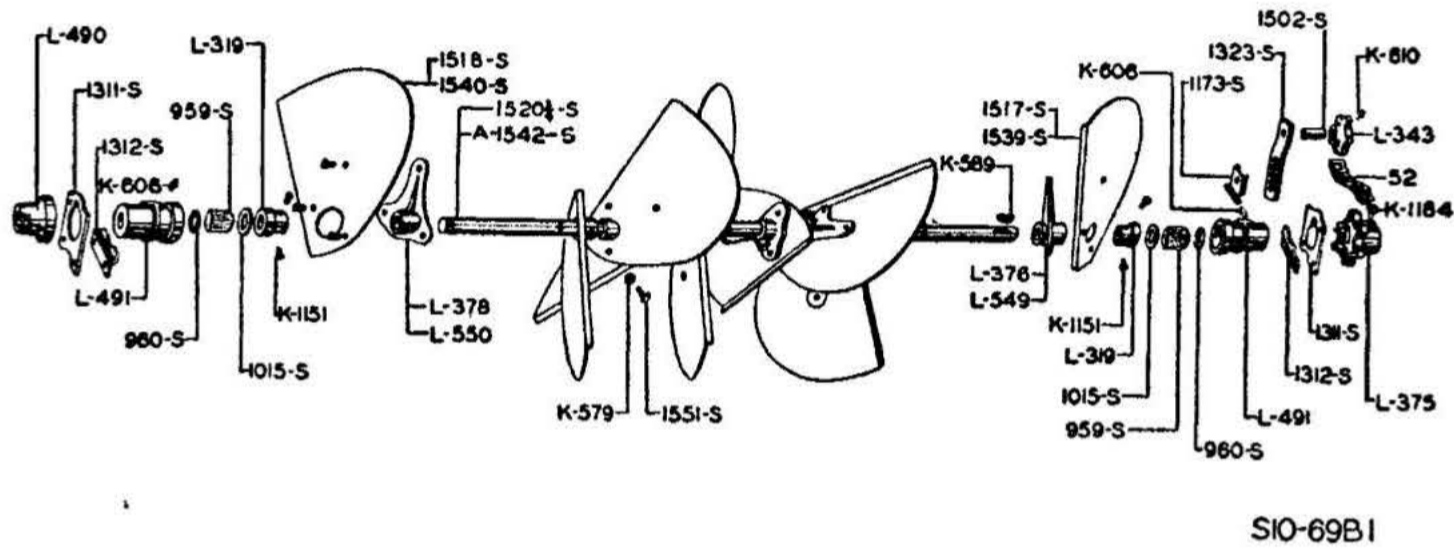
DISTRIBUTER

MODEL 10 AND NO. 10A

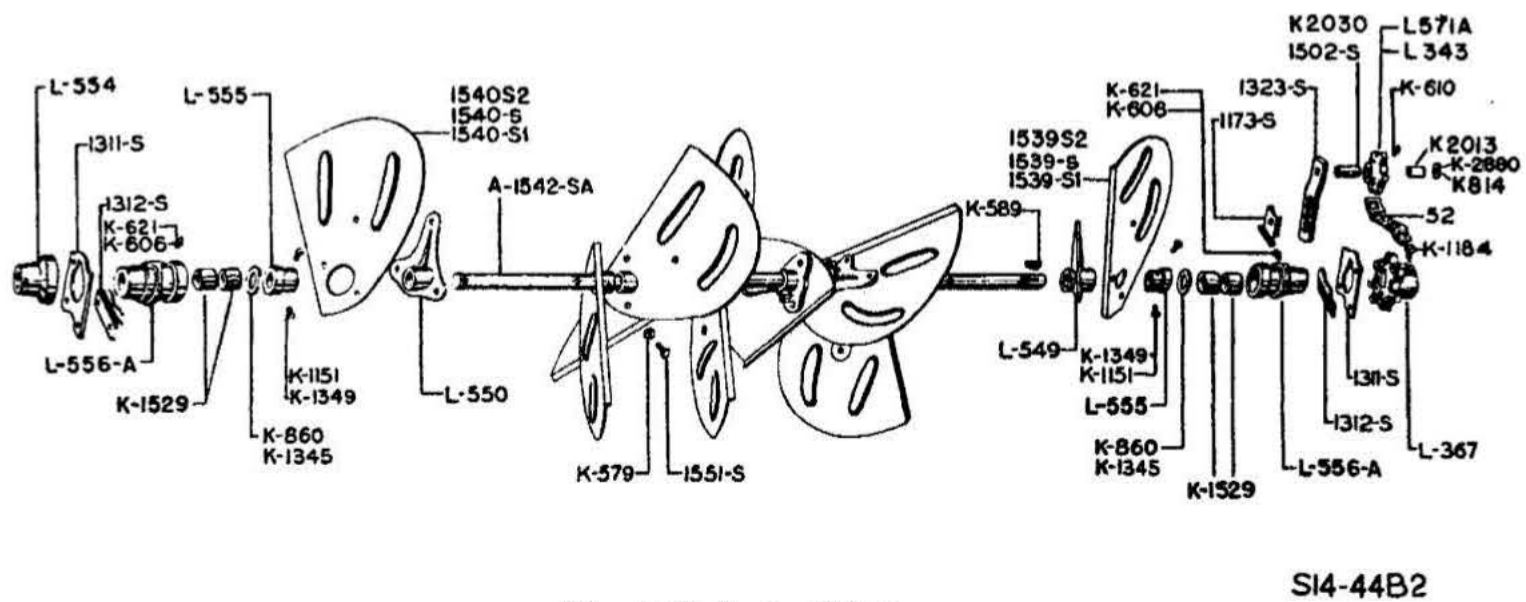


Model 10 Lots 234 to 287

Machines built Lot 234 to 245 had a 10 paddle distributor using L 376 and L 378 castings and 967 S and 968 S paddles.

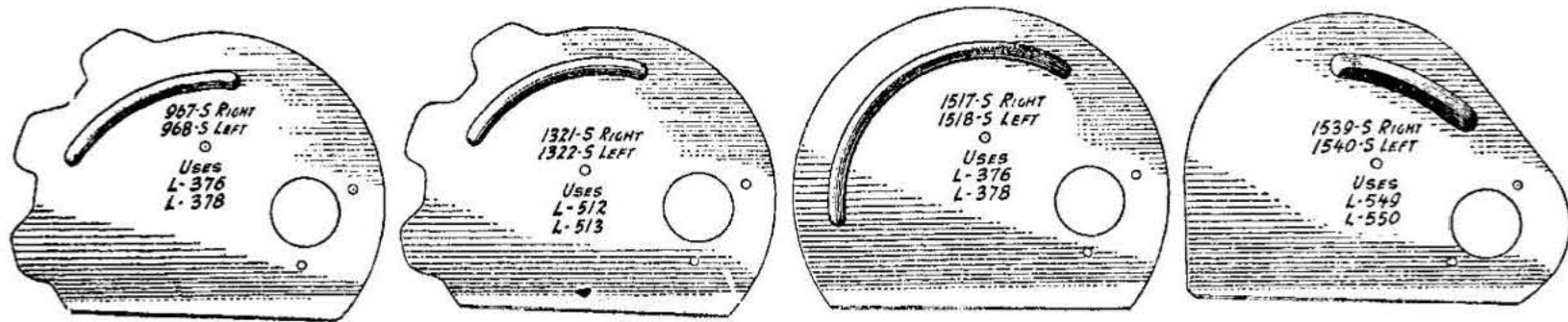



Model 10 Lots 290 to 308



No. 10A Lots 311 to —

DISTRIBUTER—Continued MODEL 10 AND NO. 10A



Part No.	Description	Lot No. All Incl.	Wt. Lbs.
52	Steel chain link (complete chain 44 links).....	234 to —	2 oz.
K 579	Hexagon jam nut, 1/2" (8 or 10 used).....	234 to —	1 oz.
K 589	No. 13 Woodruff key, 3/16" thick, 1" long.....	234 to —	1 oz.
K 606	Grease fitting, 1/8" pipe thread, straight, (2 used), Order K 621.....	234 to —	1 oz.
K 610	Grease fitting, 1/8" pipe thread, 5/16" drive type.....	234 to —	1 oz.
K 621	Grease fitting, 1/8" pipe thread, straight, (2 used).....	234 to —	1 oz.
K 814	Washer, 1" O. D., 7/16" I. D., 1/16" thick. Order K 2880.....	234 to 376	1 oz.
K 860	Washer, 1-9/16" O. D., 1-3/32" I. D., 1/16" thick.....	234 to —	1 oz.
K 1151	Set screw, 5/16" Dia., 5/16" long (4 used).....	234 to 308	1 oz.
K 1184	Set screw, 1/2" Dia., 3/4" long.....	234 to —	1 oz.
K 1345	Washer, 1-11/16" O. D., 1-3/32" I. D., 1/16" thick (2 used).....	311 to 319	1 oz.
K 1349	Set screw, low head, 5/16 x 3/8".....	311 to —	1 oz.
K 1529	Bronze steel backed bushing, 1-1/16" I. D., 1-1/4" long (4 used).....	311 to —	3 oz.
K 2013	Fiber bearing for L 571 A sprocket, 23/32" O. D., 1-7/16" long.....	342 to —	1 oz.
K 2030	Bushing for L 571 A sprocket, 9/16" O. D., 1-9/16" long.....	342 to —	1 oz.
K 2880	Washer, 1" O. D. x 7/16" x 1/16" thick.....	383 to —	
L 319	Spacer collar, 1-1/16" bore (2 used).....	234 to 308	3/4
L 343	6 tooth tightener sprocket AL 571 A will replace.....	234 to 336	1
AL 343	Bolt, machine, 3/8 x 2-1/2" with lock washer.....		
L 367	6 tooth tightener sprocket with bolt and bushing, Order AL 571 A.....	234 to 336	1-1/4
L 375	7 tooth sprocket 1-1/16" bore (Not illustrated).....	315 to —	2-1/4
L 376	6 tooth sprocket, 1-1/16" bore.....	234 to 311	2-1/4
L 378	Paddle casting, right (4 or 5 used).....	234 to 244, 268 to 287	2-1/4
L 378	Paddle casting, left (4 or 5 used).....	234 to 244, 268 to 287	2-1/4
L 490	End collar.....	234 to 308	3/4
L 491	Bolt, machine, 5/16 x 1-5/8" with lock washer.....		
L 512	Bearing housing, order (1) L 556 A, (1) L 554, (1) L 555.....	234 to 308	2
L 513	Paddle casting, right (4 or 5 used).....	245 to 265	2-1/4
L 513	Paddle casting, left (4 or 5 used).....	245 to 265	2-1/4
L 549	Paddle casting, right (5 used).....	290 to —	2-1/4
L 550	Paddle casting, left (5 used).....	290 to —	2-1/4
L 554	End collar.....	311 to —	1/2
L 555	Rivet, button head, 5/16 x 1-3/4".....		
L 556 A	Spacer collar (2 used).....	311 to —	1/2
L 571 A	Distributor bearing assembly with 2 K 1529 bushings.....	311 to —	2-3/4
AL 571 A	6 tooth tightener sprocket.....	342 to —	1
959 S	6 tooth tightener sprocket with bolt and bushing.....	342 to —	1-1/4
959-1/2 S	Roller for bearing, (16 required) 1/4" Dia., 2-17/32" long.....	234 to 308	1 oz.
960 S	Roller bearing complete, consisting of 16 959 S, 1 960 S and 1 1015 S.....	234 to 308	1
967 S	Bearing end washer, 1-9/16" O. D., 1-3/32" I. D., 16 gauge (2 used). Order K 860.....	234 to 308	1 oz.
967 S	Paddle, right (4 or 5 used).....	234 to 244, 268 to 287	2-3/4
968 S	Rivet, truss head, 5/16 x 3/4" (3 used).....		
968 S	Paddle, left (4 or 5 used).....	234 to 244, 268 to 287	2-3/4

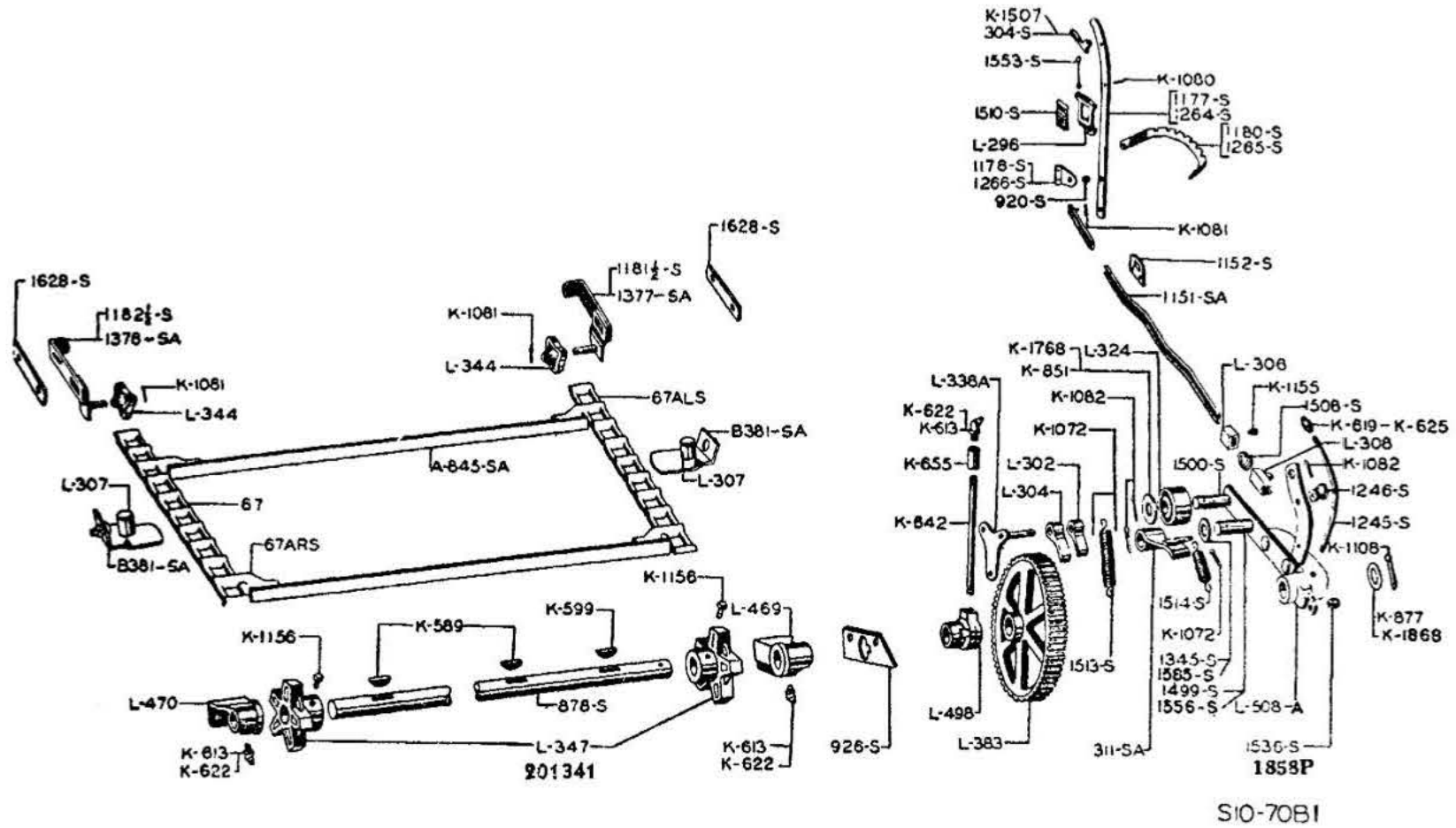
DISTRIBUTER (Continued)

MODEL 10 AND NO. 10A

Part No.	Description	Lot No. All Incl.	Wt. Lbs.
983 S	Keeper for bearing, 1/8 x 1-3/4" flat, 4" long (2 used)	234 to 244	1/4
	Rivet, truss head, 5/16 x 3/4" (3 used)		
984 S	Bearing plate, 3/16 x 4" flat, 3-7/8" long (2 used)	234 to 244	3/4
	Bolt, machine, 5/16 x 3/4" with lock washer		
	Bolt, machine, 3/8 x 1" with lock washer (2 used)		
1015 S	Bearing closure washer, 2" O. D., 1-3/32" I. D., 18 gauge (2 used)	234 to 308	1 oz.
1050 S	Chain tightener arm, 5/16 x 1-1/4" flat, 7-3/4" long	234 to 244	1
	Bolt, machine, 3/8 x 1-1/4" with lock washer		
1050-1/2 S	Chain tightener complete, with sprocket. Order AA1050S.	234 to 244	2-1/4
A 1050 S	Chain tightener complete, with sprocket. Order AA 1050S		2-1/4
AA 1050 S	Chain tightener, complete, with sprocket.	234 to 244	
1149-1/2 S	Shaft with sprocket, 1-1/16" Rd., 46-1/2" long.	234 to 244	14
1149-1/2 SA	Distributor, complete, Order AA 1542 S.	234 to 244	70
1173 S	Lock for chain tightener arm.	234 to —	2 oz.
	Bolt, machine, 3/8 x 1-1/4" with lock washer		
1311 S	Bearing plate, 3/16 x 4" flat, 3-1/2" long (2 used)	245 to —	3/4
	Bolt, machine, 5/16 x 3/4" with lock washer		
	Bolt, machine, 3/8 x 1" with lock washer (2 used)		
1312 S	Keeper for bearing, 1/8 x 1-3/4" flat, 4" long (2 used)	245 to —	1/4
1316-1/2 S	Shaft with sprocket, 1-1/16" Rd., 46-1/2" long.	245 to 265	14
1316-1/2 SA	Distributor, complete, Order AA 1542 SA2.	245 to 265	70
1321 S	Paddle, right (4 used)	245 to 265	2-3/4
	Rivet, truss head, 5/16 x 3/4" (3 used)		
1322 S	Paddle, left (4 used)	245 to 265	2-3/4
	Rivet, truss head, 5/16 x 3/4" (3 used)		
1323 S	Chain tightener arm, 5/16 x 1-1/4" flat, 6" long.	245 to —	3/4
	Bolt, machine, 3/8 x 1-1/4" with lock washer		
A 1323 S	Chain tightener complete, with sprocket, bolt and bushing, Order AA 1323 S.	245 to 336	2-1/4
AA 1323 S	Chain tightener, complete with sprocket, bolt and bushing, (Not illustrated).	342 to —	2-1/4
1478-3/4 S	Shaft with sprocket, 1-1/16" Rd., 46-1/2" long.	268 to 287	14
1478-3/4 SA	Distributor, complete. Order AA 1542 SA2.	268 to 287	70
1502 S	Bushing, 19/32" O. D., 1-9/16" long.	234 to 336	2 oz.
1517 S	Paddle, right (5 used)	290 to 291	3-1/2
	Rivet, truss head, 5/16 x 3/4" (3 used)		
1518 S	Paddle, left (5 used)	290 to 291	3-1/2
	Rivet, truss head, 5/16 x 3/4" (3 used)		
1520-3/4 S	Shaft with sprocket, 1-1/16" Rd., 46-1/2" long.	290 to 291	14
1520-3/4 SA	Distributor complete. Order AA 1542 S.	290 to 291	70
1539 S	Paddle, right, (5 used), Order 1539 S2.	295 to 319	3-1/2
	Rivet, truss head, 5/16 x 3/4" (3 used)		
1539 S1	Paddle, right, (5 used) Order 1539 S2.	324 to 349	3-1/2
1539 S2	Paddle, right [5 used]	355 to —	3-1/2
1539 SA1	Paddle and casting assembly, right. [Order 1539 SA2].	324 to 349	6
1539 SA2	Paddle and casting assembly, right.	355 to —	6
1540 S	Paddle, left, (5 used)., Order 1540 S2.	295 to 319	3-1/2
1540 S1	Paddle, left, (5 used) Order 1540 S2.	324 to 349	3-1/2
	Rivet, truss head, 5/16 x 3/4" (3 used)		
1540 S2	Paddle, left [5 used].	355 to —	3-1/2
1540 SA1	Paddle and casting assembly, left. Order 1540 SA2.	324 to 349	6
1540 SA2	Paddle and casting assembly, left.	355 to —	6
A1542 S	Shaft with sprocket, 1-1/16" Rd., 46-1/2" long, Order A1542 SA.	291 to 308	14
A1542 SA	Shaft with sprocket, 1-1/16" Rd., 46-11/32" long.	311 to —	14
1542-3/4 SA	Distributor, complete. Order AA 1542 SA2.	295 to 308	70
AA1542 S	Distributor complete, Order AA1542 SA2.	311 only	70
AA1542 SA	Distributor, complete Order AA1542 SA2.	315 to 349	70
AA1542 SA2	Distributor complete.	355 to —	70
1551 S	Set screws, 1/2" Dia., 1-5/16" long, cone point (8 or 10 used)	234 to —	1 oz.

Machines built Lot 234 to 245 used a 10 paddle distributor using L 376 and L 378 castings and 967 S and 968 S paddles.

FEED SHAFT, CONVEYOR AND FEED LEVER MODEL 10 AND NO. 10A



Part No.	Description	Lot No. All Incl.	Wt. Lbs.
67	Plain steel chain link (176 used)	234 to —	2 oz.
67 ARS	Rivet, flat head, 5/16 x 5/8"	234 to —	3 oz.
67 ALS	Steel attachment link, left (15 used)	234 to —	3 oz.
K 589	Steel attachment link, right (15 used)	234 to —	1 oz.
K 599	No. 13 Woodruff key, 3/16" thick, 1" long (2 used)	234 to —	1 oz.
K 613	No. 14 Woodruff key, 7/32" thick, 1" long	234 to —	1 oz.
K 619	Grease fitting, 1/8" pipe thread, 30 degree elbow, (3 used), Order K 622	234 to —	1 oz.
K 622	Grease fitting, 1/8" female pipe thread, straight, Order K 625	234 to —	1 oz.
K 625	Grease fitting, 1/8" pipe thread, 30 degree elbow, (3 used)	234 to —	1 oz.
K 642	Grease fitting, 1/8" female pipe thread	234 to —	1 oz.
K 655	Pipe nipple, 1/8" I. D., 7" long	234 to —	2 oz.
K 851	Pipe coupling, 1/8"	234 to —	1 oz.
K 877	Washer, 1-1/2" O. D., 15/16" I. D., 16 gauge Order K1768	234 to 331	1 oz.
K 1072	Washer, 1-3/4" O. D., 1-1/8" I. D., 16 gauge Order K1868	234 to 331	1 oz.
K 1080	Spring cotter, 1/8" Dia., 1" long. Order 010215	234 to 423	1 oz.
K 1081	Spring cotter, 3/16" Dia., 3/4" long. Order 010228	234 to 423	1 oz.
K 1082	Spring cotter, 3/16" Dia., 1" long (3 used). Order 010229	234 to 423	1 oz.
K 1108	Spring cotter, 3/16" Dia., 1-1/4" long (3 used). Order 010230	234 to 423	1 oz.
K 1155	Spring cotter, 5/16" Dia., 1-1/2" long. Order 010256	234 to 423	1 oz.
K 1156	Set screw, 3/8" Dia., 5/8" long	234 to —	1 oz.
K 1507	Set screw, 3/8" Dia., 5/8" long, low head (2 used)	234 to —	1 oz.
K 1768	Lever latch	311 to —	1/4
K 1868	Rivet, flat head, 1/4 x 3/4"	336 to —	1 oz.
010215	Washer, 1-1/2" O. D., 29/32" I. D., 16 ga.	336 to —	1 oz.
010228	Washer, 1-1/2" O. D., 1-1/8" I. D., 16 ga.	441 to —	
010229	Cotter pin, 1/8 x 1"	441 to —	
010230	Cotter pin, 3/16 x 3/4"	441 to —	
010256	Cotter pin, 3/16 x 1"	441 to —	
201341	Cotter pin, 3/16 x 1-1/4"	441 to —	
L 296	Cotter pin, 5/16 x 1-1/2"	441 to —	
L 302	5-tooth feed sprocket, 1-1/16 bore (2 used)	459 to —	2-1/4
L 304	Lever slide casting	234 to —	1/2
L 306	Retention pawl, short	234 to —	1/2
L 307	Retention pawl, long	234 to —	1/2
L 308	Single set collar	234 to —	1/4
L 324	Conveyor guide (2 used)	234 to —	1/4
L 338A	Rivet, wagon box head, 5/16 x 1-1/4"	234 to —	1/2
L 344	Slide collar	234 to —	1-1/2
L 347	Roller for feed arm	234 to —	1-1/2
L 383	Retention pawl support with pin	234 to —	1
L 469	Bolt, carriage, 3/8 x 1-1/2" (3 used)	234 to —	2
	4 tooth idler sprocket (2 used)	234 to —	2
	5 tooth feed sprocket, 1-1/16" bore (2 used). Order 201341	234 to —	2
	Ratchet wheel, 1-1/16" bore	234 to —	2
	Feed bearing, right, 1-1/16" bore	234 to —	2
	Bolt, machine, 3/8 x 1-1/4" with lock washer (2 used)		

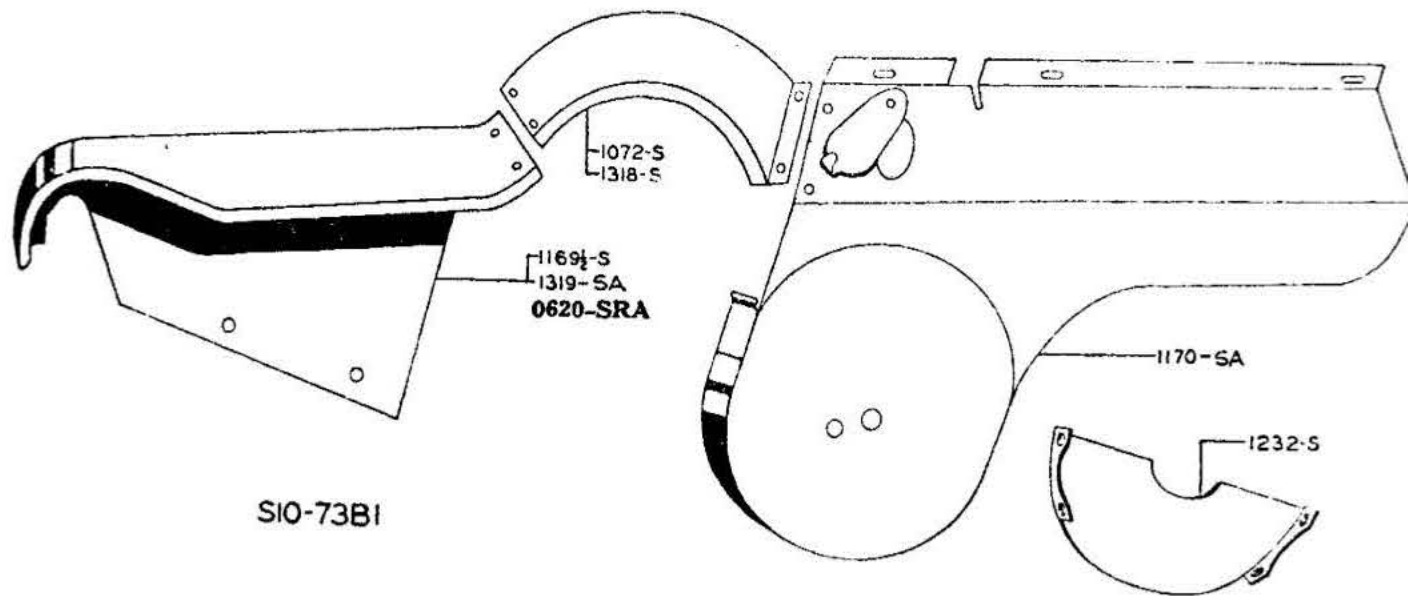
FEED SHAFT, CONVEYOR AND FEED LEVER—Continued
MODEL 10 AND NO. 10A

Part No.	Description	Lot No. All Incl.	Wt. Lbs.
L 470	Feed bearing, left, 1-1/16" bore.....	234 to —	2
	Bolt, machine, 3/8 x 1-1/4" with lock washer (2 used)		
L 498	Angle feed bearing, 1-1/16" bore.....	234 to —	3/4
L 508A	Feed arm complete with roller, pawl and spring	234 to —	8-1/2
1858 P	Bushing, 1/4" I. D., 5/16" long.....	349 to —	1 oz.
304 S	Lever latch. Order K 1507.....	234 to 308	1/4
311 SA	Feed pawl, 1/4 x 1-1/4" flat, 5-3/4" long.....	234 to —	3/4
B381 SA	Conveyor slide complete, 1/8 x 3" flat, 5-1/8" long (2 used). Bolt, carriage, 3/8 x 7/8" with lock washer.....	234 to —	1-1/4
A845 S	Conveyor bar with links, 1-3/8 x 1 x 5/32" angle, 34-1/4" long overall (14 used).....	234 to —	3-1/4
878 S	Shaft, 1-1/6" Rd., 44-5/8" long.....	234 to —	11-1/4
878-SA	Shaft complete with (2) 201341 sprockets.....	234 to —	15
920 S	Bushing, 9/16" O. D., 3/8" long.....	234 to —	1 oz.
926 S	Angle feed bearing plate.....	234 to —	3/4
	Rivet, oval head, 3/8 x 3/4" (2 used).....		
1151 SA	Feed rod, 3/4 x 3/8 x 1/8" channel, 117-3/4" long.....	234 to —	5-1/2
1152 S	Feed rod guide, 1/8 x 3" flat, 2-3/16" long.....	234 to —	1/4
	Bolt, machine, 5/16 x 3/4" with lock washer (2 used)		
1177 S	Feed lever, 5/16 x 1-1/4" flat, 26-3/4" long.....	234 to 237	3
	Bolt, machine, 3/8 x 1-1/4" with lock washer.....		
1177-1/2 S	Feed lever complete.....	234 to 237	4
1178 S	Feed lever bracket, 3/16 x 4-3/4" flat, 2-3/8" long. Order 1266 S.....	234 to 237	3/4
	Bolt, machine, 5/16 x 3/4" (2 used).....		
1180 S	Feed lever sector, 5/16 x 1-1/4" flat, 17-1/2" long.....	234 to 237	2-1/4
	Bolt, machine, 3/8 x 7/8" with lock washer.....		
	Bolt, carriage, 3/8 x 1-1/2".....		
1181-1/2 S	Conveyor tightener with stud, right, Order 1377-SA	234 to 252	2
1182-1/2 S	Conveyor tightener with stud, left, Order 1378-SA	234 to 252	2
1245 S	Pipe nipple, bent, 1/8" I. D., 8" long.....	234 to —	1/4
1246 S	Bracket for pipe nipple.....	234 to —	2 oz.
	Rivet, wagon box head, 1/4 x 3/4".....		
★ 1264 S	Feed lever, 5/16 x 1-1/4" flat, 26-3/4" long.....	239 to —	3
	Bolt, machine, 3/8 x 1-1/4" with lock washer.....		
1264 SA	Feed lever complete with latch, slide and spring	239 to —	4
1265 S	Feed lever sector, 5/16 x 1-1/4" flat, 19-5/8" long.....	239 to —	2-1/2
	Bolt, machine, 3/8 x 7/8" with lock washer.....		
	Bolt, carriage, 3/8 x 1-1/2".....		
1266 S	Feed lever bracket, 3/16 x 4-3/4" flat, 2-5/8" long.....	239 to —	3/4
	Bolt, machine, 5/16 x 3/4" (2 used).....		
1345 S	Washer, 1-5/8" O. D., 7/8" I. D., 1/4" thick. Order 1585 S.....	234 to 324	2 oz.
1377 SA	Conveyor tightener with stud, right.....	254 to —	2
	Bolt, machine, 3/8 x 1-3/4" (2 used).....		
1378 SA	Conveyor tightener with stud, left.....	254 to —	2
	Bolt, machine, 3/8 x 1-3/4" (2 used).....		
1499 S	Feed pawl stud, 7/8" Dia., 2-17/32" long.....	234 to 324	1/4
1500 S	Feed roller stud, 7/8" Dia., 2-3/4" long.....	234 to —	1/4
1508 S	Compression spring, 1-1/8" O. D., 7/16" long, 3 coils.....	234 to —	1 oz.
1510 S	Compression spring, 11/16 x 1-9/16 x 2-1/2" long, 7-3/4" coils.....	234 to —	3 oz.
1513 S	Extension spring, 7/8" O. D., 4-3/4" long, overall 6-1/2", 40 coils.....	234 to —	1/4
	Bolt, machine, 5/16 x 1" with lock washer.....		
1514 S	Extension spring, 5/8" O. D., 2-1/4" long, overall 3-1/2", 41 coils.....	234 to —	2 oz.
1536 S	Bushing, 1/4" I. D., 5/16" long, Order 1858 P.....	234 to 342	1 oz.
1553 S	Feed lever wire, 3/16" Dia., 6-1/2" long.....	234 to —	2 oz.
1556 S	Feed pawl stud, 7/8" Dia., 2-3/4" long.....	330 to —	1/4
1585 S	Feed pawl spacer, 1-1/4" O. D., 7/16" long.....	330 to —	2 oz.
1624 SA	Conveyor chain with No. 67 steel chain and A 845 S bar; 178 No. 67 plain links, 14 No. 67 ARS and 14 No. 67 ALS attachment links; 9 bars each followed by 6 plain links and 5 bars each followed by 7 plain links.....	234 to —	81
1628 S	Shim for tightener, 1/8 x 1-1/2" flat, 6-1/2" long, used when tractor drawn..	330 to —	1/2

★ Not available.

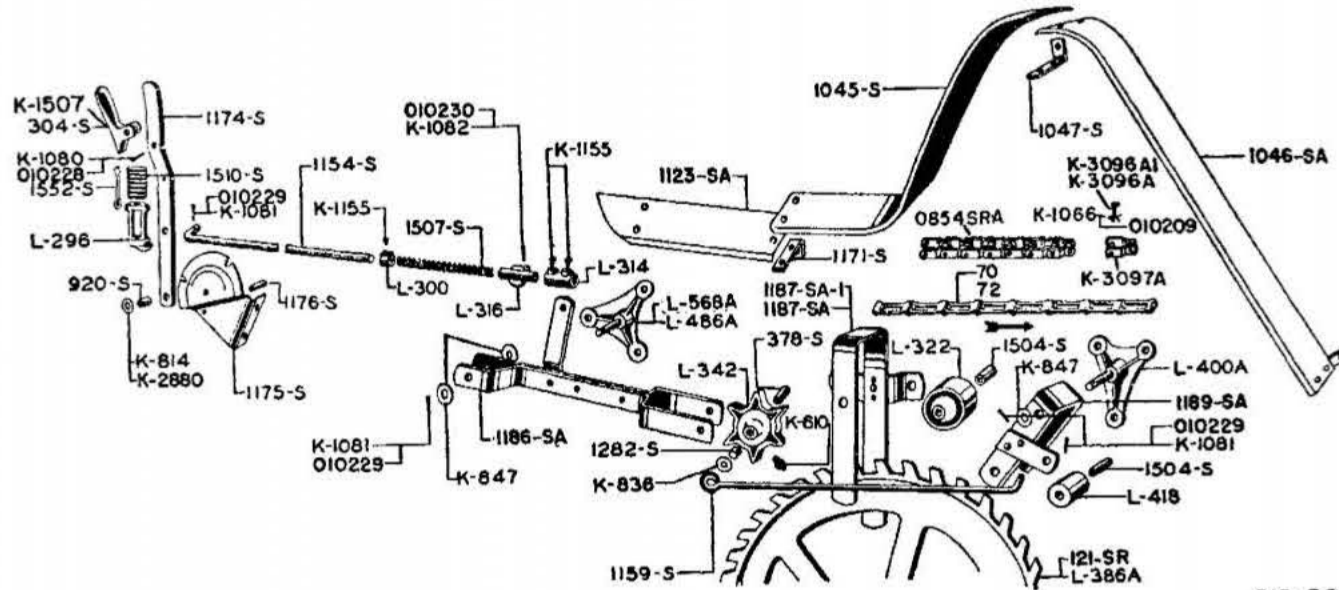
FEED AND DISTRIBUTER SHIELDS

MODEL 10 AND NO. 10A



Part No.	Description	Lot No. All Incl..	Wt. Lbs.
1072 S	Shield connecting distributor and ratchet wheel shields, 14" long.....	234 to 244	1/4
1169-1/2 S	Bolt, oven head, 1/4 x 1/2" with lock washer (4 used).....	234 to 244	3-1/4
	Distributor chain shield.....		
	Bolt, machine, 5/16 x 3/4" with lock washer.....		
	Bolt, machine, 3/8 x 1" with lock washer.....		
	Bolt, machine, 3/8 x 1-1/4" with lock washer.....		
1170 SA	Ratchet wheel shield.....	234 to —	6-1/2
	Bolt, oven head, 1/4 x 1/2" with lock washer (2 used).....		
	Bolt, carriage, 5/16 x 1-1/4" (3 used).....		
1232 S	Inner ratchet wheel shield.....	236 to —	1
	Bolt, carriage, 1/4 x 1/2" with lock washer (4 used).....		
1318 S	Shield connecting distributor and ratchet wheel shields, 18" long.....	245 to —	1-1/2
	Bolt, oven head, 1/4 x 1/2" with lock washer (4 used).....		
1319 SA	Distributor chain shield. Order 0620 SRA.....	245 to 423	3-1/4
0620 SRA	Distributor chain shield.....	441 to —	
	Bolt, machine, 5/16 x 3/4" with lock washer.....		
	Bolt, machine, 3/8 x 1" with lock washer.....		
	Bolt, machine, 3/8 x 1-1/4" with lock washer.....		

MAIN DRIVE MODEL 10 AND NO. 10A



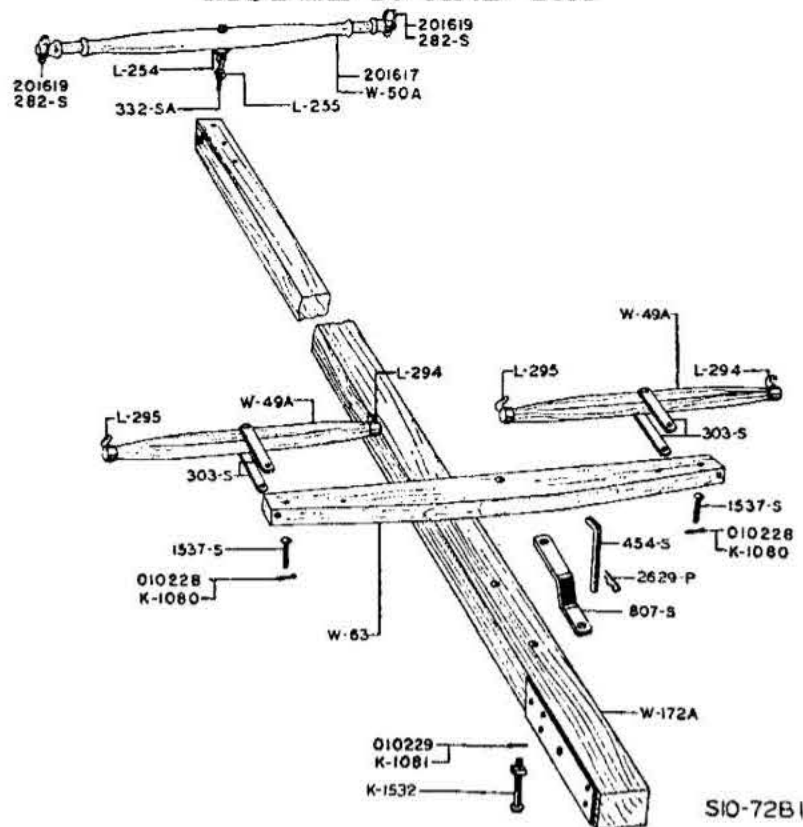
S10-59BI

Part No.	Description	Lot No. All Incl.	Wt. Lbs.
70	Steel chain link (complete chain 42 links).....	234 to 376	2 oz.
72	Steel chain links (complete chain 42 links).....	383 to —	2 oz.
K 610	Grease fitting, 5/16" drive type.....	234 to —	1 oz.
K 814	Washer, 1" O. D., 7/16" I. D., 16 gauge. Order K 2880	234 to 376	1 oz.
K 836	Washer, 1-3/8" O. D., 7/16" I. D., 16 gauge.....	234 to —	1 oz.
K 847	Washer, 1-1/2" O. D., 21/32" I. D., 13 gauge (3 used).....	234 to —	1 oz.
K 1080	Spring cotter, 3/16" Dia., 3/4" long. Order 010228.....	234 to 423	1 oz.
K 1081	Spring cotter, 3/16" Dia., 1" long (4 used). Order 010229.....	234 to 423	1 oz.
K 1082	Spring cotter, 3/16" Dia., 1-1/4" long. Order 010230.....	234 to 423	1 oz.
K 1155	Set screw, 3/8" Dia., 5/8" long (3 used).....	234 to —	1 oz.
K 1507	Lever latch.....	311 to —	1/4
	Rivet, flat head, 1/4 x 3/4".....		
K 2880	Washer, 1" O. D., 7/16" I. D., x 1/16" thick.....	383 to —	
K 3096 A	Pin, 5/16" Dia., 1-7/8" long for heavy duty drive chain. Order K3096A1.....	383 to 40	
K 3096 A1	Pin and cotter pin, 5/16 x 1-7/8".....	423 to —	
K 3097 A	Detachable link with pins and spring cotter for heavy duty chain.....	383 to —4	
010228	Cotter pin, 3/16 x 3/4".....	441 to —	
010229	Cotter pin, 3/16 x 1".....	441 to —	
010230	Cotter pin, 3/16 x 1-1/4".....	441 to —	
L 296	Lever slide casting.....	234 to —	1/2
L 300	Single set collar.....	234 to —	1/4
L 314	Double set collar.....	234 to —	1/2
L 316	Slide collar.....	234 to —	1/2
L 322	Straddler roller.....	234 to —	1-3/4
	Bolt, machine, 3/8 x 3-3/4" with lock washer.....		
L 342	6 tooth idler sprocket.....	234 to —	1-3/4
	Bolt, carriage, 3/8 x 4" with lock washer.....		
L 386 A	36 tooth main drive sprocket. Order 121 SR.....	234 to 383	28
	Bolt, machine, 1/2 x 1-3/4" with lock washer (3 used).....		
L 400A	Auxiliary drive arm post with pin.....	234 to —	2
	Bolt, carriage, 3/8 x 1-1/2" (3 used).....		
L 418	Roller for auxiliary drive arm.....	234 to —	1
	Bolt, machine, 3/8 x 3-1/2" with lock washer.....		
L 486A	Drive arm post with pin. Order L 568 A.....	234 to 331	2-1/2
	Bolt, carriage, 3/8 x 1-1/2".....		
	Bolt, carriage, 3/8 x 1-3/4" (2 used).....		
L568 A	Drive arm post with pin.....	336 to —	2-1/2
	Bolt, carriage, 3/8" x 1-1/2".....		
	Bolt, carriage, 3/8" x 1-3/4", (2 used).....		
304 S	Lever latch Order K 1507.....	234 to 308	1/4
378 S	Bushing, 19/32" O. D., 2-5/16" long.....	234 to —	1 oz.
920 S	Bushing, 9/16" O. D., 3/8" long.....	234 to —	1 oz.
1045 S	Shield connecting drive chain and upper cylinder chain shields, 4 x 20-1/4" long, 18 gauge.....	234 to —	1-1/4
	Bolt, machine, 1/4 x 3/4" (2 used).....		
	Bolt, oven head, 1/4 x 3/4" with lock washer (2 used).....		
1046 SA	Upper cylinder chain shield, 4 x 30" long, 18 gauge.....	234 to —	1-3/4
	Bolt, machine, 1/4 x 3/4" with lock washer (2 used).....		
	Bolt, carriage, 3/8 x 1-3/4".....		
1047 S	Top bracket for upper cylinder chain shield, 3/16 x 1" flat, 4-1/2" long.....	234 to —	1/4
	Bolt, machine, 1/4 x 3/4" with lock washer (2 used).....		
	Bolt, oven head, 5/16 x 7/8" with lock washer.....		
1123 SA	Drive chain shield, 4 x 14-1/8" long, 18 gauge.....	234 to —	1
	Bolt, oven head, 1/4 x 3/4" with lock washer.....		
1154 S	Drive rod, 9/16" Rd., 80-1/2" long.....	234 to —	5-3/4

**MAIN DRIVE—Continued
MODEL 10 AND NO. 10A**


Part No.	Description	Lot No. All Incl.	Wt. Lbs.
1159 S	Auxiliary drive rod, 1/2" Rd., 30-1/4" long.	234 to —	1-3/4
1171 S	Drive chain shield rear bracket, 3/16 x 1-1/4" flat, 6-1/4" long.	234 to —	1/2
1174 S	Bolt, carriage, 5/16 x 1-1/4"	234 to —	1-3/4
1174 SA	Drive lever, 5/16 x 1-1/4" flat, 16" long.	234 to —	2-3/4
1175 S	Drive lever complete with latch, slide and spring.	234 to —	3-1/4
1176 S	Bolt, machine, 3/8 x 1-1/4" with lock washer.	234 to —	1 oz.
1186 SA	Drive lever sector, 3/16 x 6" flat, 10" long.	234 to —	7-1/4
1187 SA	Bolt, machine, 3/8 x 7/8" with lock washer (2 used).	234 to 355	3
1187 SA1	Bolt, carriage, 5/16 x 3"	367 to —	
1189 SA	Spacer, 1/4" I. D., 1-9/16" long.	234 to —	2-1/4
1282 S	Drive arm complete with sprocket.	234 to —	1 oz.
1504 S	Bushing, 19/32" O. D., 9/16" long.	234 to —	2 oz.
1507 S	Bushing, 19/32" O. D., 2-7/16" long (2 used).	234 to —	1/4
1510 S	Compression spring, 7/8" O. D., 7" long, 23 coils.	234 to —	1/4
1552 S	Compression spring, 11/16 x 1-9/16 x 2-1/2" long, 7-3/4 coils.	234 to —	2 oz.
121 SR	Lever wire, 3/16" Dia., 5-5/16" long.	404 to —	27-1/4
0854 SRA	36 tooth main drive sprocket. Bolt, machine, 1/2 x 1-3/4" (3 used). Heavy steel drive chain, pintle type.	383 to —	

**POLE AND HITCH
MODEL 10 AND 10A**




Part No.	Description	Lot No. All Incl.	Wt. Lbs.
K 1080	Spring cotter, 3/16" Dia., 3/4" long (2 used). Order 010228.	234 to 423	1 oz.
K 1081	Spring cotter, 3/16" Dia., 1" long. Order 010229.	234 to 423	1 oz.
K 1532	Bolt, carriage, 1/2 x 4" drilled for cotter.	234 to —	1/4
010228	Cotter pin, 3/16 x 3/4"	441 to —	
010229	Cotter pin, 3/16 x 1"	441 to —	
L 254	Neckyoke washer.	234 to —	1/4
L 255	Pole washer.	234 to —	1/4
L 294	Singletree hook, right (2 used).	234 to —	1/2
L 295	Singletree hook, left (2 used).	234 to —	1/2
2629 P	Spring clip.	234 to —	2 oz.
282 S	Ferrule and ring for neckyoke (2 used). Order 201619.	234 to 423	3/4
303 S	Singletree strap, 3/16 x 1-1/4" flat, 9" long (4 used).	234 to —	1/2
332 SA	Rivet, oval head, 3/8 x 2-1/2"	234 to —	3/4
454 S	Eyebolt for neckyoke.	234 to —	1/2
807 S	Hammer strap pin, 5/8" Rd., 7-5/16" long.	234 to —	1
1537 S	Hammer strap, 5/16 x 1-1/2" half oval, 11-3/4" long.	234 to —	2 oz.
W 49A	Pin for doubletrees, 3/8" Dia., 2-3/4" long, W. B. head (2 used)	234 to —	
W 50A	Singletree complete (2 used)	234 to 423	
W 63	Neckyoke, complete. Order 201617.	234 to —	
W 172A	Doubletree.	234 to —	
201617	Pole.	234 to —	
201619	Neckyoke, complete.	441 to —	
	Ferrule and ring for neckyoke.	441 to —	

TRACTOR HITCH
MODEL 10 AND NO. 10A



Model 10 Lots 234 to 308

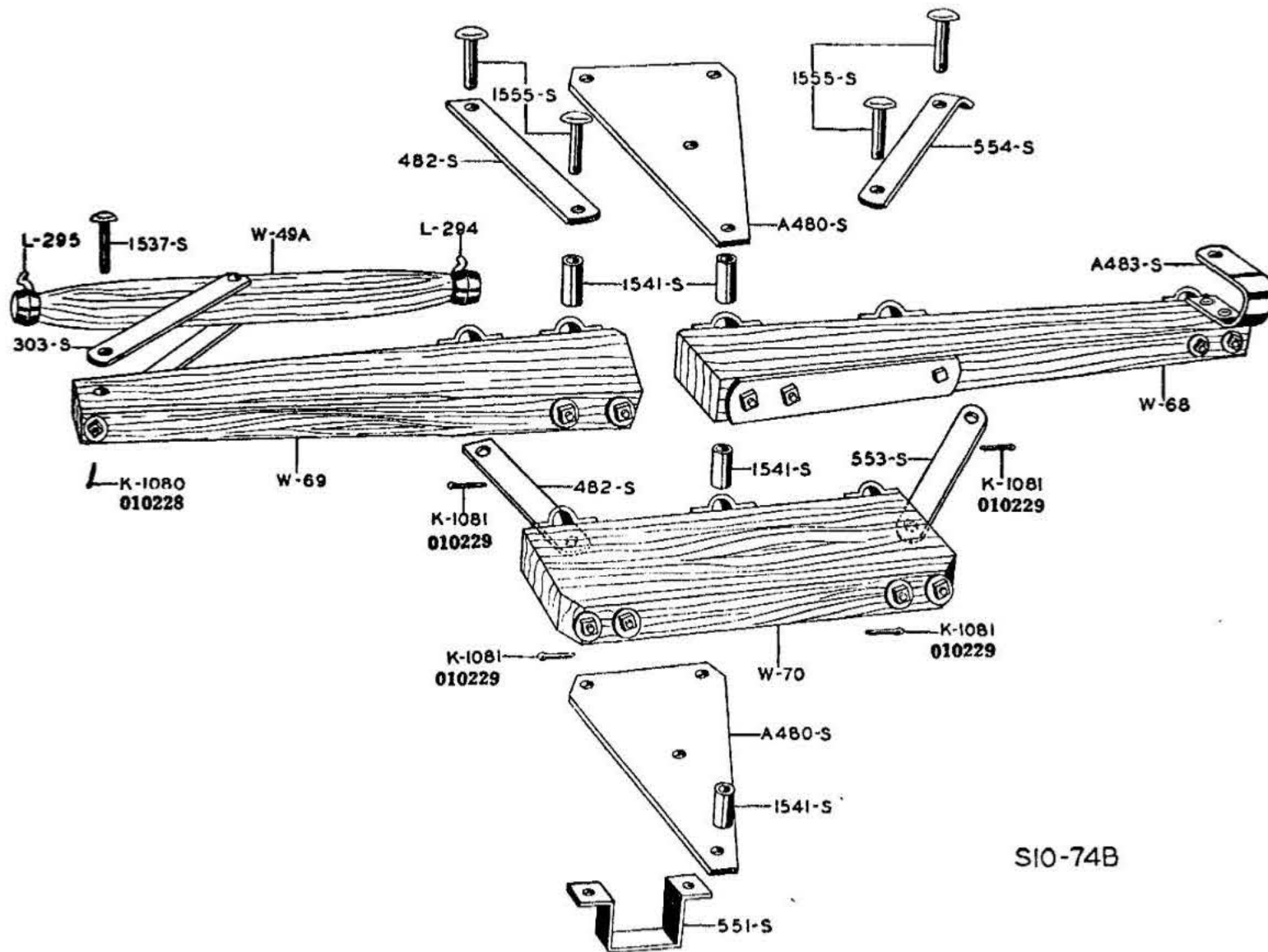


No. 10A Lots 311 to —

Part No.	Description	Lot No. All Incl.	Wt. Lbs.
550 P	Hitch pin, 3/4" Rd., 6-3/4" long. Order 550 P1	349 to 376	1
550 P1	Hitch pin, 3/4" Rd., 7-1/8" long	383 to —	
2629 P	Spring clip for hitch pin	349 to —	1 oz.
1497-1/2 S	Hitch irons, complete, Order 1525 SA.	234 to 308	8-3/4
	Bolt, carriage, 1/2 x 4"		
	Bolt, machine, 1/2 x 4-1/4"		
1525 SA	Hitch iron complete.	311 to —	8-3/4
	Bolt, machine, 1/2 x 4-1/2" with lock washer (2 used).		
W 164A	Stub tongue.	234 to 308	
W 185A	Stub tongue.	311 to —	

THREE HORSE HITCH

MODEL 10 AND NO. 10A

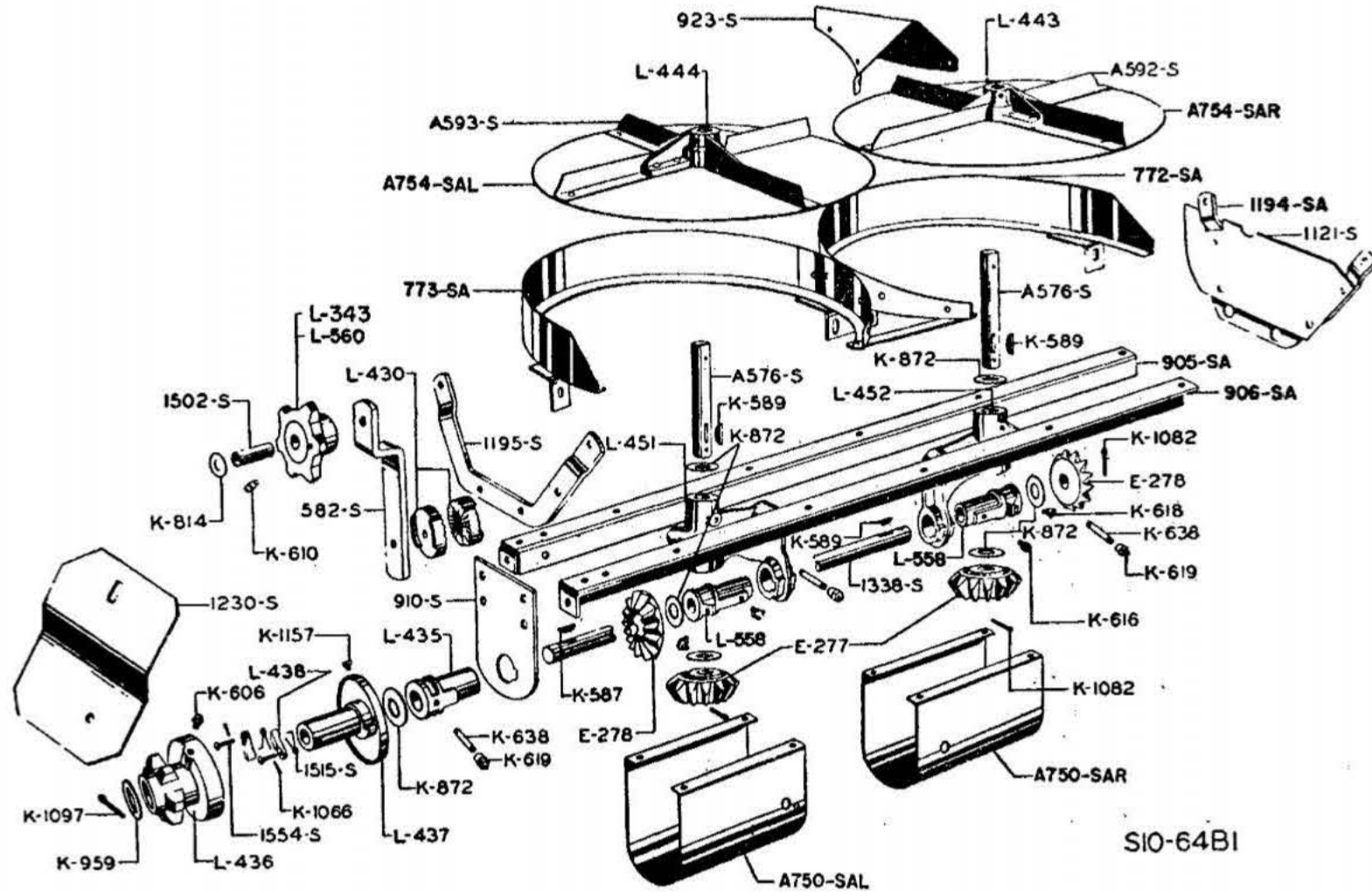


S10-74B

Part No.	Description	Lot No. All Incl.	Wt. Lbs.
K 1080	Spring cotter, 3/16" Dia., 3/4" long. Order 010228.	234 to 423	1 oz.
K 1081	Spring cotter, 3/16" Dia., 1" long. Order 010229.	234 to 423	1 oz.
010228	Cotter pin, 3/16 x 3/4"	441 to —	
010229	Cotter pin, 3/16 x 1" (4 used)	441 to —	
L 294	Singletree hook, right.	234 to —	1/2
L 295	Singletree hook, left.	234 to —	1/2
303 S	Singletree strap, 3/16 x 1-1/4" flat, 9" long (2 used).	231 to —	1/2
A480 S	Rivet, oval head, 3/8 x 2-1/2"		
	Center plate (2 used)	234 to —	5-1/4
	Bolt, machine, 5/8 x 3" (2 used)		
	Bolt, machine, 5/8 x 6" (2 used)		
482 S	Three horse bar strap, left, 1/4 x 1-1/2" flat, 10" long (2 used)	234 to —	1-1/4
A483 S	Clevis, 5/16 x 2-1/4" flat, 12" long.	234 to —	2-1/2
	Bolt, carriage, 3/8 x 2-1/2" (2 used)		
551 S	Pole strap, 3/16 x 1-3/4" flat, 12-3/4" long.	234 to —	1-1/4
553 S	Three horse bar strap, right, 1/4 x 1-1/2" flat, 10-1/2" long.	234 to —	1-1/4
554 S	Three horse bar slide strap, right, 1/4 x 1-1/2" flat, 12" long.	234 to —	1-1/4
1537 S	Pin, 3/8" Dia., 2-3/4" long, W. B. head.	234 to —	2 oz.
1541 S	Bushing, 27/32 (.840)" O. D., 1-7/8" long (4 used).	234 to —	2 oz.
1555 S	Pin, 5/8" Dia., 3" long, oval head (4 used)	234 to —	1/4
W 49A	Singletree complete.	234 to —	
W 68	Three horse bar, no irons, right, 29" long.	234 to —	
W 69	Three horse bar, no irons, left, 31-1/2" long.	234 to —	
W 70	Equalizer bar, 20" long.	234 to —	

LIME ATTACHMENT DISC ASSEMBLY

MODEL 10 AND NO. 10A



Part No.	Description	Lot No. All Incl.	Wt. Lbs.
E 120	Bearing, 1" bore, Order L 558.....	234 to 302	1-1/2
E 277	13 tooth bevel gear, 1" bore. (2 used).....	234 to —	1-1/4
E 278	14 tooth bevel gear, 1" bore. (2 used).....	234 to —	1-1/2
K 587	No. 26 Woodruff key, 3/16" thick, 1-3/4" long.....	234 to —	1 oz.
K 589	No. 13 Woodruff key, 3/16" thick, 1" long (4 used).....	234 to —	1 oz.
K 606	Grease fitting, 1/8" pipe thread, straight, Order K 621.....	234 to —	1 oz.
K 610	Grease fitting, 5/16" drive type.....	234 to —	1 oz.
K 616	Grease fitting, 1/8" pipe thread, 67-1/2 degree elbow, (2 used), Order K 623.....	234 to —	1 oz.
K 618	Grease fitting, 1/8" pipe thread, 90 degree elbow, (2 used), Order K 624.....	234 to —	1 oz.
K 619	Grease fitting, 1/8" female pipe thread, straight, (2 used), Order K 625.....	234 to —	1 oz.
K 621	Grease fitting, 1/8" pipe thread, straight.....	234 to —	1 oz.
K 623	Grease fitting, 1/8" pipe thread, 67-1/2 degree elbow.....	234 to —	1 oz.
K 624	Grease fitting, 1/8" pipe thread, 90 degree elbow.....	234 to —	1 oz.
K 625	Grease fitting, 1/8" female pipe thread, straight (2 used).....	234 to —	1 oz.
K 638	Pipe nipple, 1/8" L. D., 1-1/2" long (3 used).....	234 to —	1 oz.
K 814	Washer, 1" O. D., 7/16" I. D., 16 gauge. Order K 2880.....	234 to 276	1 oz.
K 872	Washer, 1-3/4" O. D., 1-1/32" I. D., 16 gauge (7 used).....	234 to —	1 oz.
K 959	Washer, 2-1/2" O. D., 1-11/16" I. D., 16 gauge.....	234 to —	1 oz.
K 1066	Spring cotter, 3/32" Dia., 1/2" long (2 used). Order 010209.....	234 to 423	1 oz.
K 1082	Spring cotter, 3/16" Dia., 1-1/4" long (3 used). Order 010230.....	234 to 423	1 oz.
K 1097	Spring cotter, 1/4" Dia., 2-1/4" long. Order 010246.....	234 to 423	1 oz.
K 1157	Set screw, 3/8" Dia., 5/8" long, cross drilled.....	234 to —	1 oz.
K 2880	Washer, 1" O. D., x 7/16" I. D., x 1/16" thick.....	383 to —	
010209	Cotter pin, 3/32 x 1/2".....	441 to —	
010230	Cotter pin, 3/16 x 1".....	441 to —	
010246	Cotter pin, 1/4 x 2-1/4".....	441 to —	
L 343	6 tooth idler sprocket.....	234 to 302	1
AL 343	Bolt, machine, 3/8 x 2-1/2" with lock washer.....	231 to 302	1-1/4
L 430	6 tooth idler sprocket with bolt and bushing Order AL 571A.....	234 to —	1/2
L 435	Tightener ratchet (2 used).....	234 to —	1
L 436	Bearing, 1" bore.....	234 to —	3
AL 436	6 tooth ratchet sprocket.....	234 to —	6-1/4
L 437	Six tooth ratchet sprocket with ratchet clutch, pawl and spring.....	234 to —	3-1/4
L 438	Ratchet clutch, with pawls and springs, 1" bore.....	234 to —	2 oz.
L 443	Clutch pawl.....	234 to —	3-1/2
	Disc spider, right.....	234 to —	
	Bolt, machine, 5/16 x 2-1/4" with lock washer.....		
	Rivet, wagon box head, 1/4 x 7/8" (8 used).....		

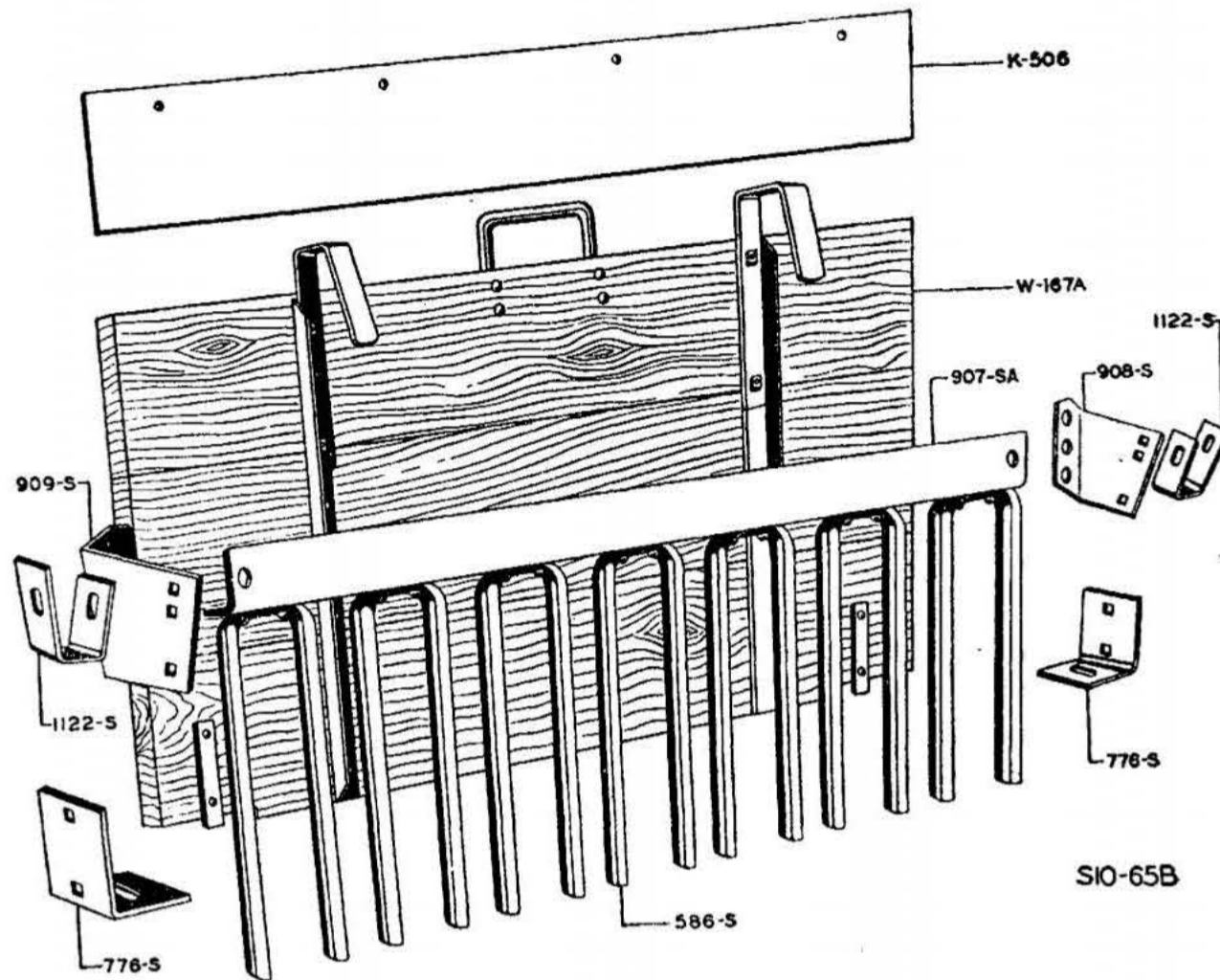
LIME ATTACHMENT DISC ASSEMBLY (Con't)

MODEL 10 AND NO. 10A

Part No.	Description	Lot No. All Incl.	Wt. Lbs.
L 444	Disc spider, left..... Bolt, machine, 5/16 x 2-1/4" with lock washer..... Rivet, wagon box head, 1/4 x 7/8" (8 used).....	234 to —	3-1/2
L 451	Double bearing, left..... Bolt, machine, 3/8 x 2-3/4" with lock washer (3 used).....	234 to —	4-3/4
L 452	Double bearing, right..... Bolt, machine, 3/8 x 2-3/4" with lock washer (3 used).....	234 to —	4-3/4
L 558	Bearing, 1" bore.....	305 to —	1-1/2
L 560	6 tooth tightener sprocket. Order L 343..... Bolt, machine, 3/8 x 2-1/2" with lock washer.....	305 to —	1
AL 560	Six tooth tightener sprocket with bolt and bushing.....	305 to —	1-1/4
AL 571 A	6 tooth tightener sprocket with bolt and bushing.....		1-1/4
A576 S	Vertical shaft, 1" Rd., 6-5/8" long.....	234 to —	1-1/2
582 S	Chain tightener arm, 5/16 x 1-1/2" flat, 7-3/4" long..... Bolt, machine, 3/8 x 2-1/4" with lock washer.....	234 to —	1
AA 582 S1	Chain tightener complete with sprocket.....	234 to —	2-1/2
A592 S	Disc wing, right (4 used)..... Rivet, wagon box head, 1/4 x 3/8"..... Rivet, wagon box head, 1/4 x 7/8" (2 used).....	234 to —	1
A593 S	Disc wing, left (4 used)..... Rivet, wagon box head, 1/4 x 3/8"..... Rivet, wagon box head, 1/4 x 7/8" (2 used).....	234 to —	1
A750 SAR	Bearing shield, right, 9-1/2 x 16-3/8" long, 18 gauge..... Bolt, machine, 1/4 x 1/2" with lock washer (4 used).....	234 to —	3
A750 SAL	Bearing shield, left, 9-1/2 x 16-3/8" long, 18 gauge..... Bolt, machine, 1/4 x 1/2" with lock washer (4 used).....	234 to —	3
A754 SAR	Disc complete, right..... Bolt, machine, 5/16 x 2-1/4" with lock washer.....	234 to —	11
A754 SAL	Disc complete, left..... Bolt, machine, 5/16 x 2-1/4" with lock washer.....	234 to —	11
772 SA	Disc guard complete, right..... Bolt, machine, 5/16 x 3/4" with lock washer (2 used).....	234 to —	4
773 SA	Disc guard complete, left..... Bolt, machine, 5/16 x 3/4" with lock washer (2 used).....	234 to —	4
905 SA	Front main angle with clip, 1-3/8 x 1-3/8 x 5/32" angle, 42-7/8" long.....	234 to —	5
906 SA	Rear main angle with clip, 1-3/8 x 1-3/8 x 5/32" angle, 42-7/8" long.....	234 to —	5
910 S	Bearing plate, 1/4 x 4-1/2" flat, 9-5/8" long..... Bolt, machine, 3/8 x 1" with lock washer (4 used).....	234 to —	3
923 S	Divider..... Bolt, oven head, 1/4 x 1/2" with lock washer (4 used)..... Bolt, oven head, 1/4 x 3/4" with lock washer.....	234 to —	3/4
1121 S	Shield on right hanger..... Rivet, wagon box head, 1/4 x 5/8" (4 used).....	234 to —	1-1/2
1194 SA	Main hanger complete, right, 5/16 x 1-1/2" flat, 25" long..... Bolt, machine, 3/8 x 7/8" with lock washer (2 used)..... Bolt, carriage, 3/8 x 1-3/4".....	234 to —	4-3/4
1195 S	Bolt, carriage, 1/2 x 1/4" with lock washer..... Main hanger, left, 5/16 x 1-1/2" flat, 20-1/2" long..... Bolt, carriage, 3/8 x 1-3/4"..... Bolt, carriage, 1/2 x 1-1/4" with lock washer.....	234 to —	2-3/4
1230 S	Clutch shield, 7-9/16 x 10-13/16", 18 gauge.....	234 to —	1-1/2
1338 S	Shaft, 1" Rd., 34-11/16" long.....	234 to —	7-3/4
1502 S	Bushing, 19/32" O. D., 1-9/16" long.....	234 to —	2 oz.
1515 S	Torsion spring for pawl (2 used).....	234 to —	1 oz.
1554 S	Pin for pawl, 1/4" Dia., 1" long, W. B. head (2 used).....	234 to —	1 oz.

LIME ATTACHMENT END BOARD AND TINE RAKE

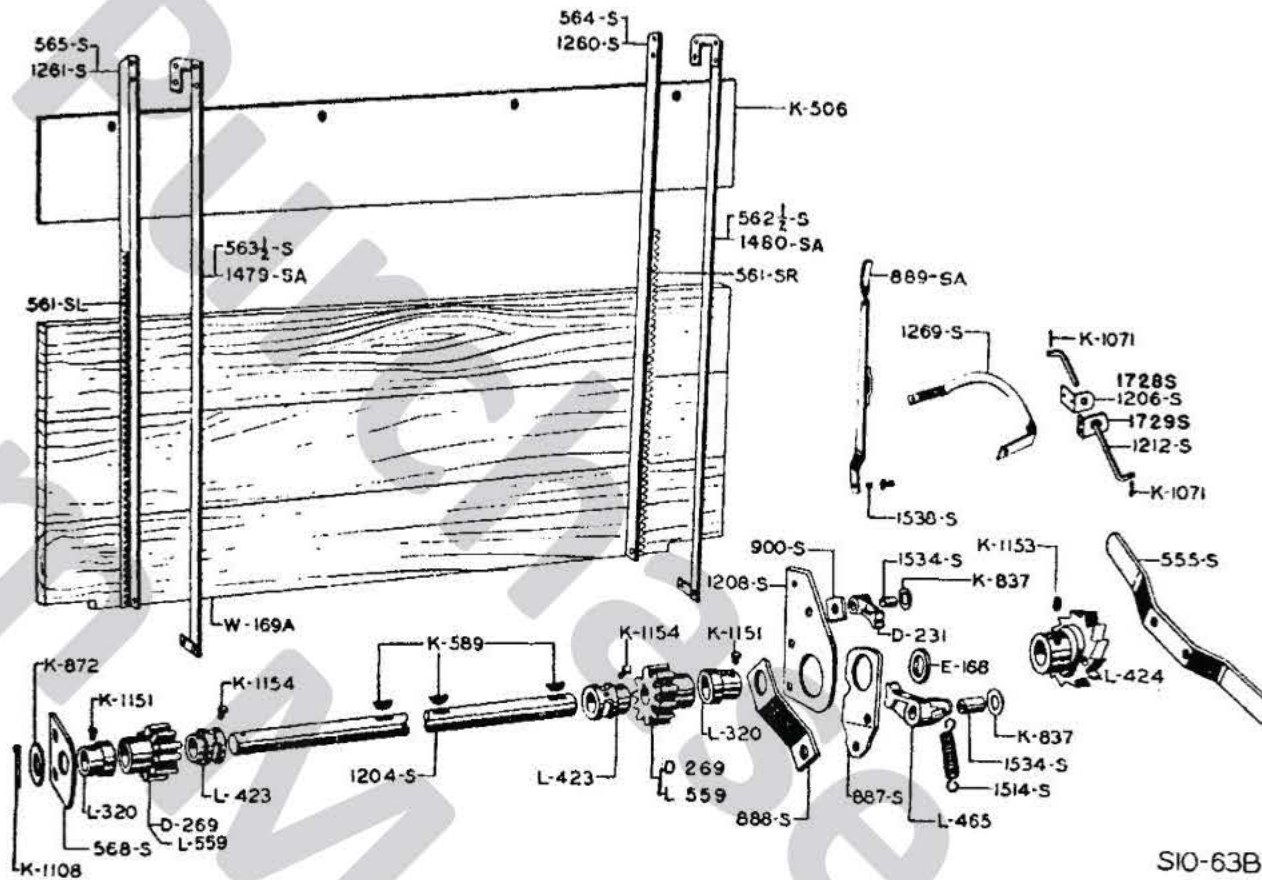
MODEL 10 AND NO. 10A



Part No.	Description	Lot No. All Incl.	Wt. Lbs.
K 506	Retainer on front endgate, 6 x 37" long.....	234 to —	4
586 S	Bolt, carriage, 1/4 x 1-1/4" (4 used).....	234 to —	1-3/4
776 S	Rake tines, 5/16 x 1-1/4" half oval, 23-1/2" long (7 used).....	234 to —	1/2
907 SA	Rivet, oval head, 5/16 x 7/8" (2 used).....	234 to —	19-1/2
908 S	Tine support, 3 x 2 x 3/16" angle, 2-1/2" long (2 used).....	234 to —	1
909 S	Bolt, carriage, 5/16 x 1-1/2" (2 used).....	234 to —	1
1122 S	Tine rake complete.....	234 to —	1/4
W 167A	Rake support bracket, right.....	234 to —	15
	Bolt, carriage, 5/16 x 1-1/2".....		
	Bolt, machine, 1/2 x 1" with lock washer.....		
	Rake support bracket, left.....		
	Bolt, carriage, 5/16 x 1/2".....		
	Bolt, machine, 1/2 x 1" with lock washer.....		
	Bracket extension, 3/16 x 1-1/4" flat, 4-5/8" long (2 used).....		
	Bolt, machine, 5/16 x 3/4" with lock washer.....		
	Bolt, carriage, 5/16 x 1" with lock washer.....		
	Endboard complete.....		

ENDGATE ATTACHMENT TAIL BOARD

MODEL 10 AND NO. 10A



SIO-63B I

Part No.	Description	Lot No. All Incl.	Wt. Lbs.
D 231	Retention pawl.	234 to —	1/2
D 269	Bolt, machine, 1/2 x 2-1/4" with lock washer.	234 to 302	1-3/4
E 168	10 tooth spur. Order L559 (2 used).	234 to 324	2 oz.
K 506	Spacer washer.	234 to —	4
K 589	Retainer on front endgate, 6 x 37" long.	234 to —	1 oz.
K 837	Bolt, carriage, 1/4 x 1-1/4" (4 used).	234 to 376	1 oz.
K 872	No. 13 Woodruff key, 3/16" thick, 1" long (3 used).	234 to —	1 oz.
K 1071	Washer, 1-3/8" O. D., 9/16" I. D., 16 gauge (2 used). Order K 2881	234 to 423	1 oz.
K 1108	Washer, 1-3/4" O. D., 1-1/32" I. D., 16 gauge.	234 to 423	1 oz.
K 1151	Spring cotter, 1/8" Dia., 3/4" long (2 used). Order 010214.	234 to —	1 oz.
K 1153	Spring cotter, 5/16" Dia., 1-1/2" long. Order 010256.	234 to —	1 oz.
K 1154	Set screw, 5/16" Dia., 5/16" long (2 used).	234 to —	1 oz.
K 1263	Set screw, 3/8" Dia., 3/8" long, hollow head.	234 to —	1 oz.
K 2881	Set screw, 3/8" Dia., 1/2" long (2 used).	234 to —	1 oz.
010214	Hollow head set screw wrench, 3/8" (Not illustrated).	234 to —	2 oz.
010256	Washer, 9/16 I. D. x 1-3/8 O. D. x 1/16" thick.	383 to —	
L 320	Cotter pin, 1/8 x 3/4"	441 to —	
L 423	Cotter pin, 5/16 x 1-1/2"	441 to —	
L 424	Set collar, 1" bore (2 used).	234 to 324	3/4
L 465	Spacer collar, 1" bore (2 used).	234 to —	1/2
L 559	Ratchet.	234 to —	3-1/4
555 S	Ratchet pawl.	234 to —	1/2
561 SR	Bolt, machine, 1/2 x 2-1/4" with lock washer.	305 to —	1-3/4
561 SL	Ten tooth spur gear (2 used).	234 to —	2
562-1/2 S	Handle for ratchet, 1/4 x 1-1/2" flat, 17-1/2" long.	234 to —	3-1/4
563-1/2 S	Rivet, oval head, 3/8 x 1-1/4" (2 used).	234 to —	3-1/4
564 S	Gear tooth angle, right, 1 x 1 x 1/4" angle, 25-25/32" long.	234 to 265	5
565 S	Gear tooth angle, left, 1 x 1 x 1/4" angle, 25-25/32" long.	234 to 265	5
568 S	Rear guide angle, right, 1-1/4 x 1-1/4 x 5/32" angle, 40-5/8" long.	234 to —	1
887 S	Bolt, machine, 5/16 x 1" with lock washer (2 used).	234 to —	
888 S	Bolt, machine, 3/8 x 7/8" with lock washer (2 used).	234 to 265	5
889 SA	Rear guide angle, left, 1-1/4 x 1-1/4 x 5/32" angle, 40-5/8" long.	234 to 265	5
	Bolt, machine, 5/16 x 1" with lock washer (2 used).	234 to 265	5
	Bolt, machine, 3/8 x 7/8" with lock washer (2 used).	234 to 265	5
	Front guide angle, right, 1-3/8 x 1-3/8 x 5/32" angle, 40-5/8" long.	234 to 265	5
	Front guide angle, left, 1-3/8 x 1-3/8 x 5/32" angle, 40-5/8" long.	234 to —	1
	Bearing plate, left, 3/16 x 4" flat, 4" long.	234 to —	1-1/4
	Bolt, carriage, 3/8 x 7/8" with lock washer (2 used).	234 to —	1/2
	Ratchet arm, 3/16 x 2-3/4" flat, 7-7/8" long.	234 to —	1-3/4
	Brace for ratchet arm, 3/16 x 1-1/2" flat, 5-1/2" long.	234 to —	
	Front control lever, 3/16 x 1-1/4" flat, 23-5/8" long.	234 to —	
	Bolt, machine, 1/4 x 3/4" with lock washer.		
	Bolt, machine, 3/8 x 1-1/2" with lock washer.		

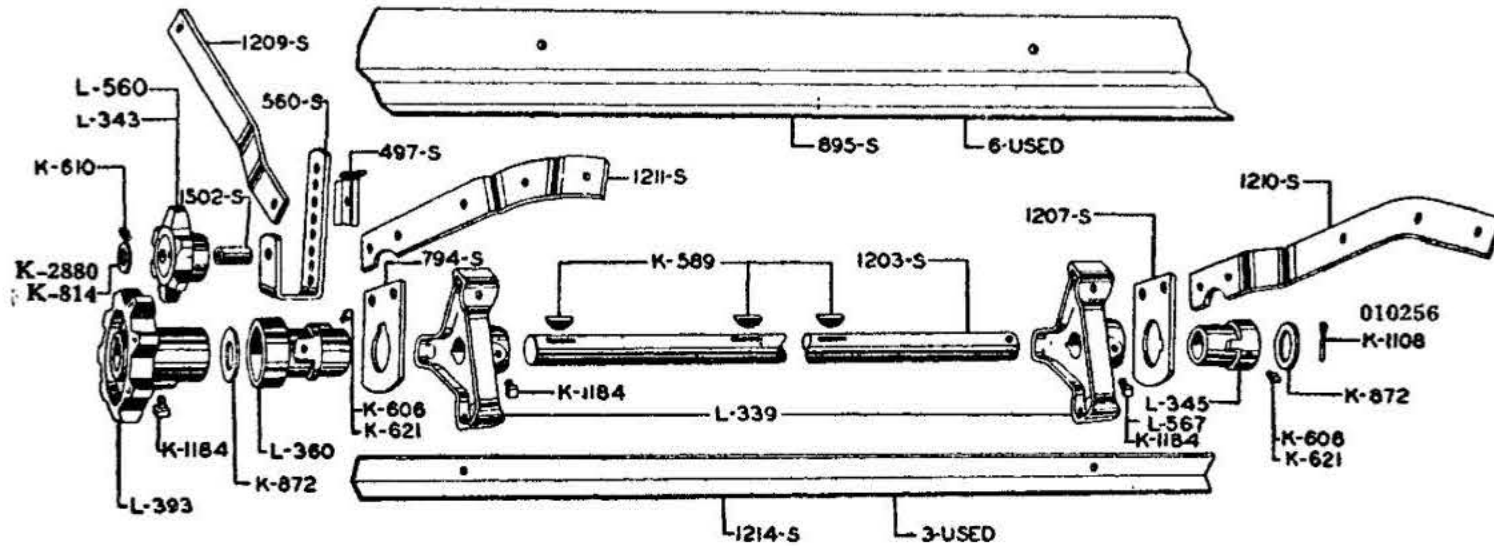
ENDGATE ATTACHMENT TAIL BOARD—Continued

MODEL 10 AND NO. 10A

Part No.	Description	Lot No. All Incl.	Wt. Lbs.
900 S	Spacer for pawl, 1/4 x 1-1/4" flat, 1-1/4" long.....	234 to —	2 oz.
1204 S	Raising shaft, 1" Rd., 45-1/8" long.....	234 to —	10
1206 S	Support for connecting rod.....	234 to 342	1/4
	Bolt, carriage, 1/4 x 1-1/4".....		
1208 S	Bearing plate, right, 3/16 x 4" flat, 6-5/8" long.....	234 to —	1-1/2
	Bolt, oven head, 5/16 x 7/8" with lock washer.....		
	Bolt, carriage, 3/8 x 7/8" with lock washer.....		
1212 S	Connecting rod, 3/8" Rd., 110" long.....	234 to —	3-1/2
1260 S	Front guide angle, right, 1-3/8 x 1-3/8 x 5/32" angle, 42-1/2" long.....	268 to —	5
1261 S	Front guide angle, left, 1-3/8 x 1-3/8 x 5/32" angle, 42-1/2" long.....	268 to —	5
1269 S	Guide for front control lever, 1/8 x 1" flat, 22" long.....	234 to —	3/4
1479 SA	Rear guide strip, left, 1/4 x 1-1/4" flat, 42-1/2" long.....	268 to —	4
	Bolt, machine, 5/16 x 1" with lock washer (2 used).....		
	Bolt, machine, 3/8 x 7/8" with lock washer.....		
1480_SA	Rear guide strap, right, 1/4 x 1-1/4" flat, 42-1/2" long.....	268 to —	4
	Bolt, machine, 5/16 x 1" with lock washer (2 used).....		
	Bolt, machine, 3/8 x 7/8" with lock washer.....		
1514 S	Extension spring, 5/8" O. D., 2-1/4" long, overall 3-1/2", 41 coils.....	234 to —	1 oz.
1534 S	Bushing, 11/16" O. D., 1-1/16" long.....	234 to —	1 oz.
1538 S	Bushing, 9/16" O. D., 1/4" long.....	234 to —	1 oz.
1728 S	Front support for connecting rod, 1/8 x 3-1/4" flat, 4-5/16" long.....	349 to —	1/4
1729 S	Rear support for connecting rod, 1/8 x 3-1/4" flat, 4-3/8" long.....	349 to —	1/4
W 169A	Endgate complete.....	234 to —	29

ENDGATE ATTACHMENT BEATER

MODEL 10 AND NO. 10A

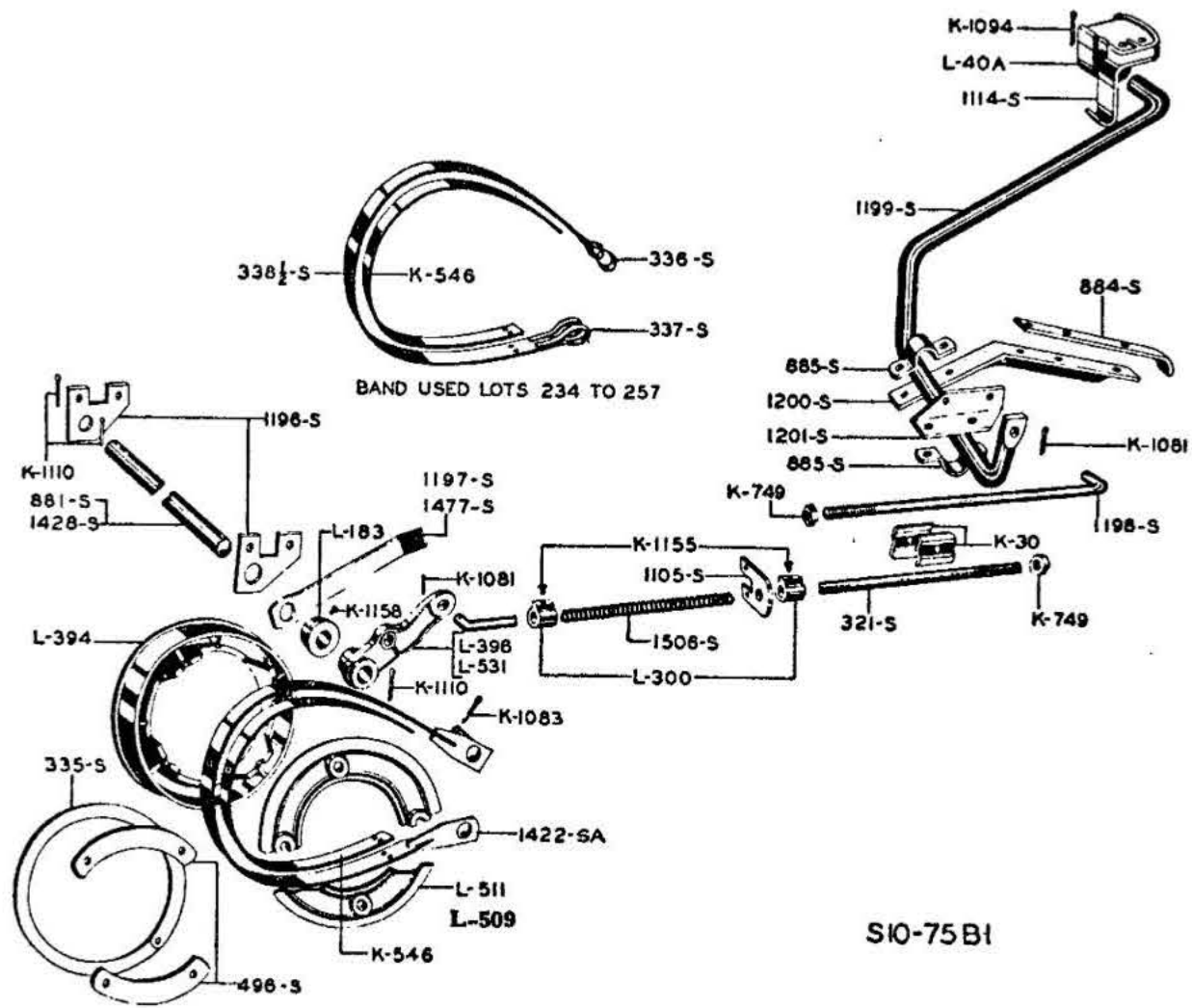


S10-6281

Part No.	Description	Lot No. All Incl.	Wt. Lbs.
K 589	No. 13 Woodruff key, 3/16" thick, 1" long (3 used)	234 to —	1 oz.
K 606	Grease fitting, 1/8" pipe thread, straight, (2 used), Order K 621	234 to —	1 oz.
K 610	Grease fitting, 5/16" drive type	234 to —	1 oz.
K 621	Grease fitting, 1/8" pipe thread, straight. (2 used)	234 to —	1 oz.
K 814	Washer, 1" O. D., 7/16" I. D., 16 gauge. Order K 2880	234 to 376	1 oz.
K 872	Washer, 1-3/4" O. D., 1-1/32" I. D., 16 gauge (2 used)	234 to —	1 oz.
K 1108	Spring cotter, 5/16" Dia., 1-1/2" long. Order 010256	234 to 423	1 oz.
K 1184	Set screw, 1/2" Dia., 3/4" long (3 used)	234 to —	1 oz.
K 2880	Washer, 1" O. D., x 7/16" I. D. x 1/16" thick	383 to —	
010256	Cotter pin, 5/16 x 1-1/2"	441 to —	
L 339	Beater heads, 1" bore. (2 used)	234 to 308	2-3/4
L 343	6 tooth idler sprocket	234 to 302	1
AL 343	6 tooth idler sprocket with bolt and bushing. Order AL 571A	234 to 302	1-1/4
L 345	Bearing, right, Order L 567	234 to 324	3/4
L 360	Bearing, left	234 to —	1
L 393	8 tooth sprocket, 1" bore	234 to —	2-1/4
L 560	6 tooth tightener sprocket. Order L 343	305 to —	1
AL 560	Bolt, machine, 3/8 x 2-1/2" with lock washer		
L 567	6 tooth tightener sprocket with bolt and bushing. Order AL 571 A	305 to —	1-1/4
AL 571 A	Bearing, right, 1" bore	330 to —	3/4
497 S	6 tooth tightener sprocket with bolt and bushing		
560 S	Lock for chain tightener arm	234 to —	2 oz.
AA560 S	Bolt, machine, 3/8 x 1-1/4" with lock washer		
794 S	Chain tightener arm, 5/16 x 1-1/4" flat, 9-1/2" long	234 to —	1
	Bolt, machine, 3/8 x 1-1/4" with lock washer		
	Chain tightener complete with sprocket	234 to —	2-1/4
	Bearing plate, left, 3/16 x 3" flat, 3-7/8" long	234 to —	3/4
	Bolt, carriage, 3/8 x 7/8" with lock washer		
	Bolt, carriage, 3/8 x 1-1/4" with lock washer		
895 S	Main cylinder filler sheets, 6 x 37" long, 14 gauge (6 used)	234 to —	5-1/4
	Bolt, machine, 3/8 x 1" with lock washer (2 used)		
1203 S	Shaft, 1" Rd., 44-3/8" long	234 to —	10
1207 S	Bearing plate, right, 3/16 x 3" flat, 3-7/8" long	234 to —	3/4
	Bolt, carriage, 3/8 x 7/8" with lock washer (2 used)		
1209 S	Bearing brace, 1/4 x 1-1/4" flat, 8-1/2" long	234 to —	3/4
	Bolt, carriage, 1/2 x 1-1/4" with lock washer		
1210 S	Bearing support, right, 5/16 x 1-3/4" flat, 20-1/2" long	234 to —	3-1/4
	Bolt, carriage, 3/8 x 1-3/4" (2 used)		
1211 S	Bearing support, left, 5/16 x 1-3/4" flat, 20-1/2" long	234 to —	3-1/4
	Bolt, carriage, 3/8 x 1-3/4" (2 used)		
1214 S	Beater bar, 1-1/4 x 1-1/4 x 1/8" angle, 37-1/4" long (3 used)	234 to —	3
	Bolt, machine, 3/8 x 1" with lock washer (2 used)		
1502 S	Bushing, 19/32" O. D., 1-9/16" long	234 to —	2 oz.

BRAKE

MODEL 10 AND NO. 10A




Part No.	Description	Lot No. All Incl.	Wt. Lbs.
K 30	Rod clamp with bolt (2 used)	234 to —	1/2
K 546	Bolts, machine, 3/8 x 1-1/2" with lock washer	234 to —	1
K 749	Hexagon nut, 9/16". Tapped 1/32" large	234 to —	1 oz.
K 1081	Spring cotter, 3/16" Dia., 1" long (2 used). Order 010229	234 to 423	1 oz.
K 1083	Spring cotter, 3/16" Dia., 1-1/2" long. Order 010231	234 to 423	1 oz.
K 1094	Spring cotter, 1/4" Dia., 1-1/2" long. Order 010243	234 to 423	1 oz.
K 1110	Spring cotter, 5/16" Dia., 2-1/4" long (3 used). Order 010258	234 to 423	1 oz.
K 1155	Set screw, 3/8" Dia., 5/8" long. (2 used)	234 to —	1 oz.
K 1158	Set screw, 3/8" Dia., 3/4" long	234 to —	1 oz.
010229	Cotter pin, 3/16 x 1"	441 to —	
010231	Cotter pin, 3/16 x 1-1/2"	441 to —	
010243	Cotter pin, 1/4 x 1-1/2"	441 to —	
010258	Cotter pin, 5/16 x 2-1/4"	441 to —	
L 40A	Pedal casting	234 to —	2-1/4
L 183	Cross shaft collar	234 to —	3/4
L 300	Single set collar. (2 used)	234 to —	1/4
L 394	Brake drum	234 to —	12-1/2
L 396	Brake arm	234 to 264	2-3/4
L 509	Spacer (rubber tired machine only, Order L 511)	234 to 242	6-1/4
L 511	Spacer ring (rubber tired machine only)	243 to —	6-1/4
L 531	Bolt, carriage, 1/2 x 3-3/4" with hexagon nut and lock washer (4 used)	265 to —	2-3/4
321 S	Long brake rod, with nut, 9/16" Rd., 82" long	234 to —	5-3/4
335 SA	Spacer ring (steel wheel machine only)	234 to —	1-1/4
336 S	Large brake band clip, 1/8 x 5/8" flat, 13-1/8" long	234 to 264	1/4
337 S	Small brake band clip, 1/8 x 5/8" flat, 8-1/2" long	234 to 264	1/4
338-1/2 S	Brake band with lining	234 to 257	3-1/2
496 S	Brake clamp (steel wheel machine only)	234 to —	1-1/4
881 S	Bolt, machine, 1/2 x 3-1/2" with lock washer	234 to 264	13-1/4
884 S	Cross shaft, 1-1/8" Rd., 47-1/2" long	234 to —	1-1/4
885 S	Inside pedal shaft plate, 1/4 x 1-1/2" flat, 10-9/16" long	234 to —	1-1/4
	Bolt, machine, 5/16 x 1-3/4" with lock washer (3 used)	234 to —	
	Pedal shaft bearing cap, 1/4 x 1-1/2" flat, 5-1/4" long. (2 used)	234 to —	1/2
	Bolt, machine, 5/16 x 3/4" with lock washer	234 to —	

BRAKE—Continued
MODEL 10 AND NO. 10A

Part No.	Description	Lot No. All Incl.	Wt. Lbs.
1105 S	Rod support, 3/16 x 3" flat, 4" long.....	234 to —	3/4
	Bolt, machine, 5/16 x 7/8" with lock washer (2 used).....		
1114 S	Safety latch, 1/4 x 1-1/4" flat, 6-1/2" long.....	234 to —	1/2
	Rivet, oval head, 5/16 x 1" (2 used).....		
1196 S	Cross shaft bearing plate, 1/4 x 4" flat, 5-1/2" long. (2 used).....	234 to —	1-1/2
	Bolt, machine, 3/8 x 1" with lock washer.....		
1197 S	Cross shaft brace, 5/16 x 1-1/2" flat, 15" long.....	234 to 264	2
	Bolt, machine, 3/8 x 1" with lock washer.....		
1198 S	Short brake rod with nut, 9/16" Rd., 22-3/8" long.....	234 to —	1-1/2
1199 S	Pedal shaft, 1" Rd., 41-1/2" long.....	234 to —	9-1/4
★ 1200 S	Inside pedal shaft bracket, 1-1/2 x 1-1/4 x 5/32" angle, 17-1/4" long.....	234 to —	2-1/4
★ 1201 S	Outside pedal shaft bracket, 2 x 1-1/2 x 3/16" angle, 5-1/2" long.....	234 to —	1
1422 SA	Brake band with lining.....	265 to —	3-1/2
1428 S	Cross shaft, 1-1/8" Rd., 47" long.....	265 to —	13-1/4
1477 S	Cross shaft brace, 5/16 x 1-1/2" flat, 15" long.....	265 to —	2
	Bolt, machine, 3/8 x 1" with lock washer.....		
1506 S	Compression spring, 7/8" O. D., 10" long, 32-1/2 coils.....	234 to —	1/2

★ Not available.

MODEL 11



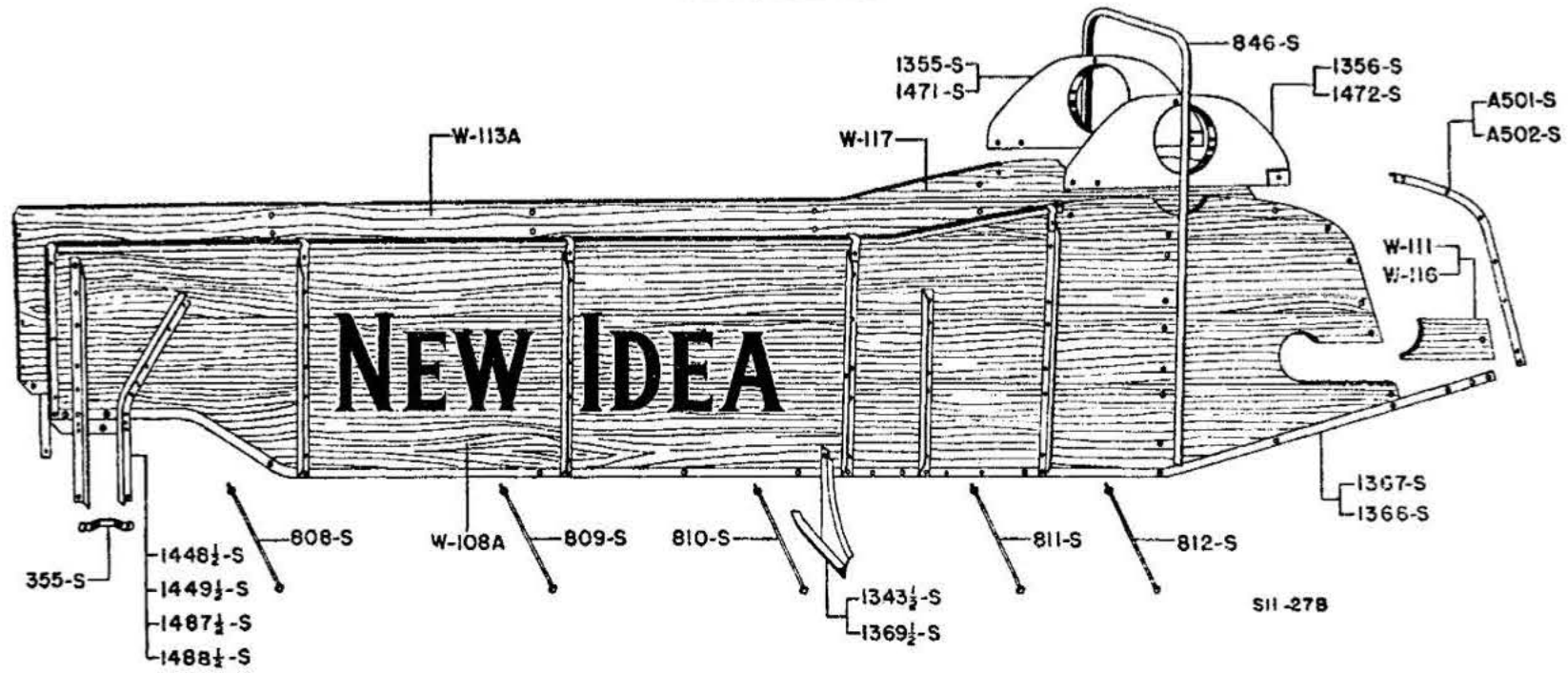
NEW IDEA Model 11, built 1941 to 1942 Lots 258 to 272

INDEX OF MODEL 11 UNITS

Description	Page No.
Bottom.....	37
Brake.....	57
Distributor.....	44
Endgate Attachment Beater.....	56
Endgate Attachment Tail Board.....	54
Endgate and Footboard	38
Feed Mechanism.....	46
Feed Shaft and Conveyor.....	45
Front Axle.....	40
Lime Attachment Disc Assembly.....	51
Lime Attachment End Board and Tine Rake.....	53
Main Cylinder.....	42
Main Drive.....	48
Pole and Hitch.....	49
Rear Axle.....	39
Sides and Arch.....	36
Three Horse Hitch.....	50
Tractor Hitch.....	49
Upper Cylinder.....	43

SIDES AND ARCH

MODEL 11

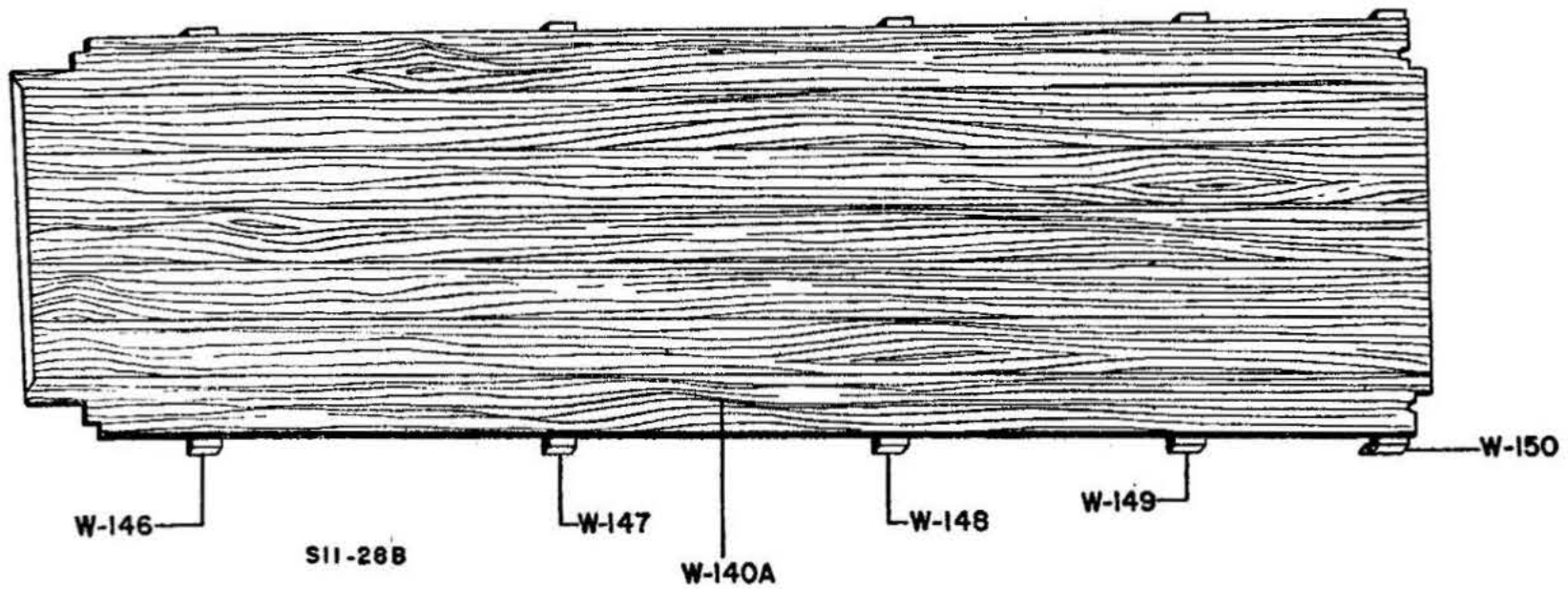


Part No.	Description	Lot No. All Incl.	Wt. Lbs.
355 S	Pivot axle guide tie strap, 1-1/4 x 1/2 x 1/8" channel, 6-1/4" long (2 used)...	258 to 272	1-1/4
A501 S	Bolt, machine, 3/8 x 7/8" with lock washer (2 used)..... Rear end angle on side, right, 1-1/4 x 1-1/4 x 1/8" angle, 25-1/4" long..	258 to 272	2-1/4
A502 S	Bolt, carriage, 1/4 x 1-1/4" (4 used)..... Bolt, carriage, 5/16 x 1-1/2" (2 used)..... Bolt, carriage, 3/8 x 1-1/2".....	258 to 272	2-1/4
808 S	Rear end angle on side, left, 1-1/4 x 1-1/4 x 1/8" angle, 25-1/4" long	258 to 272	1-1/4
809 S	Front bottom tie rod, 3/8" Rd., 40-1/8" long.....	258 to 272	1-1/4
810 S	Second bottom tie rod, 3/8" Rd., 40-3/8" long.....	258 to 272	1-1/4
811 S	Third bottom tie rod, 3/8" Rd., 40-7/8" long.....	258 to 272	1-1/4
812 S	Fourth bottom tie rod, 3/8" Rd., 41-3/8" long.....	258 to 272	1-1/4
846 S	Rear bottom tie rod, 3/8" Rd., 41-5/8" long..... Arch, 1-3/8 x 7/8 x 3/16" angle, 110-13/16" long.....	258 to 272	12-1/4
★ 1343-1/2 S	Bolt, carriage, 1/4 x 1-1/4" (12 used)..... Bolt, carriage, 5/16 x 1-1/4" (2 used)..... Side brace complete, right.....	258 to 272	3
1355 S	Bolt, machine, 3/8 x 3/4" with lock washer..... Bolt, machine, 3/8 x 7/8" with lock washer..... Bolt, carriage, 3/8 x 3".....	258 to 259	3-1/4
1356 S	Upper cylinder shield, right..... Bolt, oven head, 1/4 x 3/4" with lock washer..... Bolt, carriage, 1/4 x 1-1/4" (2 used).....	259 to 272	3-1/4
★ 1367 S	Upper cylinder shield, left.....	258 to 272	22-1/2
★ 1368 S	Bolt, oven head, 1/4 x 3/4" with lock washer..... Bolt, carriage, 1/4 x 1-1/4" (2 used).....	258 to 272	22-1/2
★ 1369-1/2 S	Main side angle, right, 1-3/4 x 1-1/4 x 3/16" angle, 153-9/16" long..... Main side angle, left, 1-3/4 x 1-1/4 x 3/16" angle, 153-9/16" long..... Side brace complete, left.....	258 to 272	3
★ 1448-1/2 S	Bolt, machine, 3/8 x 3/4" with lock washer..... Bolt, machine, 3/8 x 7/8" with lock washer..... Bolt, carriage, 3/8 x 3".....	258 to 259	11
★ 1449-1/2 S	Pivot axle guide complete, right.....	258 to 259	11
1471 S	Pivot axle guide complete, left..... Upper cylinder shield, right.....	271 to 272	3-1/4
1472 S	Bolt, oven head, 1/4 x 3/4" with lock washer..... Bolt, carriage, 1/4 x 1-1/4" (2 used)..... Upper cylinder shield, left.....	271 to 272	3-1/4
★ 1487-1/2 S	Bolt, oven head, 1/4 x 3/4" with lock washer..... Bolt, carriage, 1/4 x 1-1/4" (2 used).....	271 to 272	11
★ 1488-1/2 S	Pivot axle guide complete, right.....	271 to 272	11
W 108A	Pivot axle guide complete, left.....	258 to 272	97
W 111	Side complete, left. Specify Lot Number.....	258 to 272	97
W 112	Filler piece rear end of side, left.....	258 to 272	97
W 113A	Upper shield piece, left.....	258 to 272	97
W 116	Side complete, right. Specify Lot Number.....	258 to 272	97
W 117	Filler piece rear end of side, right..... Upper shield piece, right.....	258 to 272	97

★Not Available

BOTTOM

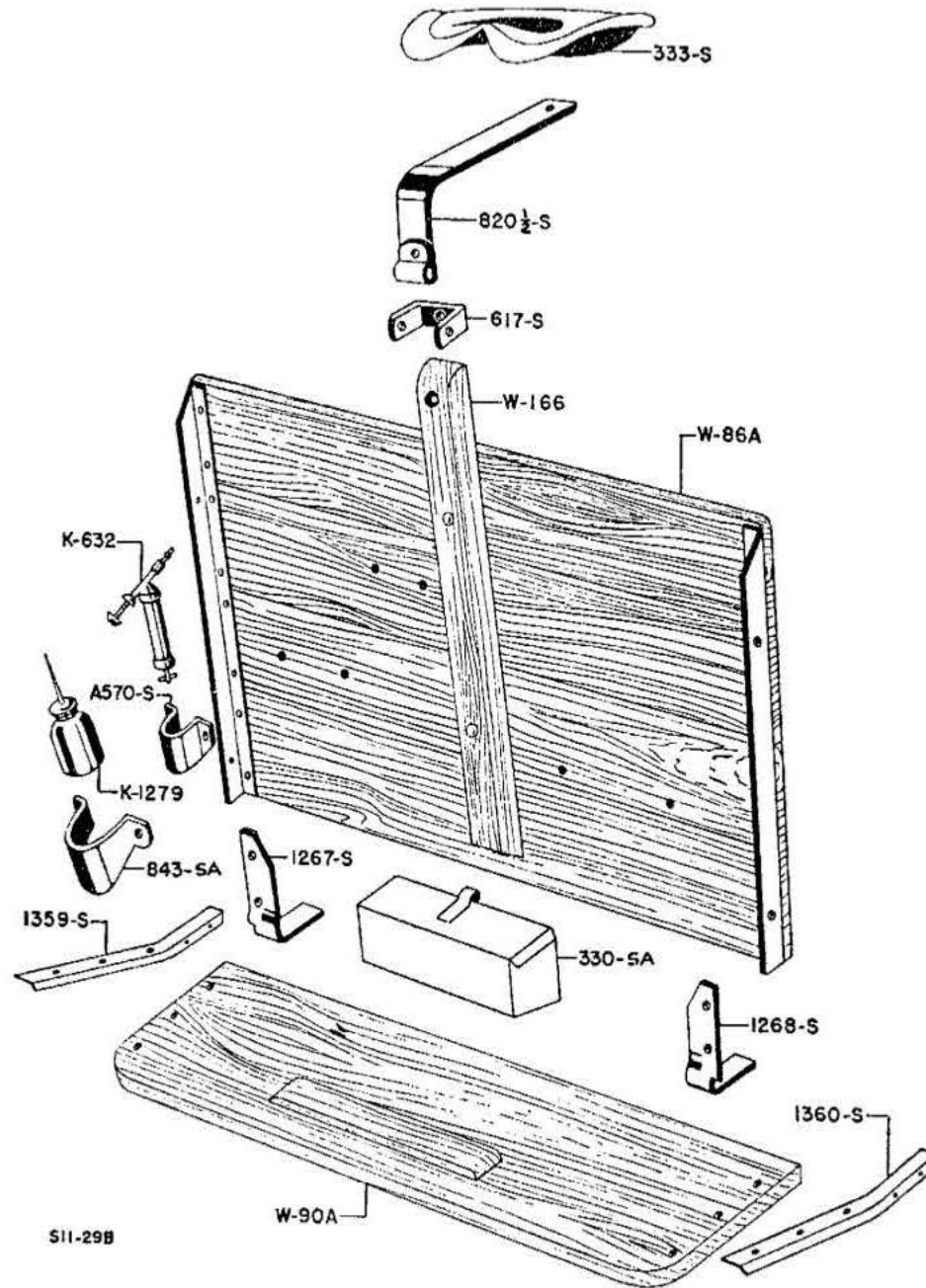
MODEL 11



Part No.	Description	Lot No. All Incl.	Wt. Lbs.
W 140A	Bottom complete.	258 to 272	97
W 146	Front cross piece, 1-13/16 x 2-5/8 x 37-13/16" long.	258 to 272	
W 147	Second cross piece, 2 x 4 x 38-1/4" long.	258 to 272	
W 148	Third cross piece, 2 x 4 x 38-11/16" long.	258 to 272	
W 149	Fourth cross piece, 2 x 4 x 39-1/16" long.	258 to 272	
W 150	Rear cross piece, 1-3/4 x 2-3/4 x 39-1/16" long.	258 to 272	

END GATE AND FOOT BOARD

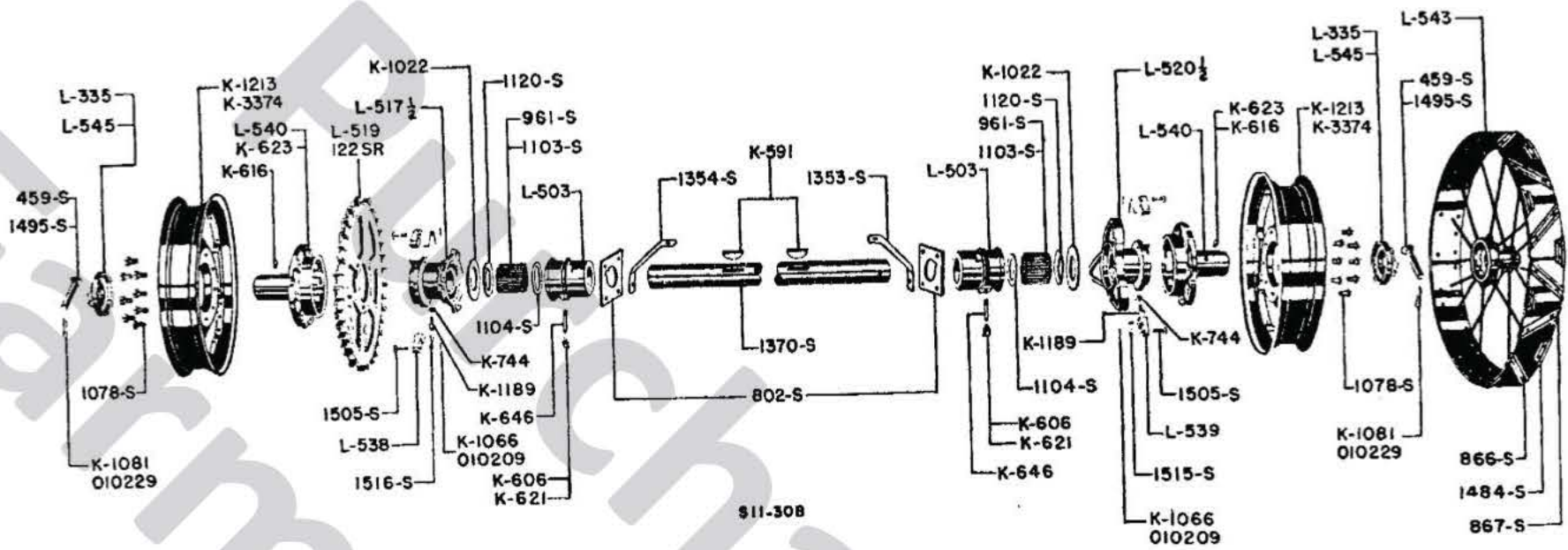
MODEL 11



Part No.	Description	Lot No. All Incl.	Wt. Lbs.
★ K 632	Grease gun.....	258 to 272	1-3/4
K 1279	Oil can.....	258 to 272	1/2
330 SA	Tool box.....	258 to 272	3-1/2
333 S	Bolt, carriage, 1/4 x 1-1/4" (2 used).....		
	Seat.....	258 to 272	4-1/2
A570 S	Bolt, carriage, 3/8 x 7/8" with lock washer.....		
	Grease gun holder.....	258 to 272	1/4
617 S	Bolt, carriage, 1/4 x 1-1/4" (2 used).....		
	Seat post straddler, 5/16 x 1-1/2" flat, 9-1/4" long.....	258 to 272	1-1/4
	Bolt, carriage, 3/8 x 2".....		
820-1/2 S	Bolt, machine, 1/2 x 4-1/2" with lock washer.....		
843 SA	Seat iron complete, 5/16 x 3" flat, 16" long.....	258 to 272	4-1/2
	Oil can holder.....	258 to 272	1-1/4
1267 S	Bolt, carriage, 1/4 x 1-1/4" (2 used).....		
	Conveyor chain slide, right, 3/16 x 2-3/4" flat, 11-1/16" long.....	258 to 272	1-1/2
1268 S	Bolt, carriage, 5/16 x 1-1/2" (2 used).....		
	Conveyor chain slide, left, 3/16 x 2-3/4" flat, 11-1/16" long.....	258 to 272	1-1/2
1359 S	Bolt, carriage, 5/16 x 1-1/2" (2 used).....		
	Footboard support, right, 1-3/4 x 1-1/4 x 3/16" angle, 21-15/16" long.....	258 to 272	3-1/4
★ 1360 S	Bolt, carriage, 5/16 x 1-1/4" (2 used).....		
	Footboard support, left.....	258 to 272	3-1/4
W 86A	Bolt, carriage, 5/16 x 1-1/4" (2 used).....		
	Endgate complete.....	258 to 272	15
W 90A	Bolt, carriage, 5/16 x 1-1/2" (4 used).....		
	Footboard.....	258 to 272	
W 166	Bolt, carriage, 5/16 x 1-1/4" (6 used).....		
	Seat post, 1-1/2 x 3 x 20-5/8" long.....	258 to 272	
	Bolt, carriage, 3/8 x 2-3/4" (2 used).....		

★ Not available.

REAR AXLE MODEL 11



Part No.	Description	Lot No. All Incl.	Wt. Lbs.
K 548	Oil line fitting (No. 701A) complete with gland and nut (2 used).....		2 oz.
K 551	Hexagon nut for oil line fitting (No. 111B), 9/16" O. D., 1/8" I. D., (2 used)		1 oz.
K 591	No. 29 Woodruff key, 3/8" thick, 1-3/4" long. (2 used).....	258 to 272	1 oz.
K 606	Grease fitting, 1/8" pipe thread, straight, (2 used) Order K 621.....	258 to 272	1 oz.
K 616	Grease fitting, 1/8" pipe thread, 67-1/2 degree elbow (2 used) Order K 623...	258 to 272	1 oz.
K 619	Grease fitting, 1/8" female pipe thread Order K 625.....		1 oz.
K 621	Grease fitting, 1/8" pipe thread, straight (2 used).....	258 to 272	1 oz.
K 623	Grease fitting, 1/8" pipe thread, 67-1/2 degree elbow.....	258 to 272	1 oz.
K 625	Grease fitting, 1/8" female pipe thread (Not illustrated).....	258 to 272	1 oz.
K 646	Pipe nipple, 1/4" I. D., 2-1/2" long. (2 used).....	258 to 272	1 oz.
K 744	Lock nut, 1/2" (2 used).....	258 to 272	1 oz.
K 1022	Washer, 4" O. D., 1-15/16" I. D., 12 gauge. (2 used).....	258 to 272	1/4
K 1066	Spring cotter, 3/32" Dia., 1/2" long (4 used). Order 010209.....	258 to 272	1 oz.
K 1081	Spring cotter, 3/16" Dia., 1" long (2 used). Order 010229.....	258 to 272	1 oz.
K 1189	Set screw, 1/2" Dia., 1-1/4" long. (2 used).....	258 to 272	1 oz.
K 1213	Disc wheel, 20" (2 used). Order K 3374.....	258 to 272	42
K 1550	Bronze steel backed bushing, 1-3/4" I. D., 2" long, (4 used).....		1/4
K 1551	Oil line connector fitting with gland and nut (2 used).....		1 oz.
K 3374	Disc wheel 20".....		
010209	Cotter pin, 3/32 x 1/2".....		
010229	Cotter pin, 3/16 x 1".....		
L 335	Axle collar (also see L 545). (2 used).....	258 to 272	1
L 503	Bearing housing (2 used) Order (1) L 563 A and (1) 1593 SA or (1) L 564 A.. and (1) 1592 SA.....	258 to 272	6-1/2
L 517-1/2	Sprocket wheel hub with pawls and springs, 1-3/4" bore.....	258 to 272	14-1/2
L 519	Bolt, machine, 1/2 x 1-3/4" with lock washer (3 used).....	258 to 272	24
L 520-1/2	32 tooth sprocket wheel. Order 122 SR.....	258 to 272	20
L 538	Feed cam with pawls and spring, 1-3/4" bore.....	258 to 272	1/2
L 539	Pawl for sprocket hub. (2 used).....	258 to 272	1/2
L 540	Pawl for feed cam.....	258 to 272	23
L 543	Wheel hub, 1-3/4" bore. (2 used).....	258 to 272	95
L 545	Steel wheel, 1-3/4" bore, 5-1/2" flat tire. (2 used).....	271 to 272	1
L 563A	Special axle collar—few used.....		8
L 564A	Axle bearing housing assembly with 2 K 1550 bushings, left.....		8
459 S	Axle bearing housing assembly with 2 K 1550 bushings, right.....	258 to 272	1/4
802 S	Axle pin, 1/2" Dia., 2-3/4" long, oval head (2 used): Order K 1937.....	258 to 272	2-1/2
866 S	Axle bearing plate, 1/4 x 6" flat, 6" long. (2 used).....	258 to 272	3/4
867 S	Bolt, machine, 1/2 x 1" with lock washer (2 used).....	258 to 272	3/4
961 S	Long cleat for steel wheel, right, 1-1/2 x 5/16 x 5/32" channel, 7" long. (16 used)	258 to 272	2 oz.
961-1/4 S	Rivet, oval head, 3/8 x 7/8" (2 used).....	258 to 272	2-1/4
1078 S	Roller for bearing (17 required) 3/8" (.368) Dia., 4-3/8" long.....	258 to 272	2 oz.
1103 S	Roller bearing, complete. Order 17 961 S, 1 1103 S, 1 1104 S and 1 1120 S....	258 to 272	2 oz.
1104 S	Hub bolt, 9/16" Dia., 1-1/2" long. (16 used).....	258 to 272	1 oz.
1120 S	Spacer roller for bearing, 5/16" Dia., 4-1/4" long.....	258 to 272	2 oz.
1303 S	Thrust washer, 2-31/64" O. D., 1-25/32" I. D., 16 gauge.....	258 to 272	2 oz.
	Bearing plug, 2-5/8" O. D., 1-25/32" I. D., 10 gauge.....	258 to 272	1/4
	Socket wrench.....		

★ Not available.

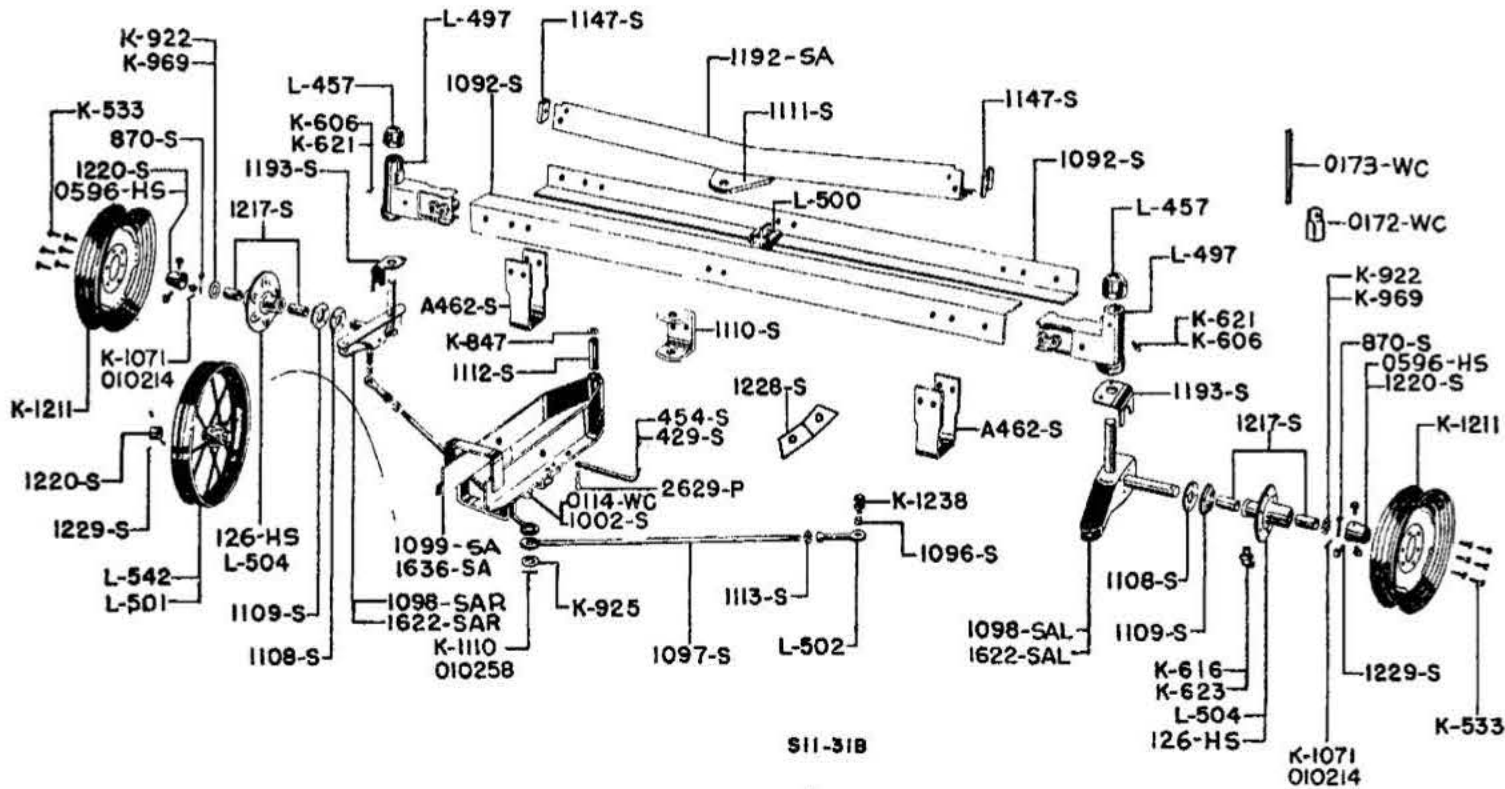
REAR AXLE—Continued

MODEL 11

	Part No.	Description	Lot No. All Incl.	Wt. Lbs.
★	1353 S	Axle bearing brace, right, 5/16 x 1-1/2" half oval, 8-1/2" long.....	258 to 272	3/4
		Bolt, carriage, 3/8 x 3-1/4".....		
		Bolt, machine, 1/2 x 1-1/4" with lock washer.....		
★	1354 S	Axle bearing brace, left, 5/16 x 1-1/2" half oval, 8-1/2" long.....	258 to 272	3/4
		Bolt, carriage, 3/8 x 3-1/4".....		
		Bolt, machine, 1/2 x 1-1/4" with lock washer.....		
	1370 S	Axle, 1-3/4" Rd., 69-3/4" long. (Will replace 68-1/4" axle used on a few machines on Lots 271 and 272, also order 2 L 545 and 2 459 S).....	258 to 272	47-3/4
	1370-1/2 S	Axle complete with 2 L 503 and bearings, 1 L 517-1/2 and 1 L 520-1/2... Order 1370 SA.....	258 to 272	100
★	1370 SA	Axle complete with 1 L 517-1/2, 1 L 520-1/2, 1 L 563A and 1 L 564A.....		100
★	1484 S	Short cleat for steel wheel, 1-1/2 x 5/16 x 5/32" channel, 3" long. (32 used)..	258 to 272	1/4
	1495 S	Axle pin, 7/16" Rd., 3-7/16" long—few used.....	271 to 272	1/4
	1505 S	Pin for pawls, 1/4" Dia., 1-7/8" long, W. B. head. (4 used).....	258 to 272	1 oz.
	1515 S	Torsion spring for feed cam (2 used).....	258 to 272	1 oz.
	1516 S	Torsion spring for sprocket wheel. (2 used).....	258 to 272	1 oz.
	1577 S	Lubrication bracket, 3/16 x 1-1/4" flat, 3-3/8" long (2 used).....		1/4
★	1578 S	Socket wrench handle.....	258 to 272	1/2
	1592 S	Axle bearing oil line, 3/16" O. D., 12-3/16" long, right.....		1/4
	1592 SA	Axle bearing oil line assembly, right, with K 548, K 551, K 619, and K 1551		1/2
	1593 S	Axle bearing oil line, 3/16" O. D., 13-3/8" long, left.....		1/4
	1593 SA	Axle bearing oil line assembly, left, with K 548, K 551, K 619 and K 1551....		1/2
	122 SR	32 tooth sprocket wheel.....		24

FRONT AXLE

MODEL 11

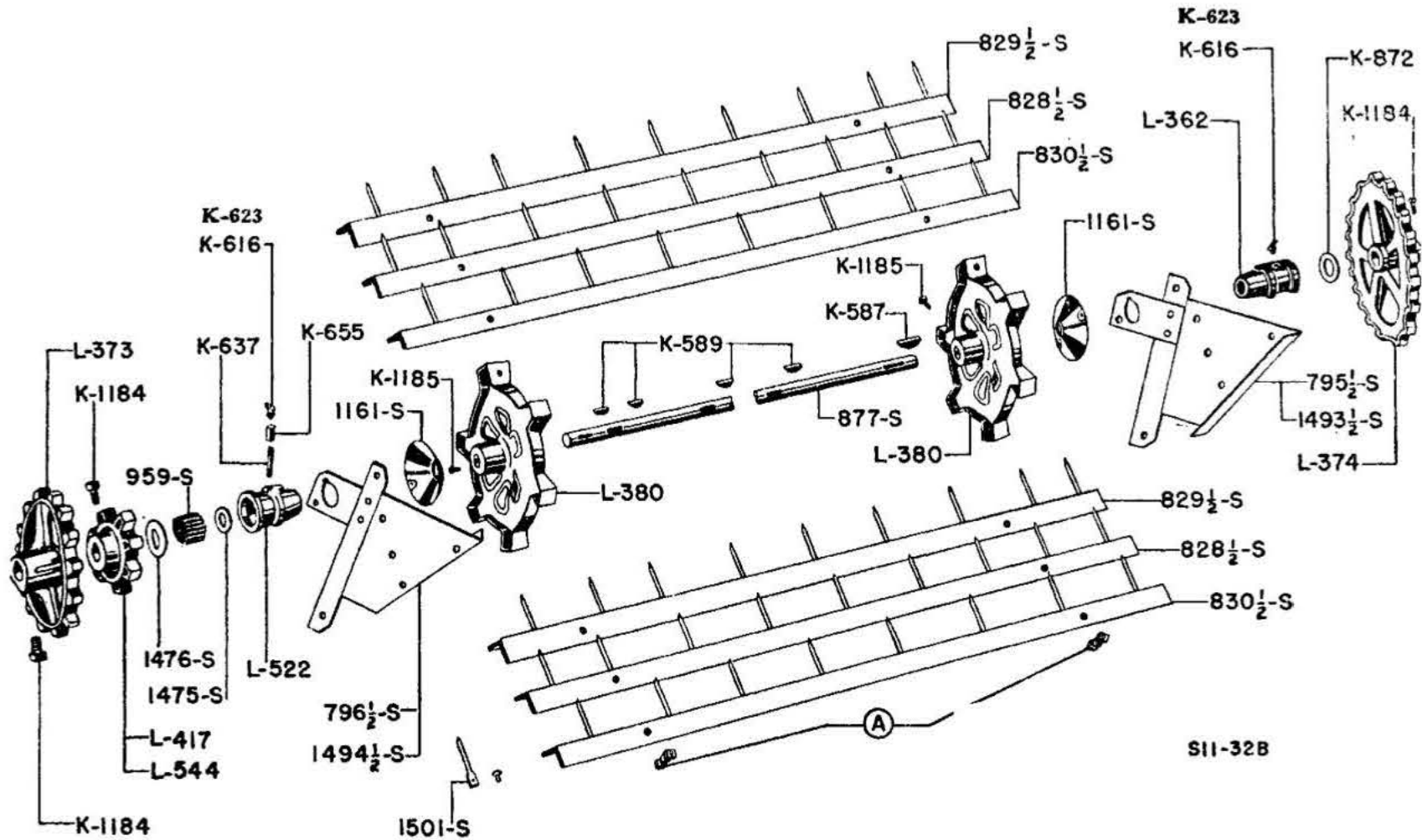


★ Not available.

FRONT AXLE—Continued
MODEL 11

Part No.	Description	Lot No. All Incl.	Wt. Lbs.
126 HSA	Hub for disc wheel with renewable bronze bushings and hub cap (2 used).....		12
0596 HSA	Screw type hub cap (2 used).....		1/2
K 533	Cap screw, 9/16" Dia., 1-13/32" long (12 used).....	258 to 272	1 oz.
K 606	Grease fitting, 1/8" pipe thread, straight (2 used) Order K 621.....	258 to 272	1 oz.
K 616	Grease fitting, 1/8" pipe thread, 67-1/2 degree elbow (2 used) Order K 623....	258 to 272	1 oz.
K 621	Grease fitting, 1/8" pipe thread, straight.....	258 to 272	1 oz.
K 623	Grease fitting, 1/8" pipe thread, 67-1/2 degree elbow.....	258 to 272	1 oz.
K 847	Washer, 1-1/2" O. D., 21/32" I. D., 13 gauge.....	258 to 272	1 oz.
K 922	Washer, 2-3/16" O. D., 1-13/16" I. D., 16 gauge.....		1 oz.
K 925	Washer, 2-1/4" O. D., 1-3/16" I. D., 5/32" thick.....	258 to 272	2 oz.
K 969	Washer, 2-9/16" O. D., 1-7/16" I. D., 16 gauge (2 used).....	258 to 272	1 oz.
K 1071	Spring cotter, 1/8" Dia., 3/4" long (2 used). Order 010214.....	258 to 272	1 oz.
K 1110	Spring cotter, 5/16" Dia., 2-1/4" long. Order 010258.....	258 to 272	1 oz.
K 1211	Disc wheel, 16" (2 used).....	258 to 272	18
K 1238	Special machine bolt, 5/8 Dia., 2" long. Order 5/8 x 2" hex. head bolt.....	258 to 272	2 oz.
010214	Cotter pin, 1/8 x 3/4".....		
010258	Cotter pin, 5/16 x 2-1/4".....		
L 457	Pivot axle cap (2 used).....	258 to 272	3/4
	Bolt, machine, 5/16 x 2-3/4" with lock washer.....		
L 497	Axle casting (2 used).....	258 to 272	6-3/4
	Rivet, csk. head, 3/8 x 2-3/4".....		
	Rivet, oval head, 1/2 x 2-3/4".....		
	Rivet, oval head, 1/2 x 3".....		
L 500	Filler block.....	258 to 272	1-1/4
	Rivet, oval head, 1/2 x 3" (2 used).....		
L 501	Front wheel (2 used).....		
L 502	Steering rod head (2 used).....	258 to 272	1
L 504	Hub for disc wheel with renewable bronze bushings Order 126 HSA.....	258 to 272	12
L 542	Front wheel, 4" grooved tire (2 used). Order L 501.....	258 to 272	41
2629 P	Spring clip.....	258 to 272	2 oz.
429 S	Pole pin, 9/16" Rd., 7-1/8" long Order 454 S.....	258 to 272	1/2
454 S	Hammer strap pin, 5/8" Rd., 7-1/8" long.....		1/2
A462 S	Wearing plate, 3/16 x 3" flat, 13-5/8" long (2 used).....	258 to 272	2-1/4
870 S	Axle pin, 3/8" Dia., 1-3/4" long (2 used).....	258 to 272	2 oz.
1092 S	Axle angle, 3 x 2 x 3/16" angle, 49-9/16" long (2 used).....	258 to 272	12-1/2
1092 SA	Axle complete with 2 L 497, 1 L 500, 2 A462 S, 2 1092 S and 1 1110 S.....	258 to 272	48
1096 S	Bushing, 27/32" (.840) O. D., 47/64" long (2 used).....	258 to 272	1 oz.
1097 S	Steering rod, 3/4" Rd., 29" long (2 used).....	258 to 272	3-1/2
1098 SAR	Pivot axle complete, right. Order 1622 SAR.....	258 to 272	12
1098 SAL	Pivot axle complete, left. Order 16225 SAL.....	258 to 272	12
1099 SA	Pole connection, complete Order 1636 SA.....	258 to 272	12-1/4
	Bolt, machine, 5/8 x 5-1/2" with lock washer.....		
1102 S	Stud for steering rod, 1-1/8" Dia., 2-5/8" long. Order 0114 WC.....	258 to 272	1/4
1108 S	Washer, 4-1/4" O. D., 1-3/8" I. D., 3/16" thick (2 used).....	258 to 272	1/4
1109 S	Wheel seal, 4-1/4" Dia. (2 used).....	258 to 272	1/4
	Rivet, oval head, 1/4 x 3/4" (2 used).....		
1110 S	Pole connection hinge, 5/16 x 3-1/4" flat, 9" long.....	258 to 272	2-1/2
	Rivet, oval head, 1/2 x 3" (2 used).....		
1111 S	Bolster plate, 1/4 x 6" flat, 5-1/2" long.....	258 to 272	2-1/2
1112 S	Bushing, 7/8" O. D., 4-1/8" long.....	258 to 272	2 oz.
1113 S	Nut for steering rod, 3/4" hexagon (2 used).....	258 to 272	2 oz.
1147 S	Bolster end block, 1-15/32 x 15/32 x 5/32" channel, 2-1/4" long (2 used).....	258 to 272	1/2
	Bolt, machine, 3/8 x 7/8" with lock washer (2 used).....		
1192 SA	Bolster complete with plate, 3 x 2 x 7/32" angle, 37-5/8" long.....	258 to 272	13-3/4
	Bolt, machine, 3/8 x 1" with lock washer (2 used).....		
	Bolt, machine, 1/2 x 1" with lock washer (2 used).....		
1193 S	Wheel shield (2 used).....	258 to 272	3/4
	Bolt, machine, 5/16 x 3/4" with lock washer (2 used).....		
1217 S	Bronze bushing, 1-9/16" (1.566) O. D., 2-1/2" long (4 used).....	258 to 272	3/4
1220 S	Slip type hub cap (2 used).....	258 to 272	1/4
1228 S	Pole stop (2 used).....	258 to 272	3/4
	Bolt, machine, 3/8 x 1" with lock washer.....		
1229 S	Cap screw (6 used).....	258 to 272	1 oz.
1622 SAR	Pivot axle, complete, right.....		
1622 SAL	Pivot axle, complete, left.....		
1636 SA	Pole connection, complete.....		12-1/4
0114 WC	Stud for steering rod.....		1/4
0172 WC	Socket wrench.....	258 to 272	1/2
0173 WC	Socket wrench handle.....	258 to 272	1/2

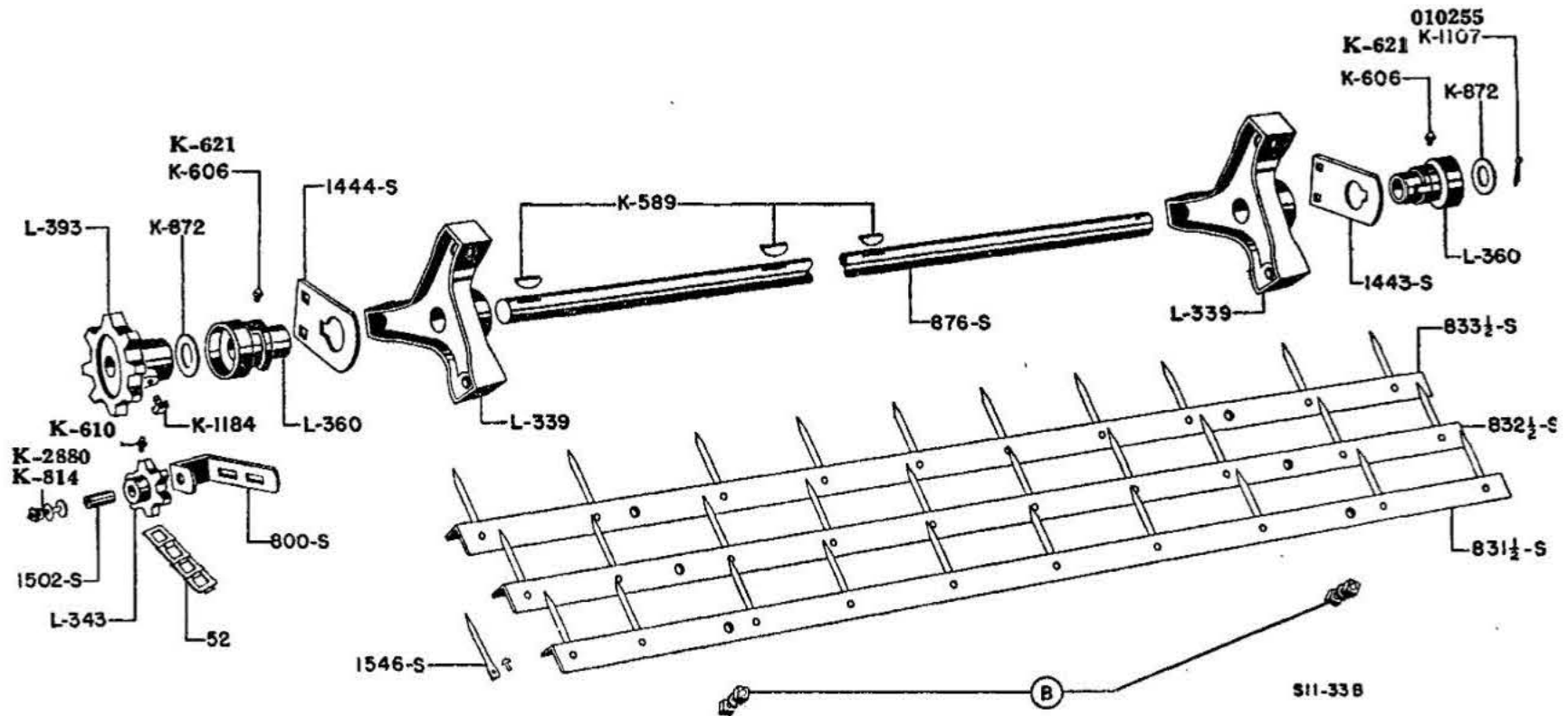
MAIN CYLINDER MODEL 11



Part No.	Description	Lot No. All Incl.	Wt. Lbs.
K 587	No. 26 Woodruff key, 3/16" thick, 1-3/4" long.....	258 to 272	1 oz.
K 589	No. 13 Woodruff key, 3/16" thick, 1" long (4 used).....	258 to 272	1 oz.
K 616	Grease fitting, 1/8" pipe thread, 67-1/2 degree elbow (2 used) Order K 623...	258 to 272	1 oz.
K 623	Grease fitting, 1/8" pipe thread, 67-1/2 degree elbow (2 used).....	258 to 272	1 oz.
K 637	Pipe nipple, 1/8" I. D., 1-1/4" long.....	258 to 272	1 oz.
K 655	Pipe coupling, 1/8".....	258 to 272	1 oz.
K 872	Washer, 1-3/4" O. D., 1-1/32" I. D., 16 gauge.....	258 to 272	1 oz.
K 900	Closure washer for left bearing, 2" O. D., 1-11/32" I. D. (Not illustrated)...	258 to 272	
K 1184	Set screw, 1/2" Dia., 3/4" long (3 used).....	258 to 272	1 oz.
K 1185	Set screw, 1/2" Dia., 1" long (2 used).....	258 to 272	1 oz.
L 362	Bearing, right, 1" bore.....	258 to 272	1
L 373	15 tooth sprocket to drive upper cylinder, 1" bore.....	258 to 272	4
L 374	20 tooth sprocket to drive distributor, 1" bore.....	258 to 272	7-3/4
L 380	Cylinder head, 1" bore (2 used).....	258 to 272	9-1/2
L 417	7 tooth drive sprocket, 1" bore, for rubber tired machine only.....	258 to 272	3-1/4
L 522	Bearing housing, left.....	258 to 272	2-1/2
L 544	6 tooth drive sprocket, 1" bore, for steel wheel machine only.....	258 to 272	3-1/4
795-1/2 S	Bearing plate, complete, right, not illustrated. Order 1493-1/2 S.....	258 to 259	3-1/2
796-1/2 S	Bearing plate, complete, left, not illustrated. Order 1494-1/2 S.....	258 to 259	3-1/2
828-1/2 S	Cylinder bar with teeth, 1-1/4 x 1-1/4 x 1/8" angle, 36-3/4" long (2 used)...	258 to 272	4-1/4
829-1/2 S	Bolt, machine, 3/8 x 1" with lock washer (2 used).....	258 to 272	4-1/4
830-1/2 S	Cylinder bar with teeth, 1-1/4 x 1-1/4 x 1/8" angle, 36-3/4" long (2 used)...	258 to 272	4-1/4
877 S	Shaft, 1" Rd., 50" long.....	258 to 272	11
877-1/2 S	Shaft, complete. Order the following 1 L 362, 1 L 373, 1 L 374, 2 L 380, 1 1877 S, L 544, 1 L 522, 2 1161 S, 1 1493-1/2S, 1494-1/2 S, 15 959 S, 1 1475S and 1 1476 S.....	258 to 272	65
959 S	Roller for left bearing. (15 required), 1/4" Dia., 2-17/32" long.....	258 to 272	1 oz.
959-3/4 S	Roller bearing, complete, left. Order 15 959 S. 1 1475S and 1 1476 S.....	258 to 272	1
1161 S	Anti-wrap shield, 6" Dia. (2 used).....	258 to 272	3/4
1475 S	Bolt, carriage, 1/4 x 1-1/4" (2 used).....	258 to 272	1 oz.
1476 S	End washer for left bearing, 1-1/2" O. D., 1-1/32" I. D., 16 gauge.....	258 to 272	1 oz.
1493-1/2 S	Closure washer for left bearing, 2" O. D., 1-1/32" I. D., 16 gauge Order K 900.....	258 to 272	1 oz.
1494-1/2 S	Bearing plate complete, right.....	271 to 272	7-1/2
1501 S	Bolt, carriage, 3/8 x 1-1/2" (4 used).....	271 to 272	7-1/2
	Bearing plate complete, left.....		
	Bolt, carriage, 3/8 x 1-1/2" (3 used).....		
	Bolt, carriage, 3/8 x 1-3/4".....		
	Cylinder bar tooth with rivet (52 used).....	258 to 272	1/4
	Rivet, oval head, 7/32 x 9/16".....		

UPPER CYLINDER


MODEL 11



Part No.	Description	Lot No. All Incl.	Wt. Lbs.
52	Steel chain link (complete chain 38 links).....	258 to 272	1 oz.
K 589	No. 13 Woodruff key, 3/16" thick, 1" long (3 used).....	258 to 272	1 oz.
K 606	Grease fitting, 1/8" pipe thread, straight, (2 used), Order K 621.....	258 to 272	1 oz.
K 610	Grease fitting, 5/16" drive type. (2 used).....	258 to 272	1 oz.
K 621	Grease fitting, 1/8" pipe thread, straight, (2 used).....	258 to 272	1 oz.
K 814	Washer, 1" O. D., 7/16" I. D., 1/16" thick. Order K 2880.....	258 to 272	1 oz.
K 872	Washer, 1-3/4" O. D., 1-1/32" I. D., 16 gauge (3 used).....	258 to 272	1 oz.
K 1107	Spring cotter, 5/16" Dia., 1-1/4" long. Order 010255.....	258 to 272	1 oz.
K 1184	Set screw, 1/2" Dia., 3/4" long. (2 used).....	258 to 272	1 oz.
K 2880	Washer, 1" O. D., 7/16 I. D., 1/16" thick.....	258 to 272	1 oz.
010255	Cotter pin, 5/16 x 1-1/4".....	258 to 272	1 oz.
L 339	Cylinder head, 1" bore. (2 used).....	258 to 272	2-3/4
L 343	6 tooth tightener sprocket. AL 571 A will replace.....	258 to 272	1
AL 343	Bolt, carriage, 3/8 x 2-1/4" with lock washer.....	258 to 272	1-1/4
L 360	6 tooth tightener sprocket with bolt and bushing. Order AL 571 A.....	258 to 272	1
L 393	Bearing, 1" bore (2 used).....	258 to 272	2-1/4
AL 571 A	8 tooth sprocket, 1" bore.....	258 to 272	1-1/4
800 S	Chain tightener arm, 1/4 x 1-1/2" flat, 11" long.....	258 to 272	1-1/4
800-1/2 S	Bolt, carriage, 3/8 x 1-1/2" (2 used).....	258 to 272	2-1/2
831-1/2 S	Chain tightener complete with sprocket.....	258 to 272	4-1/2
832-1/2 S	Cylinder bar with teeth, 1-1/4 x 1-1/4 x 1/8" angle, 38-1/4" long.....	258 to 272	4-1/2
833-1/2 S	Bolt, machine, 3/8 x 1" with lock washer (2 used).....	258 to 272	4-1/2
876 S	Cylinder bar with teeth, 1-1/4 x 1-1/4 x 1/8" angle, 38-1/4" long.....	258 to 272	4-1/2
876-1/2 S	Bolt, machine, 3/8 x 1" with lock washer (2 used).....	258 to 272	10-1/4
1443 S	Shaft, 1" Rd., 46-3/16" long.....	258 to 272	21-1/2
1444 S	Shaft complete with 2 L 339, 2 L 360, 1 L 393, 1 1443 S and 1 1444 S.....	258 to 272	3/4
1502 S	Bearing plate, right, 3/16 x 3 x 3-7/8" long.....	258 to 272	3/4
1546 S	Bolt, carriage, 3/8 x 7/8" with lock washer (2 used).....	258 to 272	3/4
	Bearing plate, left, 3/16 x 3 x 3-7/8" long.....	258 to 272	2 oz.
	Bolt, carriage, 3/8 x 7/8" with lock washer (2 used).....	258 to 272	1/4
	Bushing, 19/32" O. D., 1-9/16" long.....		
	Cylinder bar tooth with rivet. (30 used).....		
	Rivet, oval head, 7/32 x 9/16".....		

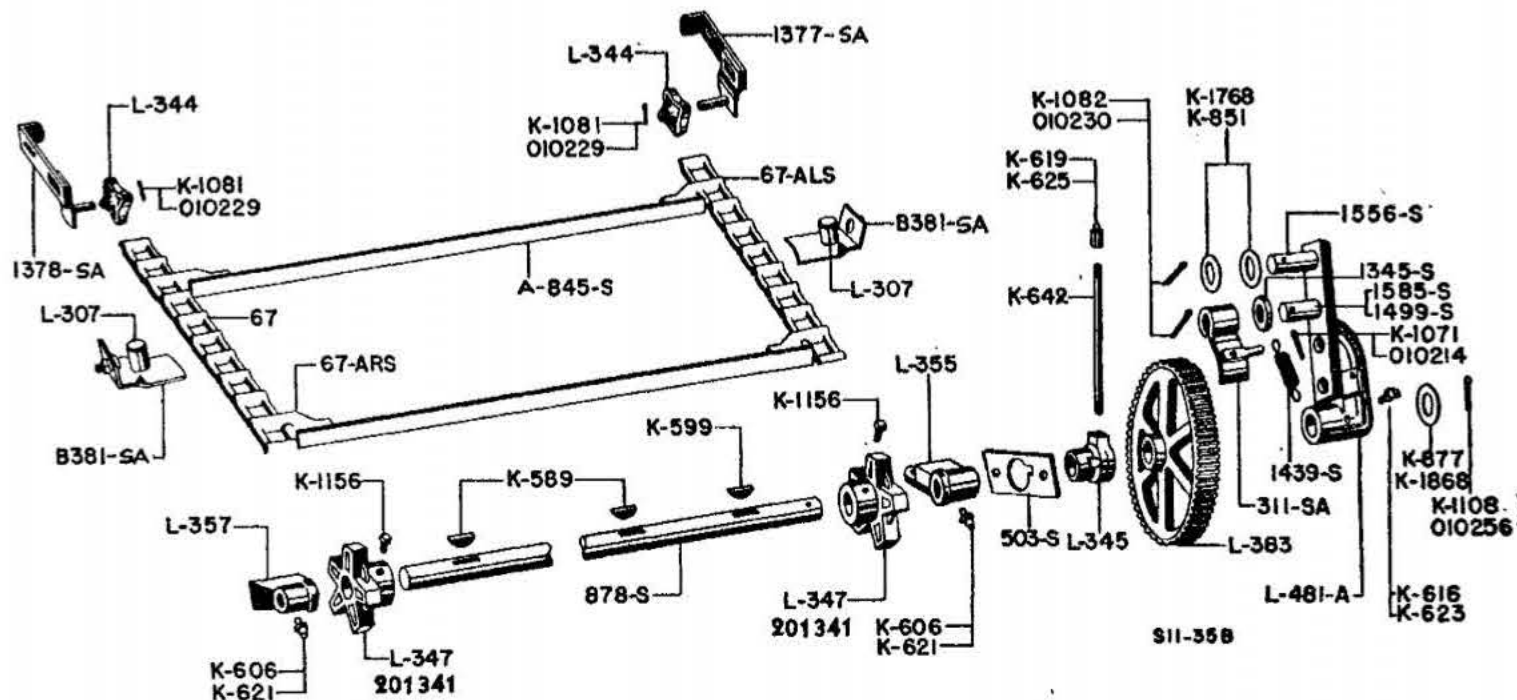
DISTRIBUTER

MODEL 11



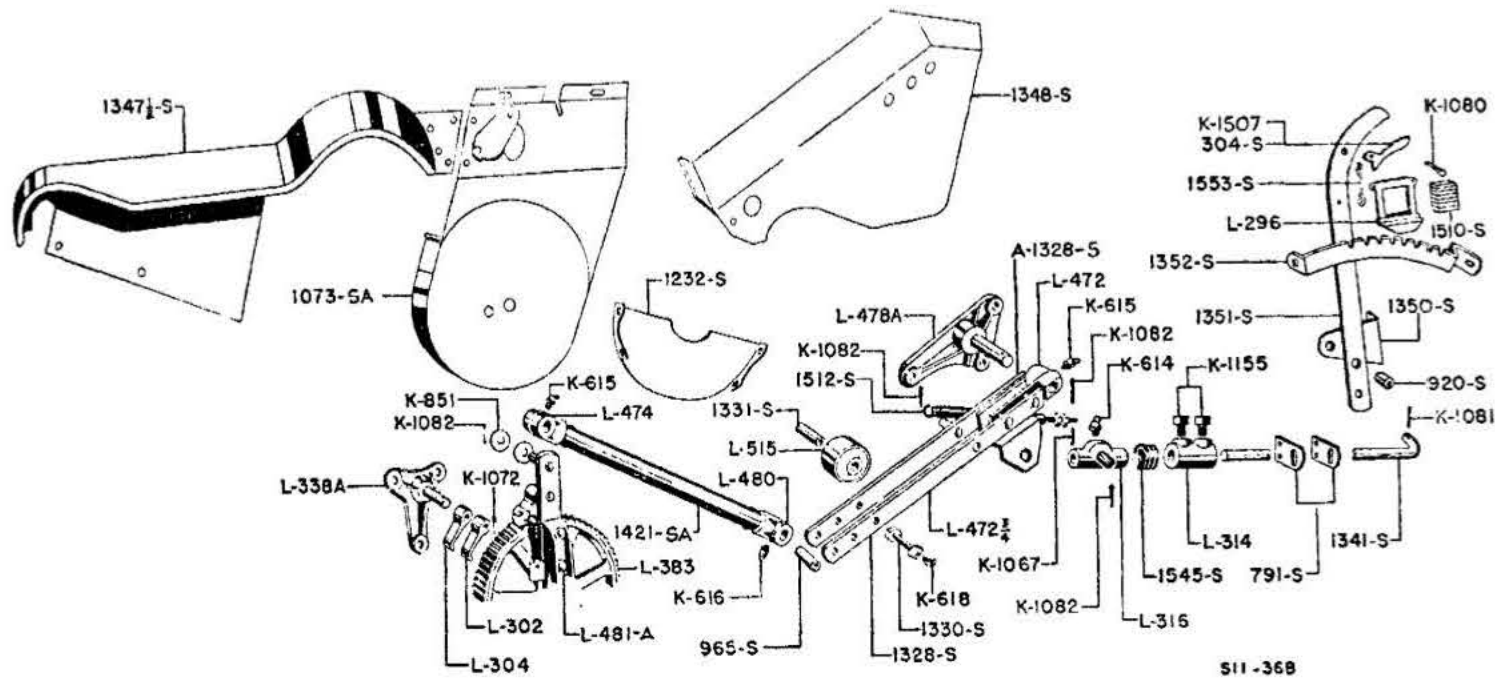
Part No.	Description	Lot No. All Incl.	Wt. Lbs.
52	Steel chain link (complete chain 40 links).....	258 to 272	2 oz.
K 579	Hexagon jam nut, 1/2" (8 used)	258 to 272	1 oz.
K 589	No. 13 Woodruff key, 3/16" thick, 1" long.....	258 to 272	1 oz.
K 606	Grease fitting, 1/8" pipe thread, straight (2 used) Order K 621.....	258 to 272	1 oz.
K 621	Grease fitting, 1/8" pipe thread, straight (2 used) [Not illustrated].....	258 to 272	1 oz.
K 872	Washer, 1-3/4" O. D., 1-1/32" I. D., 16 gauge (2 used).....	258 to 272	1 oz.
K 1151	Set screw, 5/16" Dia., 5/16" long (2 used).....	258 to 272	1 oz.
K 1184	Set screw, 1/2" Dia., 3/4" long	258 to 272	1 oz.
L 320	Spacer collar, 1" bore (2 used).....	258 to 272	3/4
L 32	End collar.....	258 to 272	1/2
L 343	Bolt, machine, 5/16 x 1-5/8" with lock washer.....	258 to 272	1
AL 343	6 tooth tightener sprocket. AL 571A will replace.....	258 to 272	1-1/4
L 360	Bearing, 1" bore (2 used).....	258 to 272	1-1/4
L 369	6 tooth sprocket, 1" bore.....	258 to 272	2-1/4
L 406	Paddle casting (8 used).....	258 to 272	1-3/4
AL 571A	6-tooth tightener sprocket with bolt and bushing.....	258 to 272	1-1/4
497 S	Lock for chain tightener arm.....	258 to 272	1/4
792 S	Bolt, machine, 3/8 x 1-1/4" with lock washer.....	258 to 272	1/4
797 S	Keeper for bearing, 3/16 x 2" flat, 2-1/4" long (2 used).....	258 to 272	1-1/2
798 S	Bolt, machine, 5/16 x 3/4" with lock washer.....	258 to 272	1-1/2
803 S	Bearing plate, right, 3/16 x 6" flat, 5-3/8" long.....	258 to 272	1/2
803-1/2 S	Bolt, machine, 3/8 x 7/8" with lock washer.....	258 to 272	3/4
868 S	Bolt, machine, 3/8 x 1" with lock washer.....	258 to 272	2
869 S	Bearing plate, left, 3/16 x 6" flat, 5-3/8" long.....	258 to 272	3
875-1/2 S	Bolt, machine, 3/8 x 7/8" with lock washer (2 used).....	258 to 272	3
875-1/2 SA	Chain tightener arm, 5/16 x 1-1/4" flat, 6-3/4" long.....	258 to 272	12-1/2
1502 S	Bolt, machine 3/8 x 1-1/4" with lock washer.....	258 to 272	56
1551 S	Chain tightener complete with sprocket.....	258 to 272	2 oz.
	Paddle, right (4 used).....	258 to 272	1 oz.
	Rivet, truss head, 5/16 x 3/4" (3 used).....		
	Paddle, left (4 used).....		
	Rivet, truss head, 5/16 x 3/4" (3 used).....		
	Shaft with sprocket, 1" Rd., 45-11/16" long.....		
	Distributer complete.....		
	Bushing, 19/32" O. D., 1-9/16" long.....		
	Set screw, 1/2" Dia., 1-5/16" long, cone point (8 used).....		

FEED SHAFT AND CONVEYOR MODEL 11



Part No.	Description	Lot No. All Incl.	Wt. Lbs.
67	Plain steel chain link (176 used).....	258 to 272	2 oz.
67 ARS	Steel attachment link, left (15 used).....	258 to 272	3 oz.
	Rivet, flat head, 5/16 x 5/8".....		
67 ALS	Steel attachment link, right (15 used).....	258 to 272	3 oz.
K 589	No. 13 Woodruff key, 3/16" thick, 1" long (2 used).....	258 to 272	1 oz.
K 599	No. 14 Woodruff key, 7/32" thick, 1" long.....	258 to 272	1 oz.
K 606	Grease fitting, 1/8" pipe thread, straight (2 used) Order K 621.....	258 to 272	1 oz.
K 616	Grease fitting, 1/8" pipe thread, 67-1/2 degree elbow, Order K 623.....	258 to 272	1 oz.
K 619	Grease fitting, 1/8" female pipe thread, straight Order K 625.....	258 to 272	1 oz.
K 621	Grease fitting, 1/8" pipe thread, straight (2 used).....	258 to 272	1 oz.
K 623	Grease fitting, 1/8" pipe thread, 67-1/2 degree elbow.....	258 to 272	1 oz.
K 625	Grease fitting, 1/8" female pipe thread, straight.....	258 to 272	1 oz.
K 642	Pipe nipple, 1/8" I. D., 7" long.....	258 to 272	2 oz.
K 851	Washer, 1-1/2" O. D., 15/16" I. D., 16 gauge (2 used) Order K 1768.....	258 to 272	1 oz.
K 877	Washer, 1-3/4" O. D., 1-1/8" I. D., 16 gauge. Order K 1868.....	258 to 272	1 oz.
K 1071	Spring cotter, 1/8" Dia., 3/4" long. Order 010214.....	258 to 272	1 oz.
K 1081	Spring cotter, 3/16" Dia., 1" long (2 used). Order 010229.....	258 to 272	1 oz.
K 1082	Spring cotter, 3/16" Dia., 1-1/4" long (2 used). Order 010230.....	258 to 272	1 oz.
K 1108	Spring cotter, 5/16" Dia., 1-1/2" long. Order 010256.....	258 to 272	1 oz.
K 1156	Set screw, 3/8" Dia., 5/8" long (2 used).....	258 to 272	1 oz.
K 1768	Washer, 1-1/2" O. D., 29/32" I. D., 1/16" thick.....		1 oz.
K 1868	Washer, 1-1/2" O. D., 1-1/8" I. D., 1/16" thick.....		1 oz.
010214	Cotter pin, 1/8 x 3/4".....		
010229	Cotter pin, 3/16 x 1".....		
010230	Cotter pin, 3/16 x 1-1/4".....		
010256	Cotter pin, 5/16 x 1-1/2".....		
201341	5-tooth sprocket, 1/16" bore (2 used).....		2-1/4
L 307	Conveyor guide with rivet (2 used).....	258 to 272	1/4
L 344	4 tooth idler sprocket (2 used).....	258 to 272	1
L 345	Angle feed bearing, 1-1/16" bore.....	258 to 272	3/4
L 347	5 tooth feed sprocket, 1-1/16" bore. (2 used). Order 201341.....	258 to 272	2
L 355	Feed bearing, right. 1-1/16" bore.....	258 to 272	2
L 357	Feed bearing, left, 1-1/16" bore.....	258 to 272	2
L 383	Ratchet wheel, 1-1/16" bore.....	258 to 272	12-1/4
L 481 A	Feed arm, complete with pawl and spring.....	258 to 272	7
311 SA	Feed pawl, 1/4 x 1-1/4" flat, 5-3/4" long.....	258 to 272	3/4
B381 SA	Conveyor slide complete, 1/8 x 3" flat, 5-1/8" long (2 used).....	258 to 272	1-1/4
	Bolt, carriage, 3/8 x 7/8" with lock washer.....		
503 S	Angle feed bearing plate.....	258 to 272	1/2
	Rivet, oval head, 3/8 x 3/4" (2 used).....		
A845 S	Conveyor bar with links, 1-3/8 x 1 x 5/32" angle, 34-1/4" long (14 used).....	258 to 272	3-1/4
878 S	Shaft, 1-1/16" Rd., 44-3/4" long.....	258 to 272	11-1/4
878 SA	Shaft complete with (2) 201341 sprockets.....	258 to 272	15
1345 S	Washer, 1-5/8" O. D., 15/16" I. D., 1/4" thick. Order 1585 S.....	258 to 272	1/4
1377 SA	Conveyor tightener with stud, right.....	258 to 272	2
	Bolt, machine, 3/8 x 1-3/4" (2 used).....		
1378 SA	Conveyor tightener with stud, left.....	258 to 272	2
	Bolt, machine, 3/8 x 1-3/4" (2 used).....		
1439 S	Extension spring, 5/8" O. D., 2-1/4" long, overall, 20 coils.....	258 to 272	2 oz.
1499 S	Feed pawl stud, 7/8" O. D., 2-17/32" long.....	258 to 272	1/4
1556 S	Stud for feed arm tube, 7/8" Dia., 2-3/4" long.....	258 to 272	1/4
1585 S	Feed pawl spacer.....		
1624 SA	Conveyor chain with No. 67 steel chain and A 845 S bar, 178 No. 67 plain links; 14 No. 67 ARS and 14 No. 67 ALS attachment links; 9 bars each followed by 6 plain links and 5 bars each followed by 7 plain links.....	258 to 272	81

FEED MECHANISM MODEL 11



Part No.	Description	Lot No. All Incl.	Wt. Lbs.
K 614	Grease fitting, 1/8" pipe thread, 30 degree elbow. Order K 622.	258 to 272	1 oz.
K 615	Grease fitting, 1/8" pipe thread, 45 degree elbow. (2 used).	258 to 272	1 oz.
K 616	Grease fitting, 1/8" pipe thread, 67-1/2 degree elbow, (2 used), Order K 623.	258 to 272	1 oz.
K 618	Grease fitting, 1/8" pipe thread, 90 degree elbow, Order K 624.	258 to 272	1 oz.
K 622	Grease fitting, 1/8" pipe thread, 30 degree elbow. Not illustrated.		1 oz.
K 623	Grease fitting, 1/8" pipe thread, 67-1/2 degree elbow, [Not illustrated].	258 to 272	1 oz.
K 624	Grease fitting, 1/8" pipe thread, 90 degree elbow, [Not illustrated].	258 to 272	1 oz.
K 851	Washer, 1-1/2 O. D., 15/16" I. D., 16 gauge (2 used) Order K 1768.	258 to 272	1 oz.
K 1067	Spring cotter, 3/32" Dia., 3/4" long. Order 010210.	258 to 272	1 oz.
K 1072	Spring cotter, 1/8" Dia., 1" long. Order 010215.	258 to 272	1 oz.
K 1080	Spring cotter, 3/16" Dia., 3/4" long. Order 010228.	258 to 272	1 oz.
K 1081	Spring cotter, 3/16" Dia., 1" long (2 used). Order 010229.	257 to 272	1 oz.
K 1082	Spring cotter, 3/16" Dia., 1-1/4" long (4 used). Order 010230.	258 to 272	1 oz.
K 1155	Set screw, 3/8" Dia., 5/8" long (2 used)	258 to 272	1 oz.
K 1507	Lever latch.		1/4
K 1768	Rivet, flat head, 1/4 x 3/4"		1 oz.
010210	Washer, 1-1/2" O. D., 29/32" I. D., 1/16" thick.		
010215	Cotter pin, 3/32 x 3/4"		
010228	Cotter pin, 1/8 x 1"		
010229	Cotter pin, 3/16 x 3/4"		
010230	Cotter pin, 3/16 x 1"		
L 296	Cotter pin, 3/16 x 1-1/4"		
L 302	Lever slide casting.	258 to 272	1/2
L 304	Retention pawl, short	258 to 272	1/2
L 314	Retention pawl long.	258 to 272	1/2
L 316	Double set collar.	258 to 272	1/2
L 338A	Slide collar.	258 to 272	1/2
L 383	Retention pawl, and spring support with steel pin.	258 to 272	1-3/4
L 472	Bolt, carriage, 3/8 x 1-1/2" (3 used).	258 to 272	12-1/4
L 472-3/4	Ratchet wheel, 1-1/16" bore.	258 to 272	2
L 474	Auxiliary feed arm bearing with rivets.	258 to 272	9-3/4
L 478A	Rivet, wagon box head, 3/8 x 3" (2 used).	258 to 272	1-1/4
L 480	Auxiliary feed arm complete, with arms, roller and spring.	258 to 272	3
L 481 A	Upper insert for feed arm tube.	258 to 272	1-1/4
L 515	Rivet, oval head, 1/4 x 1-3/4"	258 to 272	3
304 S	Auxiliary feed arm post with pin.	258 to 272	1-1/4
791 S	Bolt, carriage, 3/8 x 1-3/4"	258 to 272	7
920 S	Bolt, carriage, 3/8 x 2" (2 used).	258 to 272	1-3/4
965 S	Lower insert for feed arm tube.	258 to 272	1/4
	Rivet, oval head, 1/4 x 1-3/4"	258 to 272	1/4
	Feed arm complete with pawl and spring.	258 to 272	1 oz.
	Roller for feed arm.	258 to 272	1 oz.
	Lever latch Order K 1507.	258 to 272	1/4
	Rivet, flat head, 1/4 x 3/4"	258 to 272	1/4
	Feed rod guide, 1/8 x 2" flat, 2-5/16" long (2 used)	258 to 272	1 oz.
	Bolt, machine, 1/4 x 3/4" (2 used).	258 to 272	1 oz.
	Bushing, 9/16" O. D., 3/8" long.	258 to 272	1/4
	Bolt, machine, 3/8 x 1-1/4" with lock washer.	258 to 272	1/4
	Bushing, 7/8" (.870") O. D., 1-15/16" long.	258 to 272	1/4
	Bolt, machine, 1/2 x 3-1/4" with lock washer.	258 to 272	1/4

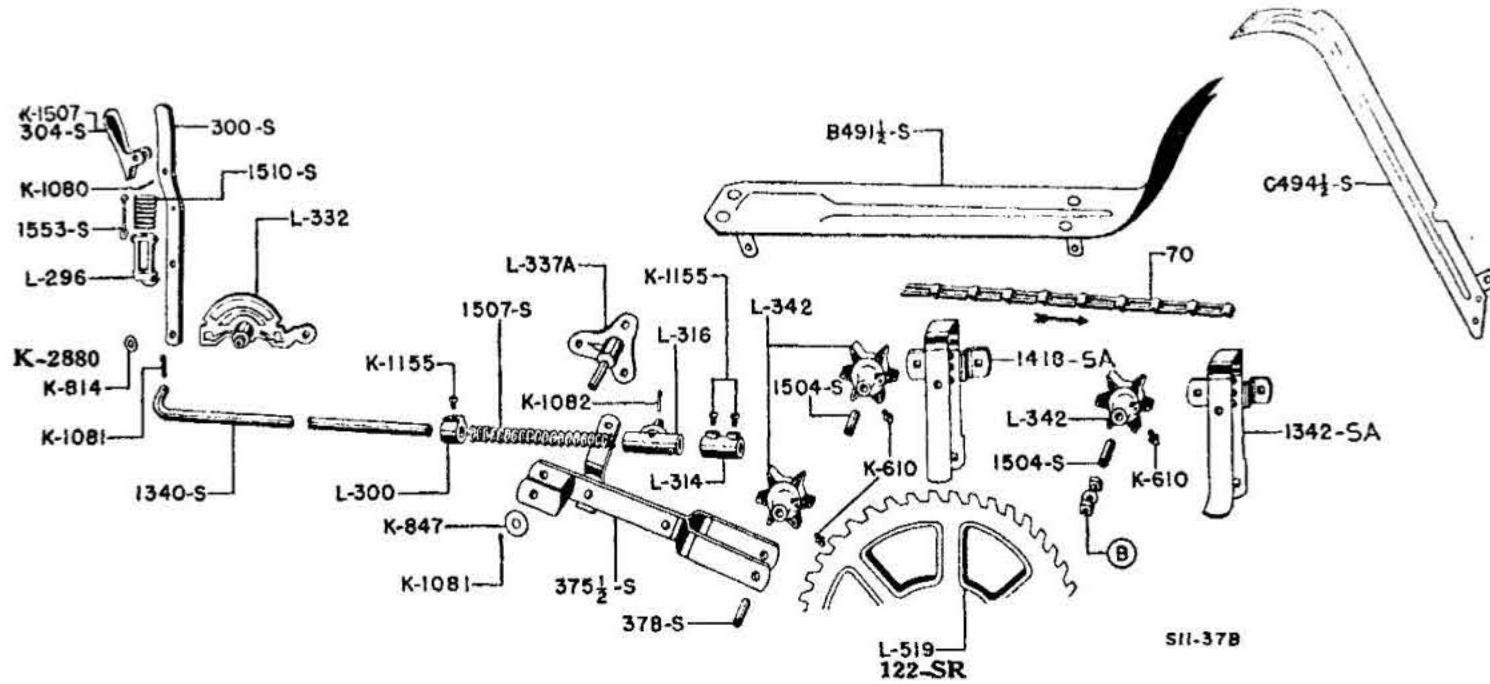
FEED MECHANISM—Continued

MODEL 11

Part No.	Description	Lot No. All Incl.	Wt. Lbs.
1073 SA	Ratchet wheel shield.....	258 to 272	5-1/2
	Bolt, carriage, 5/16 x 1-1/4" (2 used).....		
1232 S	Inner ratchet wheel shield.....	258 to 272	1
	Bolt, carriage, 1/4 x 1/2" with lock washer (4 used).....		
1328 S	Side plate for auxiliary feed arm, outer.....	258 to 272	2
A1328 S	Side plate for auxiliary feed arm with spring stud, inner.....	258 to 272	2
1330 S	Feed roller bolt, 5/8" Dia., 2-7/8" long.....	258 to 272	1/4
1331 S	Bushing for feed roller, 1" (.997") O. D., 1-15/16" long.....	258 to 272	1/4
★ 1341 S	Feed rod, 1/2" Rd., 91-3/8" long.....	258 to 272	5-1/4
1347-1/2 S	Distributor chain shield.....	258 to 272	6
	Bolt, oven head, 1/4 x 1/2" with lock washer (2 used).....		
	Bolt, machine, 3/8 x 1-1/4" with lock washer.....		
1348 S	Auxiliary feed arm shield.....	258 to 272	4
	Bolt, machine, 5/16 x 3/4" with lock washer.....		
1350 S	Feed lever bracket, 3/16 x 4-3/4" flat, 2-5/8" long.....	258 to 272	3/4
	Bolt, machine, 5/16 x 3/4" with lock washer (2 used).....		
	Bolt, machine, 3/8 x 1-1/4" with lock washer.....		
★ 1351 S	Feed lever, 5/16 x 1-1/4" flat, 25-3/4" long.....	258 to 272	2-3/4
	Bolt, machine, 3/8 x 1-1/4" with lock washer.....		
★ 1351-1/2 S	Feed lever complete, with latch, slide and spring.....	258 to 272	4
★ 1352 S	Feed lever sector, 5/16 x 1-1/4" flat, 17-1/2" long.....	258 to 272	2
	Bolt, machine, 3/8 x 1" with lock washer.....		
	Bolt, carriage, 3/8 x 1-1/2".....		
1421 SA	Feed mechanism connecting tube.....	258 to 272	4-3/4
1510 S	Compression spring, 11/16 x 1-9/16 x 2-1/2" long, 7-3/4 coils.....	258 to 272	1/4
1512 S	Extension spring with bolt, 7/8" O. D., 5-1/2" long overall, 39 coils.....	258 to 272	1/4
1545 S	Compression spring, 13/16" O. D., 3/8" long, 3 coils.....	258 to 272	2 oz.
1553 S	Lever wire, 3/16" Dia., 6-1/4" long.....	258 to 272	4-3/4

★ Not available.

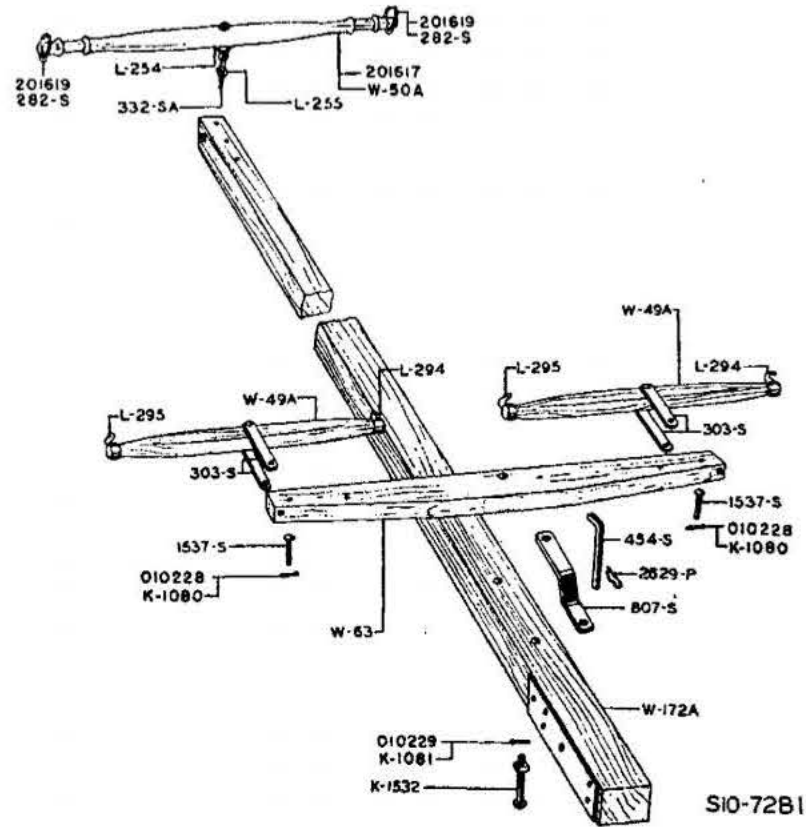
MAIN DRIVE MODEL 11



Part No.	Description	Lot No. All Incl.	Wt. Lbs.
70	Steel chain link (complete chain 56 links).....	258 to 272	2 oz.
K 610	Grease fitting, 5/16" drive type. (3 used).....	258 to 272	1 oz.
K 814	Washer, 1" O. D., 7/16" I. D., 16 gauge. Order K 2880.....	258 to 272	1 oz.
K 847	Washer, 1-1/2" O. D., 21/32" I. D., 13 gauge.....	258 to 272	1 oz.
K 1080	Spring cotter, 3/16" Dia., 3/4" long. Order 010228.....	258 to 272	1 oz.
K 1081	Spring cotter, 3/16" Dia., 1" long (2 used). Order 010229.....	258 to 272	1 oz.
K 1082	Spring cotter, 3/16" Dia., 1-1/4" long. Order 010230.....	258 to 272	1 oz.
K 1155	Set screw, 3/8" Dia., 5/8" long. (3 used).....	258 to 272	1 oz.
K 1507	Lever latch.....		1/4
	Rivet, flat head, 1/4 x 3/4".....		
K 2880	Washer, 1" O. D., 7/16 I. D., 1/16" thick.....		
010228	Cotter pin, 3/16 x 3/4".....		
010229	Cotter pin, 3/16 x 1".....		
010230	Cotter pin, 3/16 x 1-1/4".....		
L 296	Lever slide casting.....	258 to 272	1/2
L 300	Single set collar.....	258 to 272	1/4
L 314	Double set collar.....	258 to 272	1/2
L 316	Slide collar.....	258 to 272	1/2
L 332	Drive lever sector.....	258 to 272	2
	Bolt, carriage, 3/8 x 1-1/2".....		
	Bolt, carriage, 3/8 x 2-3/4".....		
L 337 A	Drive arm post with pin.....	258 to 272	3
	Bolt, carriage, 3/8 x 1-3/4" (3 used).....		
L 342	6 tooth idler sprocket (3 used).....	258 to 272	1-3/4
	Bolt, machine, 3/8 x 3-1/4" with lock washer when used in 375-1/2 S drive arm		
	Bolt, machine, 3/8 x 3-3/4" with lock washer when used in 1342 SA and		
	1418 SA chain straddlers.....		
L 519	32 tooth main drive sprocket. Order 122 SR.....	258 to 272	23-1/2
	Bolt, machine, 1/2 x 1-3/4" with lock washer (3 used).....		
300 S	Drive lever, 5/16 x 1-1/4" flat, 16" long.....	258 to 272	1-3/4
300-1/2 S	Drive lever complete with latch, slide and spring.....	258 to 272	2-3/4
304 S	Lever latch. Order K 1507.....	258 to 272	1/4
375-1/2 S	Drive arm complete with sprocket.....	258 to 272	5-1/2
378 S	Bushing, 19/32" O. D., 2-5/16" long.....	258 to 272	1 oz.
B491-1/2 S	Drive chain shield, 4 x 32-3/4" long, 18 gauge.....	258 to 272	3
	Bolt, oven head, 1/4 x 1/2" with lock washer (2 used).....		
	Bolt, carriage, 5/16 x 1-1/4" (2 used).....		
BC494-1/2 S	Upper cylinder chain shield, 5-1/2 x 29" long, 18 gauge.....	258 to 272	3
	Bolt, oven head, 1/4 x 1/2" with lock washer (2 used).....		
	Bolt, carriage, 3/8 x 1-3/4".....		
1340 S	Drive rod, 9/16" Rd., 72-1/2" long.....	258 to 272	5
1342 SA	Rear chain straddler with bracket.....	258 to 272	3
	Bolt, carriage, 3/8 x 1-1/2" (3 used).....		
★ 1418 SA	Front chain straddler with bracket.....	258 to 272	3
	Bolt, carriage, 3/8 x 1-1/2" (3 used).....		
1504 S	Bushing, 19/32" O. D., 2-7/16" long.....	258 to 272	2 oz.
1507 S	Compression spring, 7/8" O. D., 7" long, 23 coils.....	258 to 272	1/4
1510 S	Compression spring, 11/16 x 1-9/16 x 2-1/2" long, 7-3/4 coils.....	258 to 272	1/4
1553 S	Lever wire, 3/16" Dia., 6-1/2" long.....	258 to 272	2 oz.
122 SR	32 tooth main drive sprocket.....		23-1/2
	Bolt, machine, 1/2 x 1-3/4" (3 used).....		

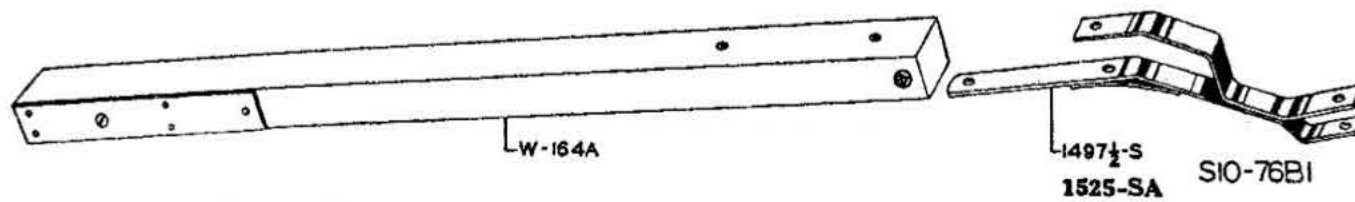
★ Not available.

POLE AND HITCH MODEL 11



Part No.	Description	Lot No. All Incl.	Wt. Lbs.
K 1080	Spring cotter, 3/16" Dia., 3/4" long (2 used). Order 010228.	258 to 272	1 oz.
K 1081	Spring cotter, 3/16" Dia., 1" long. Order 010229.	258 to 272	1 oz.
K 1532	Bolt, carriage, 1/2 x 4", drilled for cotter.	258 to 272	1/4
010228	Cotter pin, 3/16" x 3/4"		
010229	Cotter pin, 3/16" x 1"		
L 254	Neckyoke washer.	258 to 272	1/4
L 255	Pole washer.	258 to 272	1/4
L 294	Singletree hook, right (2 used).	258 to 272	1/2
L 295	Singletree hook, left (2 used).	258 to 272	1/2
2629 P	Spring clip.	258 to 272	2 oz.
282 S	Ferrule and ring for neckyoke (2 used). Order 201619.	258 to 272	3/4
303 S	Singletree strap, 3/16 x 1-1/4" flat, 9" long (4 used).	258 to 272	1/2
	Rivet, oval head, 3/8 x 2-1/2"		
332 SA	Eyebolt for neckyoke.	258 to 272	3/4
454 S	Hammer strap pin, 5/8" Rd., 7-1/8" long.	258 to 272	1/2
807 S	Hammer strap, 5/16 x 1-1/2" half oval, 11-3/4" long.	258 to 272	1
1537 S	Pin for doubletree, 3/8" Dia., 2-3/4" long, W. B. head (2 used).	258 to 272	2 oz.
W 49A	Singletree complete (2 used).	258 to 272	
W 50A	Neckyoke, complete. Order 201617.	258 to 272	
W 63	Doubletree.	258 to 272	
W 172A	Pole.	258 to 272	
201617	Neckyoke, complete.		
201619	Ferrule and ring for neckyoke.		

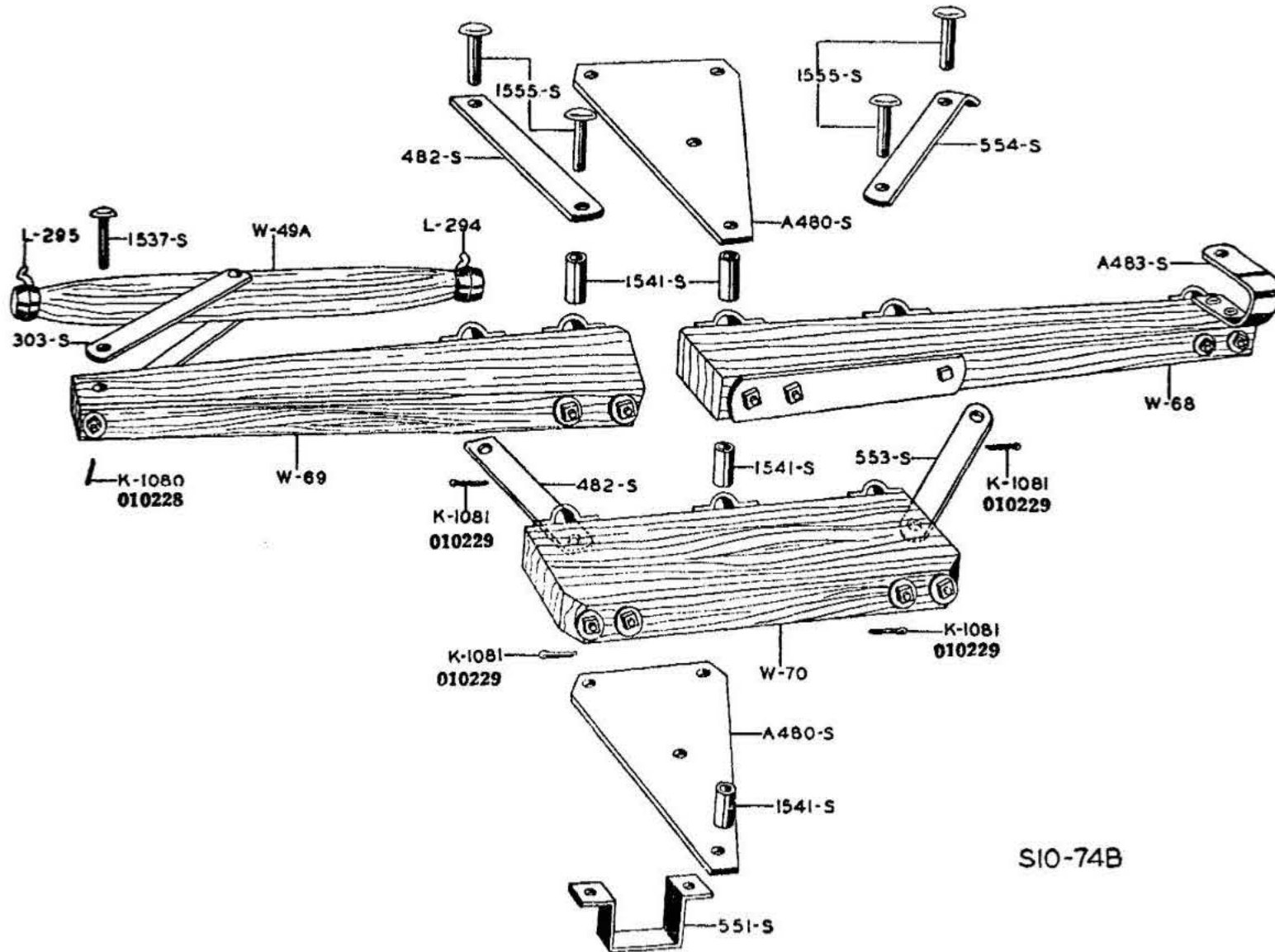
TRACTOR HITCH MODEL 11



Part No.	Description	Lot No. All Incl.	Wt. Lbs.
1497-1/2 S	Hitch irons complete, Order 1525 SA.	258 to 272	8-3/4
	Bolt, carriage, 1/2 x 4"		
	Bolt, machine, 1/2 x 4"		
1525 SA	Hitch irons, complete.		8-3/4
	Bolt, machine, 1/2 x 4-1/2" with lock washer, (2 used).		
W 164A	Stub tongue.	258 to 272	

THREE HORSE HITCH

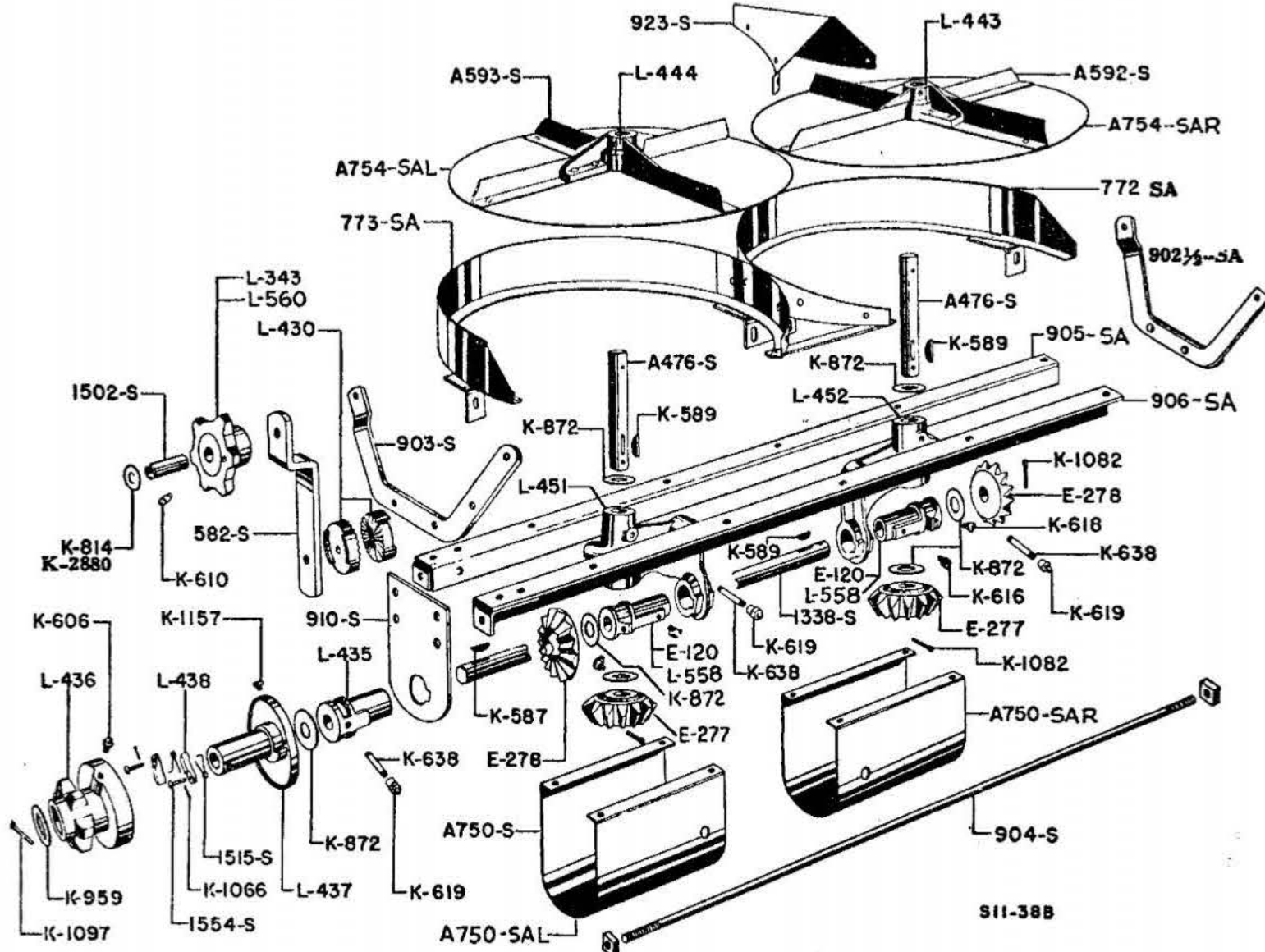
MODEL 11



S10-74B

Part No.	Description	Lot No. All Incl.	Wt. Lbs.
K 1080	Spring cotter, 3/16" Dia., 3/4" long. Order 010228.	258 to 272	1 oz.
K 1081	Spring cotter, 3/16" Dia., 1" long (4 used). Order 010229.	258 to 272	1 oz.
010228	Cotter pin, 3/16 x 3/4"		
010229	Cotter pin, 3/16 x 1"		
L 294	Singletree hook, right.	258 to 272	1/2
L 295	Singletree hook, left.	258 to 272	1/2
303 S	Singletree strap, 3/16 x 1-1/4" flat, 9" long (2 used).	258 to 272	1/2
A480 S	Rivet, oval head, 3/8 x 2-1/2" Center plate (2 used).	258 to 272	5-1/4
482 S	Bolt, machine, 5/8 x 3" (2 used) Bolt, machine, 5/8 x 6" (2 used) Three horse bar strap, left, 1/4 x 1-1/2" flat, 10" long (2 used).	258 to 272	1-1/4
A483 S	Clevis, 5/16 x 2-1/4" flat, 12" long.	258 to 272	2-1/2
551 S	Bolt, carriage, 3/8 x 2-1/2" (2 used)	258 to 272	1-1/4
553 S	Pole strap, 3/16 x 1-3/4" flat, 12-3/4" long.	258 to 272	1-1/4
554 S	Three horse bar strap, right, 1/4 x 1-1/2" flat, 10-1/2" long.	258 to 272	1-1/4
1537 S	Three horse bar slide strap, right, 1/4 x 1-1/2" flat, 12" long.	258 to 272	1-1/4
1541 S	Pin, 3/8" Dia., 2-3/4" long, W. B. head.	258 to 272	2 oz.
1555 S	Bushing, 27/32" (.840") O. D., 1-7/8" long (4 used).	258 to 272	2 oz.
W 49A	Pin, 5/8" Dia., 3" long, oval head (4 used).	258 to 272	1/4
W 68	Singletree complete.	258 to 272	
W 69	Three-horse bar, no irons, right, 29" long.	258 to 272	
W 70	Three-horse bar, no irons, left, 31-1/2" long. Equalizer bar, 20" long.	258 to 272	

LIME ATTACHMENT DISC ASSEMBLY MODEL 11



Part No.	Description	Lot No. All Incl.	Wt. Lbs.
E 120	Bearing, 1" bore. Order L 558.	258 to 272	1-1/2
E 277	13 tooth bevel gear, 1" bore. (2 used).	258 to 272	1-1/4
E 278	14 tooth bevel gear, 1" bore. (2 used).	258 to 272	1-1/2
K 587	No. 26 Woodruff key, 3/16" thick, 1-3/4" long.	258 to 272	1 oz.
K 589	No. 13 Woodruff key, 3/16" thick, 1" long. (4 used).	258 to 272	1 oz.
K 606	Grease fitting, 1/8" pipe thread, straight, Order K 621.	258 to 272	1 oz.
K 610	Grease fitting, 5/16" drive type.	258 to 272	1 oz.
K 616	Grease fitting, 1/8" pipe thread, 67-1/2 degree elbow, (2 used), Order K 623.	258 to 272	1 oz.
K 618	Grease fitting, 1/8" pipe thread, 90 degree elbow, (2 used), Order K 624.	258 to 272	1 oz.
K 619	Grease fitting, 1/8" female pipe thread, straight, (2 used), Order K 625.	258 to 272	1 oz.
K 621	Grease fitting, 1/8" pipe thread, straight. [Not illustrated].	258 to 272	1 oz.
K 623	Grease fitting, 1/8" pipe thread, 67-1/2 degree elbow.	258 to 272	1 oz.
K 624	Grease fitting, 1/8" pipe thread, 90 degree elbow.	258 to 272	1 oz.
K 625	Grease fitting, female pipe thread, straight.	258 to 272	1 oz.
K 638	Pipe nipple, 1/8" I. D., 1-1/2" long. (3 used)	258 to 272	1 oz.
K 814	Washer, 1" O. D., 7/16" I. D., 16 gauge. Order K 2880.	258 to 272	1 oz.
K 872	Washer, 1-3/4" O. D., 1-1/32" I. D., 16 gauge (7 used).	258 to 272	1 oz.
K 959	Washer, 2-1/2" O. D., 1-11/16" I. D., 16 gauge.	258 to 272	1 oz.
K 1066	Spring cotter, 3/32" Dia., 1/2" long (2 used). Order 010209.	258 to 272	1 oz.
K 1082	Spring cotter, 3/16" Dia., 1-1/4" long (3 used). Order 010230.	258 to 272	1 oz.
K 1097	Spring cotter, 1/4" Dia., 2-1/4" long. Order 010246.	258 to 272	1 oz.
K 1157	Set screw, 3/8" Dia., 5/8" long, cross drilled.	258 to 272	1 oz.
K 2880	Washer, 1" O. D., 7/16" I. D., 1/16" thick.		
010229	Cotter pin, 3/32" x 1/2"		
010230	Cotter pin, 3/16 x 1-1/4"		
010246	Cotter pin, 1/4 x 2-1/4"		
L 343	6 tooth idler sprocket.	258 to 272	1
	Bolt, machine, 3/8 x 2-1/2" with lock washer.		
AL 343	6 tooth idler sprocket with bolt and bushing. Order AL 571A.	258 to 272	1-1/2
L 430	Tightener ratchet. (2 used).	258 to 272	1/2
L 435	Bearing, 1" bore.	258 to 272	1
L 436	6 tooth ratchet sprocket.	258 to 272	3
AL 436	Six tooth ratchet sprocket with ratchet clutch, pawl and spring.	258 to 272	6-1/4
L 437	Ratchet clutch, with pawls and springs, 1" bore.	258 to 272	3-1/4
L 438	Clutch pawl.	258 to 272	2 oz.

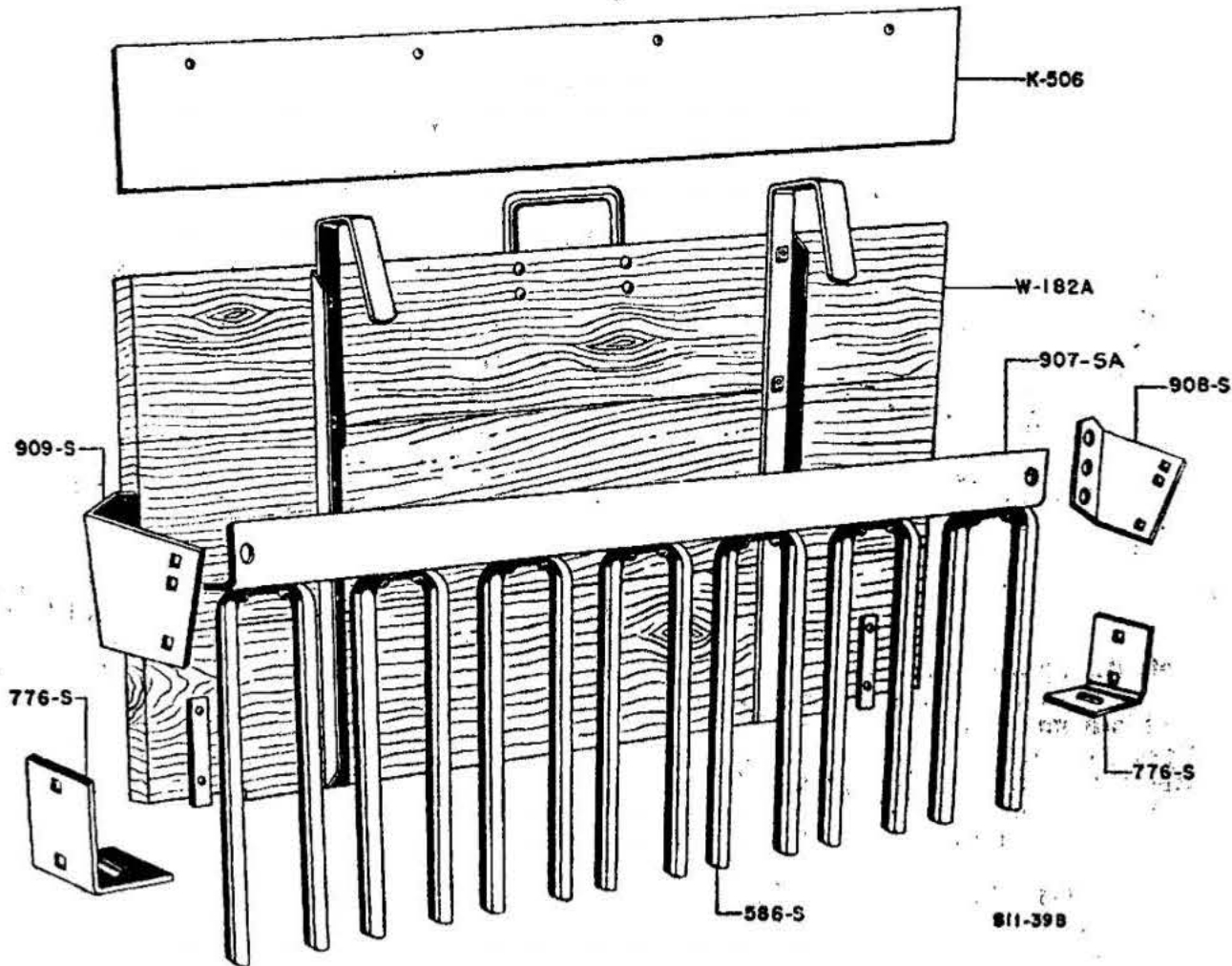
LIME ATTACHMENT DISC ASSEMBLY—Continued

MODEL 11

Part No.	Description	Lot No. All Incl.	Wt. Lbs.
L 443	Disc spider, right..... Bolt, machine, 5/16 x 2-1/4" with lock washer..... Rivet, wagon box head, 1/4 x 7/8" (8 used).....	258 to 272	3-1/2
L 444	Disc spider, left..... Bolt, machine, 5/16 x 2-1/4" with lock washer..... Rivet, wagon box head, 1/4 x 7/8" (8 used).....	258 to 272	3-1/2
L 451	Double bearing, left..... Bolt, machine, 3/8 x 2-3/4" with lock washer (3 used).....	258 to 272	4-3/4
L 452	Double bearing, right..... Bolt, machine, 3/8 x 2-3/4" with lock washer (3 used).....	258 to 272	4-3/4
L 558	Bearing, 1" bore.....		1-1/2
L 560	6 tooth tightener sprocket. Order L 343..... Bolt, machine, 3/8 x 2-1/2" with lock washer.....		1
AL 560	6 tooth tightener sprocket with bolt and bushing. Order AL 571A.....		1-1/4
A576 S	Vertical shaft, 1" Rd., 6-5/8" long.....	258 to 272	1-1/2
582 S	Chain tightener arm, 5/16 x 1-1/2" flat, 7-3/4" long..... Bolt, machine, 3/8 x 2-1/4" with lock washer.....	258 to 272	1
AA 582 S	Chain tightener, complete with sprocket, bolt and bushing. Order AA 582 S-1.....	258 to 272	2-1/4
AA 582 S1	Chain tightener, complete.....		
A592 S	Disc wing, right. (4 used)..... Rivet, wagon box head, 1/4 x 3/8"..... Rivet, wagon box head, 1/4 x 7/8" (2 used).....	258 to 272	1
A593 S	Disc wing, left (4 used)..... Rivet, wagon box head, 1/4 x 3/8"..... Rivet, wagon box head, 1/4 x 7/8" (2 used).....	258 to 272	1
A750 SAR	Bearing shield, right, 9-1/2 x 16-3/8" long, 18 gauge..... Bolt, machine, 1/4 x 1/2" with lock washer (4 used).....	258 to 272	3
A750 SAL	Bearing shield, left, 9-1/2 x 16-3/8" long, 18 gauge..... Bolt, machine, 1/4 x 1/2" with lock washer (4 used).....	258 to 272	3
A754 SAR	Disc complete, right..... Bolt, machine, 5/16 x 2-1/4" with lock washer.....	258 to 272	11
A754 SAL	Disc complete, left..... Bolt, machine, 5/16 x 2-1/4" with lock washer.....	258 to 272	11
772 SA	Disc guard complete, right..... Bolt, machine, 5/16 x 3/4" with lock washer (2 used).....	258 to 272	4
773 SA	Disc guard complete, left..... Bolt, machine, 5/16 x 3/4" with lock washer (2 used).....	258 to 272	4
902-1/2 S	Main hanger, right, 5/16 x 1-1/2" flat, 25" long..... Bolt, machine, 3/8 x 7/8" with lock washer (2 used)..... Bolt, carriage, 3/8 x 2-1/4".....	258 to 272	3-1/4
903 S	Main hanger, left, 5/16 x 1-1/2" flat, 20-1/2" long..... Bolt, carriage, 3/8 x 2".....	258 to 272	3
904 S	Cross rod, with nuts, 3/8" Rd., 41-3/4" long.....	258 to 272	1-1/4
905 SA	Front main angle with clip, 1-3/8 x 1-3/8 x 5/32" angle, 42-7/8" long.....	258 to 272	5
906 SA	Rear main angle with clip, 1-3/8 x 1-3/8 x 5/32" angle, 42-7/8" long.....	258 to 272	5
910 S	Bearing plate, 1/4 x 4-1/2" flat, 9-5/8" long..... Bolt, machine, 3/8 x 1" with lock washer (4 used).....	258 to 272	3
923 S	Divider..... Bolt, oven head, 1/4 x 1/2" with lock washer (4 used)..... Bolt, oven head, 1/4 x 3/4" with lock washer.....	258 to 272	3/4
1338 S	Shaft, 1" Rd., 34-11/16" long.....	258 to 272	7-3/4
1502 S	Bushing, 19/32" O. D., 1-9/16" long.....	258 to 272	1 oz.
1515 S	Torsion spring for pawl (2 used).....	258 to 272	1 oz.
1554 S	Pin for pawl, 1/4" Dia., 1" long, W. B. head (2 used).....	258 to 272	1 oz.

LIME ATTACHMENT END BOARD AND TINE RAKE

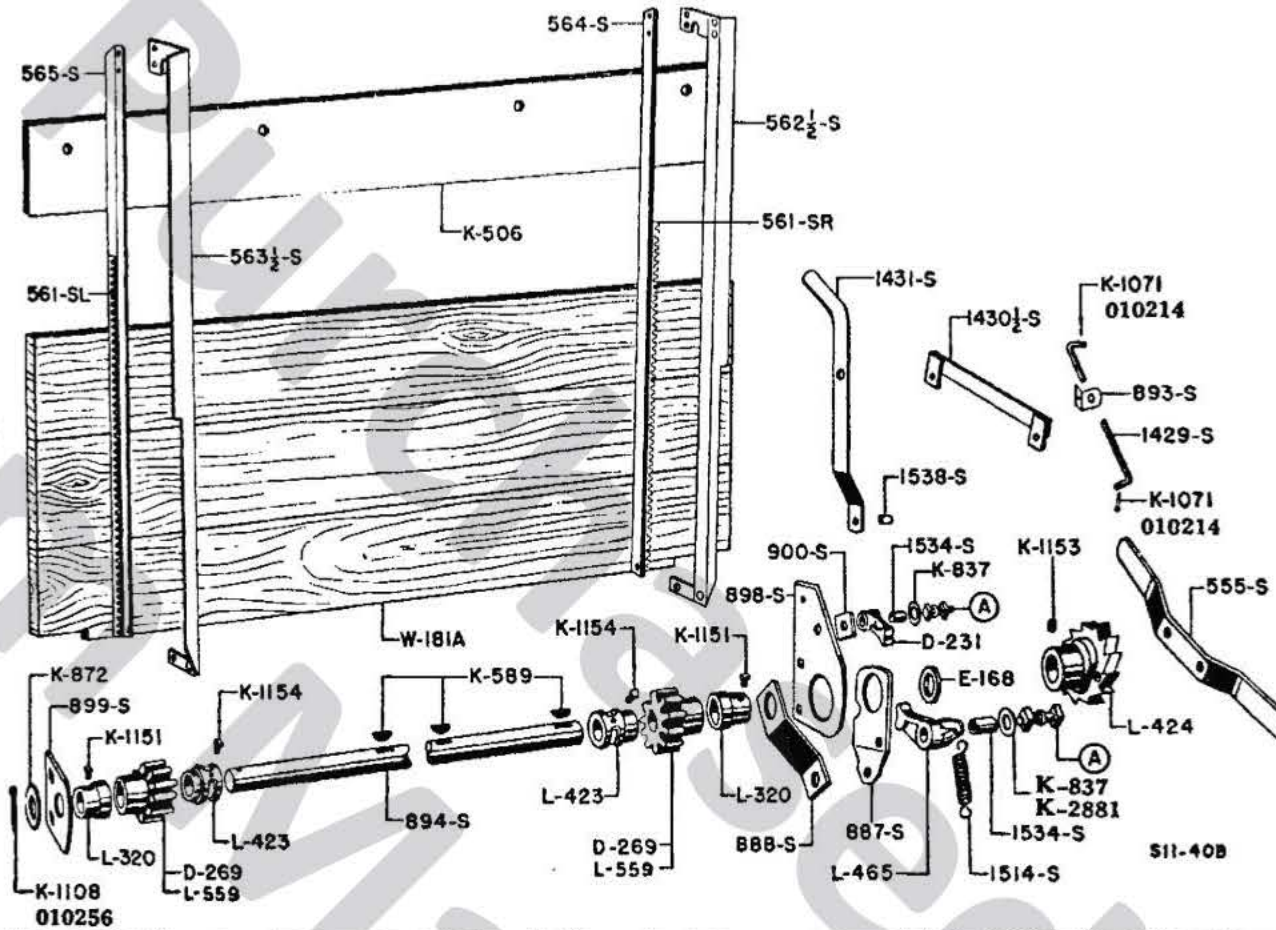
MODEL 11



Part No.	Description	Lot No. All Incl.	Wt. Lbs.
K 506	Retainer on front endgate, 6" wide, 37" long.....	258 to 272	4
586 S	Bolt, carriage, 1/4 x 1-1/4" (4 used)..... Rake tines, 5/16 x 1-1/4" half oval, 23-1/2" long (7 used)	258 to 272	1-3/4
776 S	Rivet, oval head, 5/16 x 7/8" (2 used)..... Tine support, 3 x 2 x 3/16" angle, 2-1/2" long (2 used).....	258 to 272	1/2
907 SA	Bolt, carriage, 5/16 x 1-1/2" (2 used)..... Tine rake complete.....	258 to 272	19-1/2
908 S	Rake support bracket, right.....	258 to 272	1
909 S	Bolt, carriage, 1/4 x 1-1/2" (3 used)..... Bolt, machine, 1/2 x 1" with lock washer..... Rake support bracket, left.....	258 to 272	1
W 182A	Bolt, carriage, 1/4 x 1-1/2" (3 used)..... Bolt, machine, 1/2 x 1" with lock washer..... Endboard complete.....	258 to 272	

ENDGATE ATTACHMENT TAIL BOARD

MODEL 11



Part No.	Description	Lot No. All Incl.	Wt. Lbs.
D 231	Retention pawl.	258 to 272	1/2
D 269	Bolt, machine, 1/2 x 2-1/4" with lock washer.	258 to 272	1-3/4
E 168	10 tooth spur gear (2 used). Order L 559.	258 to 272	2 oz.
K 506	Spacer washer.	258 to 272	4
K 589	Retainer on front endgate, 6 x 37" long.	258 to 272	4
K 837	Bolt, carriage, 1/4 x 1-1/4" (4 used).	258 to 272	1 oz.
K 872	No. 13 Woodruff key, 3/16" thick, 1" long (3 used).	258 to 272	1 oz.
K 1071	Washer, 1-3/8" O. D., 9/16" I. D., 16 gauge (2 used). Order K 2881.	258 to 272	1 oz.
K 1108	Washer, 1-3/4" O. D., 1-1/32" I. D., 16 gauge.	258 to 272	1 oz.
K 1151	Spring cotter, 1/8" Dia., 3/4" long (2 used). Order 010214.	258 to 272	1 oz.
K 1153	Spring cotter, 5/16" Dia., 1-1/2" long. Order 010256.	258 to 272	1 oz.
K 1154	Set screw, 5/16" Dia., 5/16" long (2 used).	258 to 272	1 oz.
K 1263	Set screw, 3/8" Dia., 3/8" long, hollow head.	258 to 272	1 oz.
K 2881	Set screw, 3/8" Dia., 1/2" long. (2 used).	258 to 272	1 oz.
010214	Hollow head set screw wrench, 3/8". (Not illustrated)	258 to 272	2 oz.
010256	Washer, 1-3/8" O. D., 9/16" I. D., 1/16" thick.	258 to 272	2 oz.
L 320	Cotter pin, 1/8 x 3/4"	258 to 272	3/4
L 423	Cotter pin, 5/16 x 1-1/2"	258 to 272	1/2
L 424	Set collar, 1" bore (2 used).	258 to 272	3-1/4
L 465	Spacer collar, 1" bore (2 used).	258 to 272	1/2
L 559	Ratchet.	258 to 272	3-1/4
555 S	Ratchet pawl.	258 to 272	1/2
561 SR	Bolt, machine, 1/2 x 2-1/4" with lock washer.	258 to 272	1-3/4
561 SL	Ten tooth spur gear (2 used).	258 to 272	2
562-1/2 S	Handle for ratchet, 1/4 x 1-1/2" flat, 17-1/2" long.	258 to 272	2
563-1/2 S	Rivet, oval head, 3/8 x 1-1/4" (2 used).	258 to 272	3-1/4
564 S	Gear tooth angle, right, 1 x 1 x 1/4" angle, 25-25/32" long.	258 to 272	3-1/4
565 S	Gear tooth angle, left, 1 x 1 x 1/4" angle, 25-25/32" long.	258 to 272	3-1/4
887 S	Rear guide angle, right, 1-1/4 x 1-1/4 x 5/32" angle, 40-5/8" long.	258 to 272	4-3/4
888 S	Bolt, machine, 5/16 x 1" with lock washer (2 used).	258 to 272	4-3/4
893 S	Bolt, machine, 3/8 x 7/8" with lock washer (2 used).	258 to 272	4-3/4
894 S	Rear guide angle, left, 1-1/4 x 1-1/4 x 5/32" angle, 40-5/8" long.	258 to 272	4-3/4
	Bolt, machine, 5/16 x 1" with lock washer (2 used).	258 to 272	4-3/4
	Bolt, machine, 3/8 x 7/8" with lock washer (2 used).	258 to 272	4-3/4
	Front guide angle, right, 1-3/8 x 1-3/8 x 5/32" angle, 40-5/8" long.	258 to 272	4-3/4
	Front guide angle, left, 1-3/8 x 1-3/8 x 5/32" angle, 40-5/8" long.	258 to 272	4-3/4
	Ratchet arm, 3/16 x 2-3/4" flat, 7-7/8" long.	258 to 272	1/2
	Brace for ratchet arm, 3/16 x 1-1/2 x 5-1/2" long.	258 to 272	1/2
	Supporting rod.	258 to 272	1/4
	Bolt, carriage, 1/4 x 1-1/4"	258 to 272	1/4
	Raising shaft, 1" Rd., 41-7/8" long.	258 to 272	9-1/4

ENDGATE ATTACHMENT TAIL BOARD—Continued

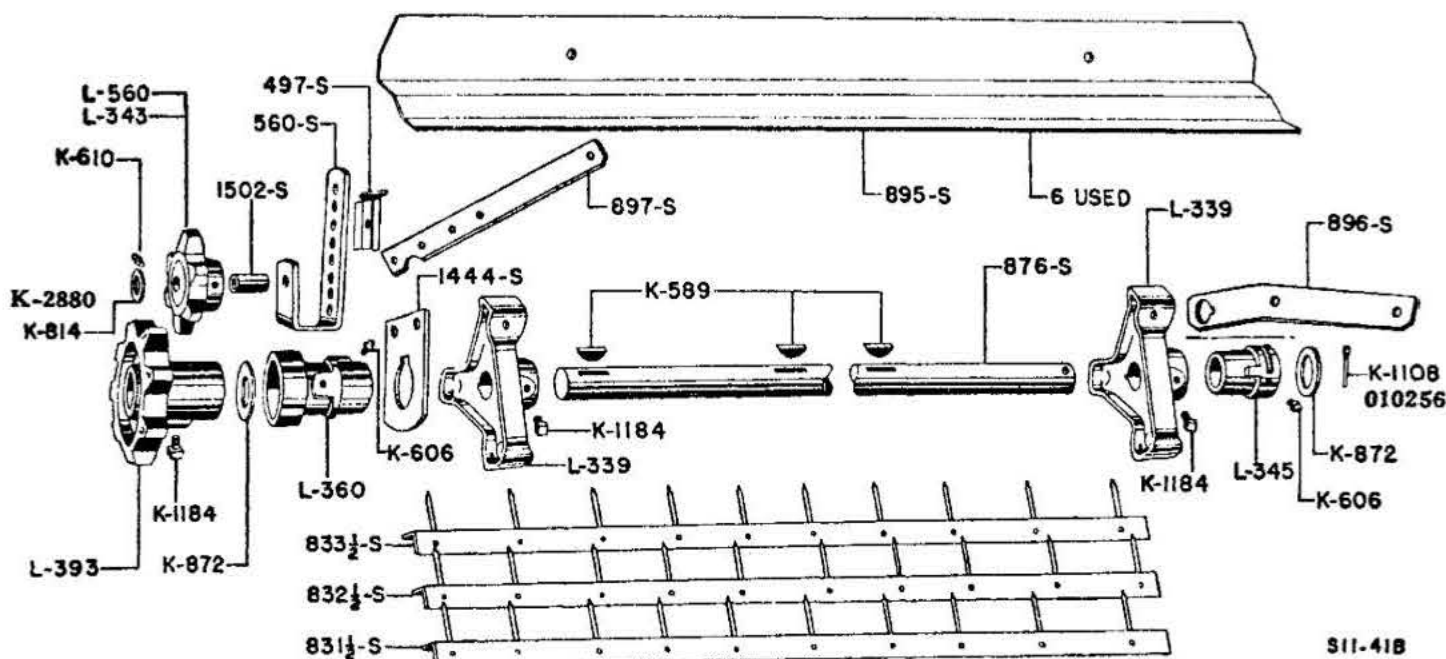
MODEL 11

Part No.	Description	Lot No. All Incl.	Wt. Lbs.
..... 898 S	Bearing plate, right, 3/16 x 4" flat, 6-5/8" long.....	258 to 272	1-1/2
..... 899 S	Bolt, carriage, 3/8 x 1" with lock washer (2 used)..... Bearing plate, left, 3/16 x 3" flat, 3-1/2" long.....	258 to 272	3/4
..... 900 S	Bolt, carriage, 3/8 x 7/8" with lock washer (2 used)..... Spacer for pawl, 1/4 x 1-1/4" flat, 1-1/4" long.....	258 to 272	2 oz.
..★.. 1429 S	Connecting rod, 3/8" Rd., 113" long.....	258 to 272	3-1/2
..★.. 1430-1/2 S	Guide for front control lever.....	258 to 272	3/4
.....	Bolt, carriage, 5/16 x 1-1/2".....		
.....	Bolt, machine, 3/8 x 1-3/4".....		
..★.. 1431 S	Front control lever, 3/16 x 1-1/4" flat, 23-11/16" long.....	258 to 272	1-1/2
.....	Bolt, machine, 3/8 x 1-1/2" with lock washer.....		
..... 1514 S	Extension spring, 5/8" O. D., 2-1/4" long, overall 3-1/2" long, 41 coils.....	258 to 272	2 oz.
..... 1534 S	Bushing, 11/16" O. D., 1-1/16" long.....	258 to 272	1 oz.
..... 1538 S	Bushing, 9/16" O. D., 1/4" long.....	258 to 272	1 oz.
..... W 181A	Endgate complete.....	258 to 272	
.....	"A" Machine bolt, 1/2" Dia., 2-1/4" long with lock washer.....		

★ Not available.

ENDGATE ATTACHMENT BEATER

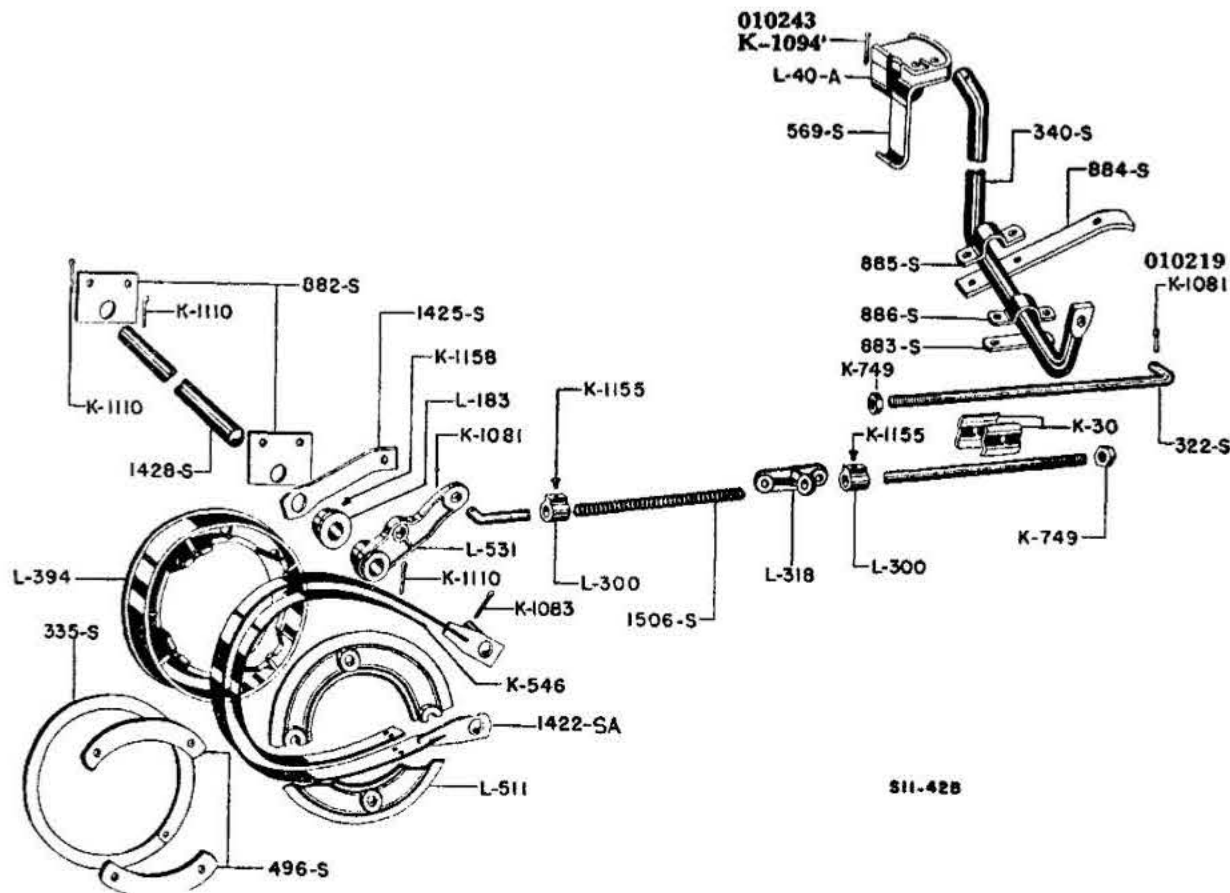
MODEL 11



S11-418

Part No.	Description	Lot No. All Incl.	Wt. Lbs.
K 589	No. 13 Woodruff key, 3/16" thick, 1" long. (3 used)	258 to 272	1 oz.
K 606	Grease fitting, 1/8" pipe thread, straight, (2 used), Order K 621	258 to 272	1 oz.
K 610	Grease fitting, 5/16" drive type	258 to 272	1 oz.
K 621	Grease fitting, 1/8" pipe thread, straight. [Not illustrated]	258 to 272	1 oz.
K 814	Washer, 1" O. D., 7/16" I. D., 16 gauge. Order K 2880	258 to 272	1 oz.
K 872	Washer, 1-3/4" O. D., 1-1/32" I. D., 16 gauge (2 used)	258 to 272	1 oz.
K 1108	Spring cotter, 5/16" Dia., 1-1/2" long. Order 010256	258 to 272	1 oz.
K 1184	Set screw, 1/2" Dia., 3/4" long. (3 used)	258 to 272	1 oz.
K 2880	Washer, 1" O. D., 7/16" I. D., 1/16" thick		
010256	Cotter pin, 5/16 x 1-1/2"		
L 339	Beater head, 1" bore. (2 used)	258 to 272	2-3/4
L 343	6 tooth idler sprocket	258 to 272	2-3/4
AL 343	6 tooth idler sprocket with bolt and bushing. Order AL 571A	258 to 272	1-1/4
L 345	Bearing, right, Order L 567	258 to 272	3/4
L 360	Bearing, left	258 to 272	1
L 393	8 tooth sprocket, 1" bore	258 to 272	2-1/4
L 560	6 tooth tightener sprocket. Order L 343		1
	Bolt, machine, 3/8 x 2-1/2" with lock washer		
AL 560	6 tooth tightener sprocket with bolt and bushing. Order AL 571 A		1-1/4
L 567	Bearing, right, 1" bore, (Not illustrated)	258 to 272	3/4
AL 571 A	6 tooth tightener sprocket with bolt and bushing		1-1/4
497 S	Lock for chain tightener arm	258 to 272	2 oz.
	Bolt, machine, 3/8 x 1-1/4" with lock washer		
560 S	Chain tightener arm, 5/16 x 1-1/4" flat, 9-1/2" long	258 to 272	1
	Bolt, machine, 3/8 x 1-1/2" with lock washer		
AA 560 S	Chain tightener complete with sprocket	258 to 272	2-1/4
831-1/2 S	Beater bar with teeth, 1-1/4 x 1-1/4 x 1/8" angle, 38-1/4" long	258 to 272	4-1/2
	Bolt, machine, 3/8 x 1" with lock washer (2 used)		
832-1/2 S	Beater bar with teeth, 1-1/4 x 1-1/4 x 1/8" angle, 38-1/4" long	258 to 272	4-1/2
	Bolt, machine, 3/8 x 1" with lock washer (2 used)		
833-1/2 S	Beater bar with teeth, 1-1/4 x 1-1/4 x 1/8" angle, 38-1/4" long	258 to 272	4-1/2
	Bolt, machine, 3/8 x 1" with lock washer (2 used)		
876 S	Shaft, 1" Rd., 46-3/16" long	258 to 272	10-1/4
895 S	Main cylinder filler sheets, 6 x 37" long, 14 gauge. (6 used)	258 to 272	5-1/4
	Bolt, machine, 3/8 x 1" with lock washer (2 used)		
896 S	Bearing support, right, 3/8 x 2-1/4" flat, 22-7/8" long	258 to 272	5-1/2
	Bolt, carriage, 3/8 x 2"		
	Bolt, carriage, 3/8 x 2-1/4"		
897 S	Bearing support, left, 3/8 x 2-1/4" flat, 22-1/4" long	258 to 272	5-1/2
	Bolt, carriage, 3/8 x 2"		
	Bolt, carriage, 3/8 x 2-1/4"		
1444 S	Bearing plate, left, 3/16 x 3" flat, 3-7/8" long	258 to 272	3/4
	Bolt, machine, 3/8 x 1" with lock washer (2 used)		
1502 S	Bushing, 19/32" O. D., 1-9/16" long	258 to 272	2 oz.

BRAKE MODEL 11




S11-42B


Part No.	Description	Lot No. All Incl.	Wt. Lbs.
K 30	Rod clamp. (2 used)	258 to 272	1/2
K 546	Bolt, machine, 3/8 x 1-1/2" with lock washer	258 to 272	1
K 749	Hexagon nut, 9/16" Rd., Tapped 1/32" large	258 to 272	1 oz.
K 1081	Spring cotter, 3/16" Dia., 1" long (2 used). Order 010229	258 to 272	1 oz.
K 1083	Spring cotter, 3/16" Dia., 1-1/2" long. Order 010231	258 to 272	1 oz.
K 1094	Spring cotter, 1/4" Dia., 1-1/2" long. Order 010243	258 to 272	1 oz.
K 1110	Spring cotter, 5/16" Dia., 2-1/4" long (3 used). Order 010258	258 to 272	1 oz.
K 1155	Set screw, 3/8" Dia., 5/8" long. (2 used)	258 to 272	1 oz.
K 1158	Set screw, 3/8" Dia., 3/4" long	258 to 272	1 oz.
010229	Cotter pin, 3/16 x 1"		
010231	Cotter pin, 3/16 x 1-1/2" (Not illustrated)		
010243	Cotter pin, 1/4 x 1-1/2"		
010258	Cotter pin, 5/16 x 2-1/4" (Not illustrated)		
L 40A	Pedal casting	258 to 272	2-1/2
L 183	Cross shaft collar. (2 used)	258 to 272	3/4
L 300	Single set collar	258 to 272	1/4
L 318	Rod support	258 to 272	1
L 394	Bolt, carriage, 3/8 x 1-3/4" (2 used)	258 to 272	12-1/2
L 511	Brake drum	258 to 272	6-1/2
L 531	Spacer ring (rubber tired brake only)		
322 S	Bolt, carriage, 1/2 x 3-3/4" with lock washer (4 used)	258 to 272	2-3/4
335 SA	Brake arm	258 to 272	2-1/2
340 S	Short brake rod with nut, 9/16" Rd., 34" long	258 to 272	1-1/4
496 S	Spacer ring, (steel wheel brake only)	258 to 272	7
569 S	Pedal shaft, 1" Rd., 31" long	258 to 272	1-1/4
882 S	Brake clamp, (steel wheel brake only)	258 to 272	3/4
883 S	Bolt, machine, 1/2 x 3-1/2" with lock washer (4 used)	258 to 272	3/4
884 S	Safety latch, 1/4 x 1-1/4" flat, 8-3/4" long	258 to 272	1-3/4
885 S	Rivet, oval head, 5/16 x 1" (2 used)	258 to 272	1/2
886 S	Cross shaft bearing plate, 1/4 x 3" flat, 3-3/4" long. (2 used)	258 to 272	1-1/4
1422 SA	Bolt, machine, 3/8 x 1" with lock washer (2 used)	258 to 272	3/4
1425 S	Outside pedal shaft bearing plate, 3/16 x 1-1/2" flat, 5" long	258 to 272	3/4
1426 S	Bolt, carriage, 5/16 x 1-3/4" (2 used)	258 to 272	3-1/2
1428 S	Inside pedal shaft bearing plate, 1/4 x 1-1/2" flat, 10-9/16" long	258 to 272	1
1506 S	Bolt, carriage, 5/16 x 1-3/4" (2 used)	258 to 272	1
★	Bolt, machine, 5/16 x 1-3/4" with lock washer (2 used)	258 to 272	3/4
★	Inside pedal shaft bearing cap, 1/4 x 1-1/2" flat, 5-1/4" long. (2 used)	258 to 272	3/4
★	Outside pedal shaft bearing cap, 1/4 x 1-1/2" flat, 6-1/4" long	258 to 272	3-1/2
★	Brake band with lining	258 to 272	1
★	Cross shaft brace, 3/16 x 2" flat, 9-1/2" long	258 to 272	4-3/4
★	Bolt, machine, 3/8 x 1" with lock washer	258 to 272	13-1/4
★	Long brake rod with nut, 9/16" Rd., 66" long	258 to 272	1/2
★	Cross shaft, 1-1/8" Rd., 47" long	258 to 272	
★	Compression spring, 7/8" O. D., 10" long, 32-1/2 coils	258 to 272	

★ Not available.

MODEL 12 and No. 12A



NEW IDEA Model 12, built 1939 to 1944. Lots 230 to 283



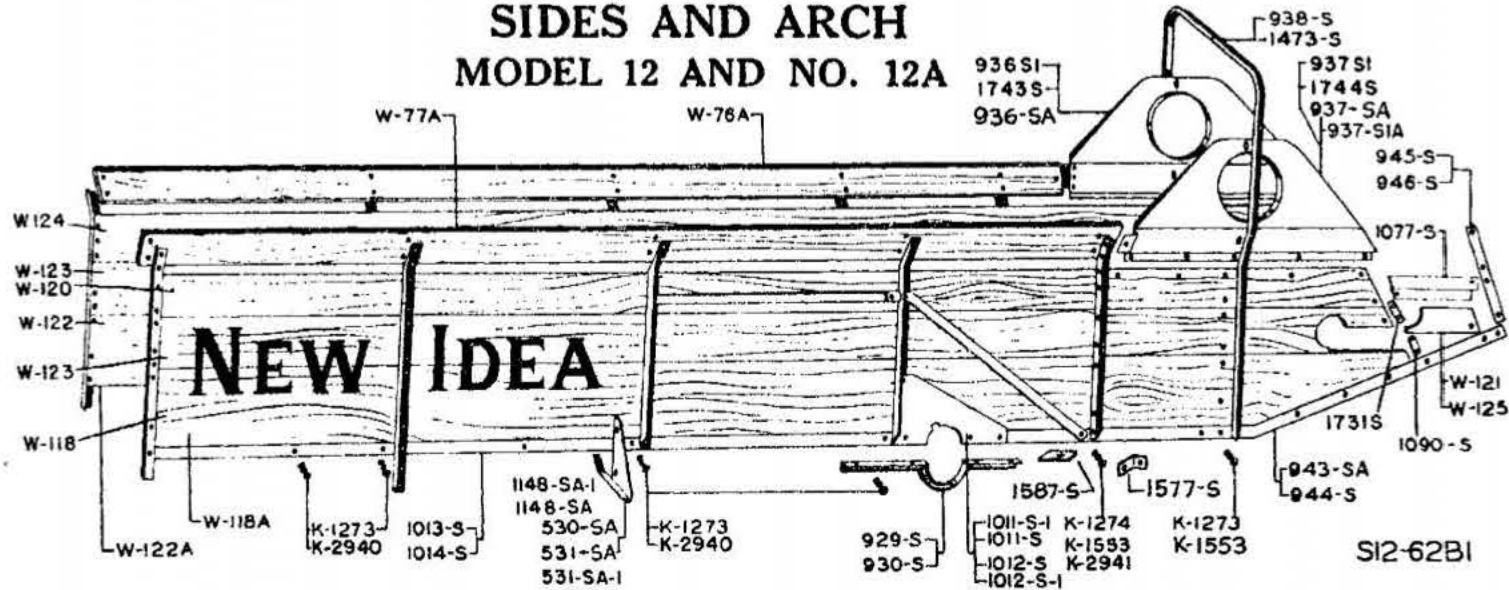
NEW IDEA Model 12, built 1945 to 1948 Lots 288 to 307

NEW IDEA No. 12A Built 1948 to 1955 Lots 310 to 372

INDEX OF MODEL 12 AND NO. 12A UNITS

Description	Page No.
Axle and Wheels.....	63
Bottom.....	61
Distributor.....	70
Endgate Attachment Beater.....	82
Endgate Attachment Tail Board.....	80
Endgate and Levers.....	62
Feed Mechanism.....	74
Feed Shaft and Conveyor.....	72
Hitch.....	65
Lime Attachment Disc Assembly.....	77
Lime Attachment End Board and Tine Rake.....	79
Main Cylinder.....	67
Main Drive.....	75
Sides and Arch.....	60
Special Levers (for Ford and Ferguson tractor).....	83
Upper Cylinder.....	69

SIDES AND ARCH MODEL 12 AND NO. 12A

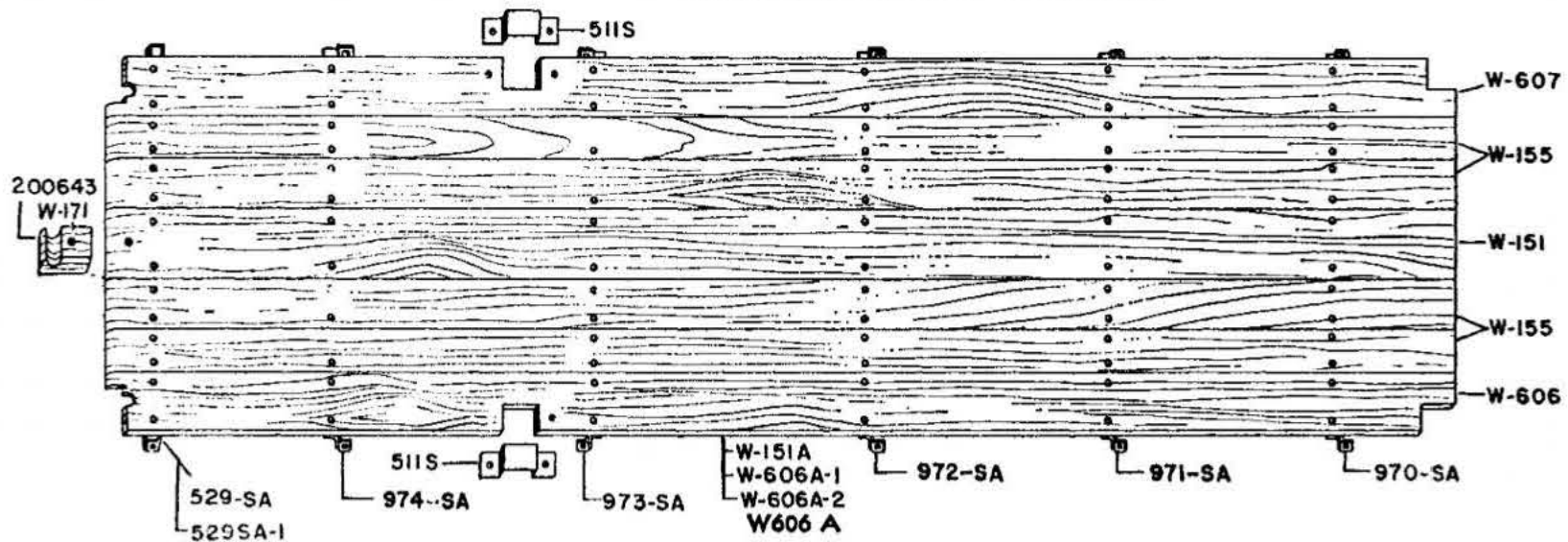


Part No.	Description	Lot No. All Incl.	Wt. Lbs.
K 1273	Bolt for attaching sides to bottom, 1/2" Dia., 1-1/8" long, special carriage. Order K 2940.	230 to 372	2 oz.
K 1274	Bolt for attaching sides to bottom, 1/2" Dia., 1-1/4" long, special carriage Order K 2941.	230 to 372	2 oz.
K 1553	Bolt, for attaching side to bottom, 1/2" Dia., 1-1/2" long.	310 to 372	2 oz.
K 2940	Carriage bolt, 1/2 x 1-1/8" electro galv.		
K 2941	Carriage bolt, 1/2 x 1-1/4" electro galv.		
530 SA	Side brace, complete, right. Order 1148-SA1	230 to 312	4-1/2
	Bolt, machine, 3/8 x 7/8" with lock washer (2 used).		
	Bolt, machine, 1/2 x 1-1/4" with lock washer.		
531 SA	Side brace complete, left. Order 531 SA1	230 to 366	4-1/2
531 SA1	Side brace complete, left.	369 to 372	
	Bolt, machine, 3/8 x 7/8" with lock washer (2 used).		
	Bolt, machine, 1/2 x 1-1/4" with lock washer.		
929 S	Axle bearing clamp angle, right, 2 x 1-1/2 x 3/16" angle, 24-1/4" long.	230 to 372	4-1/4
	Bolt, machine, 1/2 x 1" with lock washer (4 used).		
930 S	Axle bearing clamp angle, left, 2 x 1-1/2 x 3/16" angle, 24-1/4" long.	230 to 372	4-1/4
	Bolt, machine, 1/2 x 1" with lock washer (3 used).		
	Bolt, machine, 1/2 x 1-1/2" with 2 nuts and lock washer.		
936 SA	Upper cylinder shield, right, Order 936 S1.	230 to 338	5-1/2
936 S1	Upper cylinder shield, right.	340 to 352	5-1/2
	Bolt, carriage, 5/16 x 1-1/4" (5 used).		
	Bolt, stove, oven head, 5/16 x 3/4" with lock washer.		
	Bolt, stove, oven head, 5/16 x 7/8" with lock washer.		
937 SA	Upper cylinder shield, left. Order 937 S1A.	230 to 338	5-1/2
937 S1	Upper cylinder shield, left. Order 937 S1A.	340 to 352	5-1/2
937 S1A	Upper cylinder shield, left.		5-1/2
	Bolt, carriage, 5/16 x 1-1/4" (5 used).		
	Bolt, stove, oven head, 5/16 x 3/4" with lock washer.		
	Bolt, stove, oven head, 5/16 x 7/8" with lock washer.		
938 S	Arch, 1-3/8 x 1 x 3/16" angle, 125-5/8" long. Order 1473 S	230 to 253	14-1/2
943 SA	Rear main side angle, right, 2 x 1-1/2 x 3/16" angle, 71-13/16" long.	230 to 372	12-1/4
	Rivet, oval head, 3/8 x 7/8" (2 used).		
944 S	Rear main side angle, left, 2 x 1-1/2 x 3/16" angle, 71-13/16" long.	230 to 372	12-1/4
	Rivet, oval head, 3/8 x 7/8" (2 used).		
945 S	Rear end angle on side, right, 1-3/8 x 1 x 3/16" angle, 12-5/8" long.	230 to 372	1-1/2
	Bolt, carriage, 5/16 x 1-1/4"		
	Bolt, carriage, 5/16 x 1-1/2"		
	Bolt, carriage, 3/8 x 1-1/2"		
	Bolt, carriage, 3/8 x 1-3/4"		
946 S	Rear end angle on side, left, 1-3/8 x 1 x 3/16" angle, 12-5/8" long.	230 to 372	1-1/2
	Bolt, carriage, 5/16 x 1-1/4" (2 used).		
	Bolt, carriage, 5/16 x 1-1/2"		
	Bolt, carriage, 3/8 x 1-1/2"		
1011 S	Axle plate, right. Order 1011 S1.	230 to 372	6-1/4
1011 S1	Axle plate, right.		
1012 S	Axle plate, left. Order 1012 S1.	230 to 372	6-1/4
1012 S1	Axle plate, left.		
1013 S	Front main side angle, right, 2 x 1-1/2 x 3/16" angle, 83-3/16" long.	230 to 372	14-3/4
1014 S	Front main side angle, left, 2 x 1-1/2 x 3/16" angle, 83-3/16" long.	230 to 372	14-3/4
1077 S	Filler shield for left side angle.	230 to 372	3/4
	Bolt, machine, 5/16 x 3/4" with lock washer.		
	Bolt, machine, 3/8 x 1" with lock washer.		
1090 S	Reinforcement plate at rear end of sides, 1-1/16 x 4-15/16" long, 14 gauge	230 to 372	1/4
	Bolt, carriage, 3/8 x 1-1/2" (2 used)		
1148 SA	Side brace complete, right. Order 1148 SA1.	313 to 366	4-1/2
1148 SA1	Side brace complete, right.	369 to 372	4-1/2
	Bolt, machine, 3/4 x 7/8" with lock washer (2 used).		
	Bolt, machine, 1/2 x 1-1/4" with lock washer.		

SIDES AND ARCH Continued—MODEL 12 AND NO. 12A

Part No.	Description	Lot No. All Incl.	Wt. Lbs.
1473 S	Arch, 1-3/8 x 1 x 3/16" angle, 128-1/8" long.	262 to 372	15
	Bolt, carriage, 5/16 x 1-1/4" (10 used)		
	Bolt, carriage, 5/16 x 1-1/2" (2 used)		
	Bolt, machine, 3/8 x 7/8" with lock washer (2 used)		
1577 S	Lubrication bracket, 3/16 x 1-1/4" flat, 3-3/8" long (2 used)	310 to 372	1/4
	Bolt, machine, 3/8 x 7/8" with lock washer		
1587 S	Oil line support clip, .045 x 1-1/2" flat, 1-11/16" long	310 to 372	2 oz.
1731 S	Reinforcement plate, upper, 5/64 x 1" flat, 4-1/4" long	353 to 372	1/4
1743 S	Upper cylinder shield, right	353 to 372	5-1/2
1744 S	Upper cylinder shield, left	354 to 372	5-1/2
W 76A	Flare board with angle top rail, right, 4-1/2 x 107-5/16" long	230 to 372	13
	Bolt, carriage, 5/16 x 1-1/4" (10 used)		
W 77A	Flare board with angle top rail, left, 4-1/2 x 107-5/16" long	230 to 372	13
	Bolt, carriage, 5/16 x 1-1/4" (10 used)		
W 118	Lower side board, left	230 to 372	
	Rivet, truss head, 5/16 x 1-3/16"		
W 118A	Side complete, left	230 to 372	96
W 120	Top side board, left	230 to 372	
	Rivet, truss head, 5/16 x 1-3/16"		
W 121	Filler piece for rear end of side. Order W 125.	230 to 372	
W 122	Lower side board, right	230 to 372	
	Rivet, truss head, 5/16 x 1-3/16"		
W 122A	Side complete, right	230 to 372	96
W 123	Center side board, left and right	230 to 372	
	Rivet, truss head, 5/16 x 1-3/16"		
W 124	Top side board, right	230 to 372	
	Rivet, truss head, 5/16 x 1-3/16"		
W 125	Filler piece for rear end of side	230 to 372	

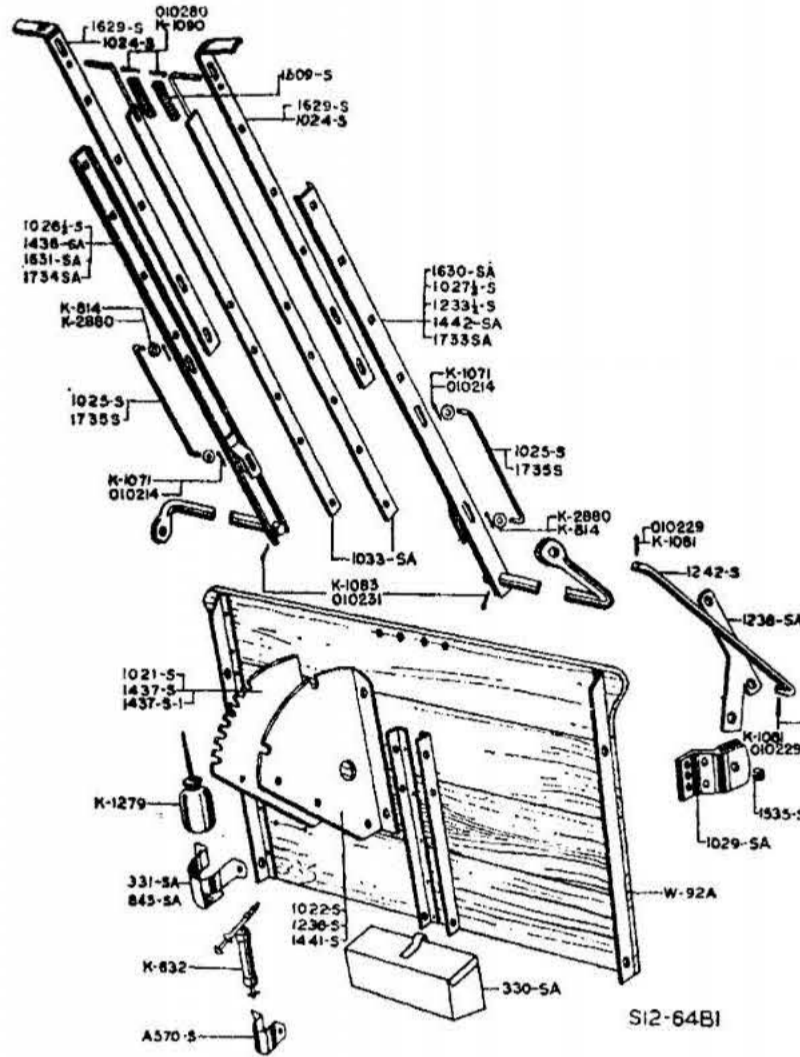
BOTTOM—MODEL 12 AND NO. 12A



S12-63B

Part No.	Description	Lot No. All Incl.	Wt. Lbs.
511 S	Axle bearing cover, 2-5/8 x 8-5/8" long, 14 gauge [2 used]	230 to 327	1/2
	Bolt, carriage, 5/16 x 1-1/4" (4 used)		
529 SA	Rear cross angle with end brackets, 1-3/4 x 1-1/4 x 3/16" angle, 40-3/4 long	230 to 372	6-1/4
529 SA1	Rear cross angle with end brackets. Order 529 SA.	346 to 354	6-1/4
	Rivet, W. B. head, 1/4 x 1-3/16" [12 used]		
970 SA	Front cross angle with end brackets, 1-3/4 x 1/4 x 3/16" angle, 39-5/8" long	230 to 372	6
	Rivet, W. B. head, 1/4 x 1-3/16" [14 used]		
971 SA	Second from front cross angle with end brackets	230 to 372	6
	Rivet, W. B. head, 1/4 x 1-3/16" [14 used]		
972 SA	Third from front cross angle with end brackets	230 to 372	6
	Rivet, W. B. head, 1/4 x 1-3/16" [14 used]		
973 SA	Fourth from front cross angle, with end brackets	230 to 372	6-1/4
	Rivet, W. B. head, 1/4 x 1-3/16" [14 used]		
974 SA	Fifth from front cross angle with end brackets	230 to 372	6-1/4
	Rivet, W. B. head, 1/4 x 1-3/16" [14 used]		
W 151	Bottom board, center	230 to 372	
	Rivet, W. B. head, 1/4 x 1-3/16" (12 used)		
W 151 A	Bottom complete. Order W 606 A.	230 to 327	
W 155	Bottom board (4 used)	230 to 372	
	Rivet, W. B. head, 1/4 x 1-3/16" (12 used)		
W 171	Center feed shaft bearing, 1-7/8 x 2-7/8 x 2-1/4" long, Order 200643	230 to 372	1
	Bolt, carriage, 5/16 x 3"		
W 606	Bottom board, right	230 to 372	
	Rivet, W. B. head, 1/4 x 1-3/16" (12 used)		
W 606 A	Bottom complete, Order W 606A-2	328 to 372	137
W 606A-1	Bottom complete, Order W 606A-2		
W 606A-2	Bottom complete		
W 607	Bottom board, left	230 to 372	
	Rivet, W. B. head, 1/4 x 1-3/16" (12 used)		
200643	Center feed shaft bearing		

ENDGATE AND LEVERS MODEL 12 AND NO. 12A



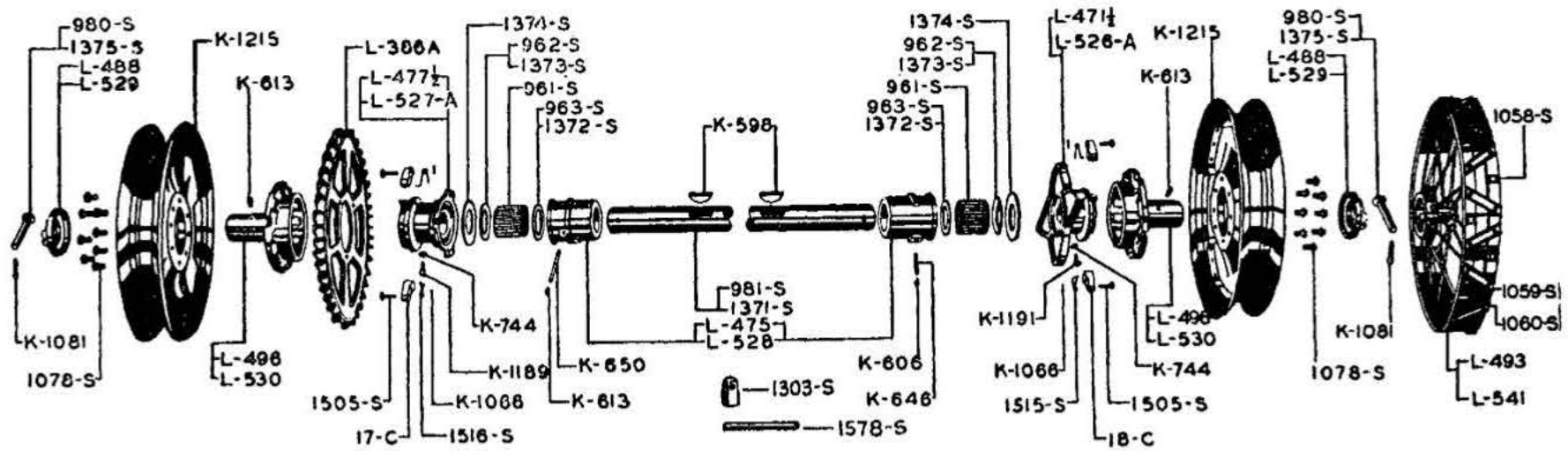
Part No.	Description	Lot No. All Incl.	Wt. Lbs.
★ K 632	Grease gun.....	230 to 307	1-3/4
K 814	Washer, 1" O. D., 7/16" I. D., 16 gauge (4 used). Order K 2880.....	230 to 372	1 oz.
K 1071	Spring cotter, 1/8" Dia., 3/4" long (4 used). Order 010214.....	230 to 372	1 oz.
K 1081	Spring cotter, 3/16" Dia., 1" long (2 used). Order 010229.....	230 to 372	1 oz.
K 1083	Spring cotter, 3/16" Dia., 1-1/2" long (2 used). Order 010231.....	230 to 372	1 oz.
K 1090	Spring cotter, 1/4" Dia., 3/4" long (2 used). Order 010280.....	230 to 372	1 oz.
K 1279	Oil can.....	230 to 307	1
K 2880	Washer, 1" O. D. x 7/16" I. D., 1/16" thick.....		
010214	Cotter pin, 1/8 x 3/4".....		
010229	Cotter pin, 3/16 x 1".....		
010231	Cotter pin, 3/16 x 1-1/2".....		
010280	Cotter pin, 1/4 x 3/4".....		
330 SA	Tool box.....	230 to 327	3-1/2
331 SA	Oil can holder. Order 843 SA.....	230 to 307	1/4
A570 S	Grease gun holder.....	230 to 307	1/2
843 SA	Oil can holder.....	310 to 313	1/4
1021 S	Feed sector.....	230 to 253	4
	Bolt, machine, 3/8 x 7/8" with lock washer (2 used).....		
	Bolt, carriage, 3/8 x 1-1/4" (2 used).....		
1022 S	Drive sector.....	230 to 232	4
	Bolt, machine, 3/8 x 7/8" with lock washer (2 used).....		
	Bolt, carriage, 3/8 x 1-1/4" (2 used).....		
1024 S	Feed and drive levers, 1/4 x 1-1/4" flat, 27-1/8" long, (2 used), Order 1629 S.....	230 to 328	2-1/2
1025 S	Main lever latch. (2 used).....	230 to 352	1/2
1026-1/2 S	Feed rod control shaft with lever base, 3/4" Rd., 21-1/4" long.....	230 to 253	4-3/4
1027-1/2 S	Drive rod control shaft with lever base, 7/8" Rd., 25-1/4" long. Order 1233-1/2 S.....	230 to 232	5
1029 SA	Bracket for drive chain throwout lever.....	230 to 372	2
	Bolt, carriage, 5/16 x 1-1/2" (3 used).....		
1033 SA	Main lever rod with handle, 1/8 x 7/8" flat, 30-1/8" long. (2 used).....	230 to 372	1
1233-1/2 S	Drive rod control shaft with lever base, 1" Rd., 25-7/8" long.....	233 to 253	8
★ 1236 S	Drive sector.....	233 to 253	4
	Bolt, machine, 3/8 x 7/8" with lock washer (2 used).....		
	Bolt, carriage, 3/8 x 1-1/4" (2 used).....		
1238 SA	Throwout connecting lever.....	230 to 372	3
	Bolt, machine, 1/2 x 1-1/2" with lock washer.....		
1242 S	Drive chain throwout link, 9/16" Rd., 17-1/2" long.....	230 to 372	1-1/4
1436 SA	Feed rod control shaft with lever base, 1" Rd., Order 1734 SA.....	262 to 328	7

★ Not available.

ENDGATE AND LEVERS—Continued MODEL 12 AND NO. 12A

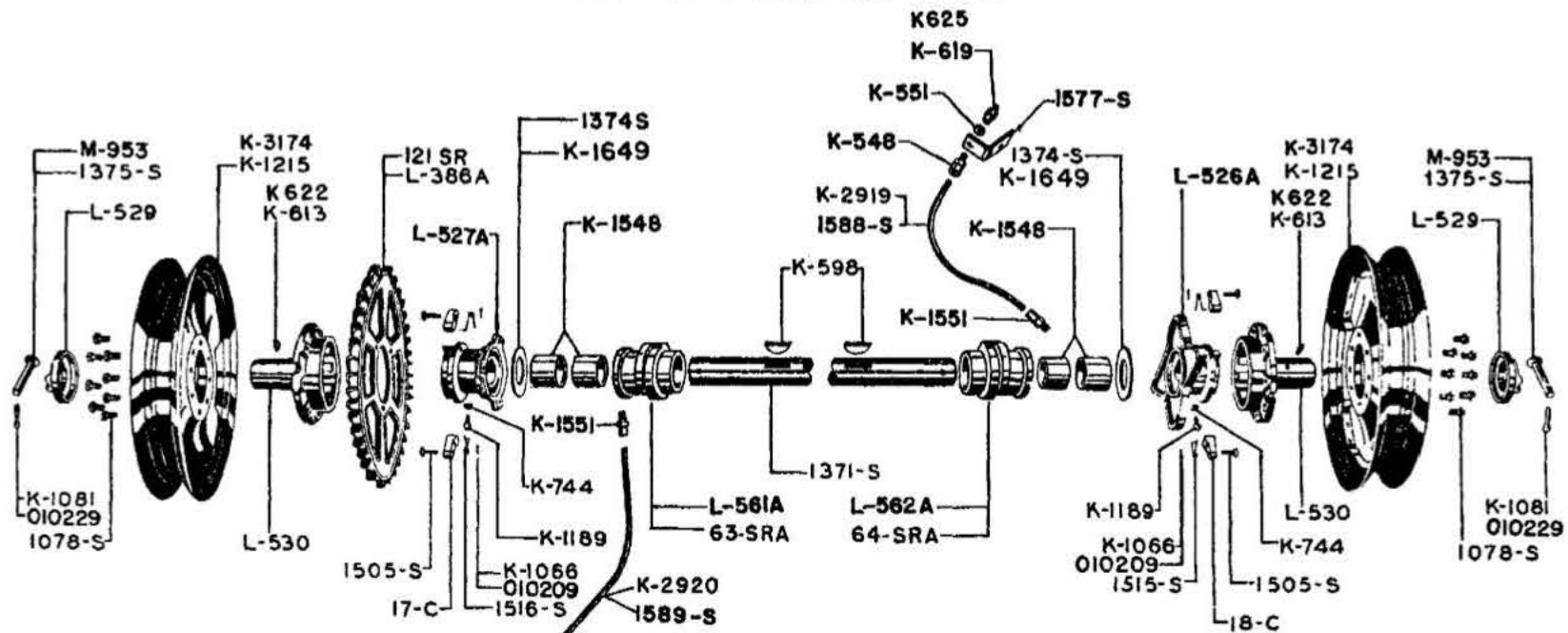
Part No.	Description	Lot No. All Incl.	Wt. Lbs.
1437 S	Feed sector. Order 1437-S1	262 to 372	4
1437 S1	Feed Sector		
	Bolt, machine, 3/8 x 7/8" with lock washer (2 used)		
	Bolt, carriage, 3/8 x 1-1/4" (2 used)		
1441 S	Drive sector	262 to 372	4
	Bolt, machine, 3/8 x 7/8" with lock washer (2 used)		
	Bolt, carriage, 3/8 x 1-1/4" (2 used)		
1442 SA	Drive rod control shaft with lever base, 1" Rd., 25-7/8" long. Order 1733 SA.	262 to 328	8
1509 S	Compression spring, 5/8" O. D., 2-1/2" long, 13 coils.(2 used)	230 to 372	2 oz.
1535 S	Bushing, 11/16" O. D., 11/32" long	230 to 372	1 oz.
1629 S	Feed and drive levers, 1/4 x 1-1/4" flat, 27-1/8" long, (2 used)	332 to 372	2-1/2
	Bolt, carriage, 5/16 x 1-1/2" (3 used)		
1630 SA	Drive rod control shaft, with lever base, 1" Rd., 25-7/8" long. Order 1733 SA	332 to 372	8
1631 SA	Feed rod control shaft with lever base, 1" Rd., 21-1/4" long. Order 1734 SA..	332 to 372	7
1733 SA	Drive rod control shaft with lever base, 1" Rd., 25-7/8" long	354 to 372	12
1734 SA	Feed rod control shaft with lever base, 1" Rd., 21-1/4" long	354 to 372	10
1735 S	Lever latch, 3/8" Rd., 10-3/8" long, drilled	353 to 372	3/4
W 92A	Endgate complete	230 to 372	
	Bolt, carriage, 3/8 x 1-1/4" (4 used)		
	Bolt, machine, 3/8 x 1-1/2" (2 used)		

AXLE AND WHEELS MODEL 12 AND NO. 12A



SI2-65BI

MODEL 12 Lots 230 to 307



SI2-65B

No. 12A Lots 310 to 372

AXLE AND WHEELS Continued—MODEL 12 AND NO. 12A

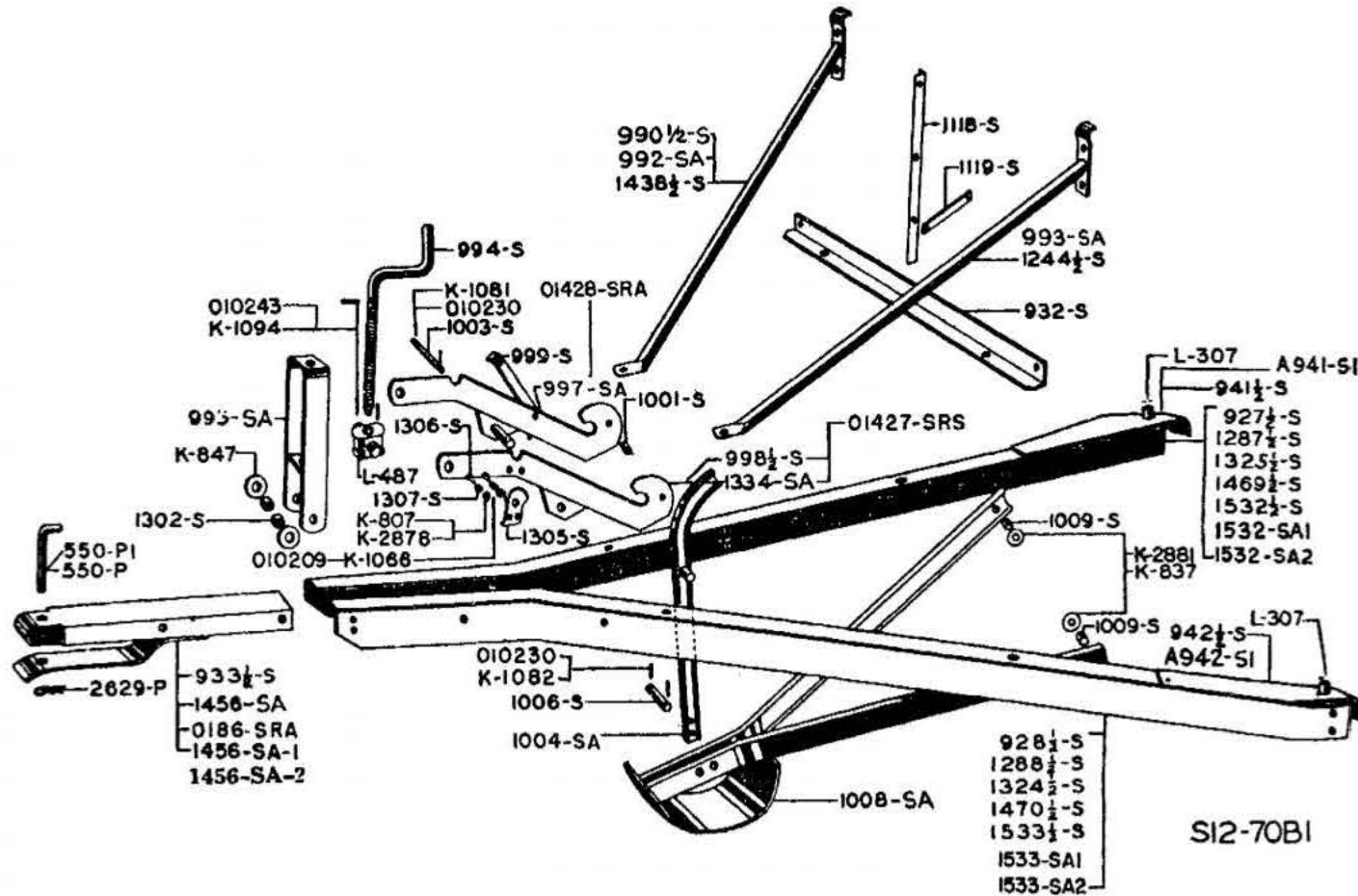
Part No.	Description	Lot No. All Incl.	Wt. Lbs.
17 C	Pawl for sprocket hub. (2 used)	230 to 372	1/4
18 C	Pawl for feed cam. (2 used)	230 to 372	1/4
K 548	Oil line fitting (No. 701A) complete with gland and nut	310 to 372	2 oz.
K 551	Hexagon nut for oil line fitting (No. 111B) 9/16" O. D., 1/8" I. D.	310 to 372	1 oz.
K 598	No. 1 Woodruff key, 3/8" thick, 2-5/16" long. (2 used)	230 to 372	2 oz.
K 606	Grease fitting, 1/8" pipe thread, straight, Order K 621	230 to 307	1 oz.
K 613	Grease fitting, 1/8" pipe thread, 30 degree elbow, (3 used), Order K 622	230 to 372	1 oz.
K 619	Grease fitting, 1/8" female pipe thread, straight, Order K625	310 to 372	1 oz.
K 621	Grease fitting, 1/8" pipe thread, straight	230 to 372	1 oz.
K 622	Grease fitting, 1/8" pipe thread, 30 degree elbow	230 to 372	1 oz.
K 625	Grease fitting, 1/8" female pipe thread, straight	230 to 372	1 oz.
K 646	Pipe nipple, 1/4" I. D., 2-1/2" long	230 to 307	2 oz.
K 650	Pipe nipple, 1/4" I. D., 7" long	230 to 307	1/4
K 744	Lock nut, 1/2" (2 used)	230 to 372	1 oz.
K 1066	Spring cotter, 3/32" Dia., 1/2" long (4 used). Order 010209	230 to 372	1 oz.
K 1081	Spring cotter, 3/16" Dia., 1" long (2 used). Order 010229	230 to 372	1 oz.
K 1189	Set screw, 1/2" Dia., 1-1/4" long	230 to 372	1 oz.
K 1215	Disc wheel, 24" long (2 used). Order K 3174	230 to 372	44
K 1548	Bronze-steel backed bushing, 2-1/8" I. D., 2-3/8" long, (2 used)	310 to 372	1/4
K 1549	Bronze-steel backed bushing, 2" I. D., 2" long	230 to 253	1/4
K 1551	Oil line connector fitting with gland and nut	310 to 372	2 oz.
K 1649	Washer, 4-1/4" O. D., 2-1/2" I. D., 12 gauge (2 used)	320 to 372	1/4
K 2919	Axle bearing oil line, right, 9" long		3 oz.
K 2920	Axle bearing oil line, left, 17" long		1/4
K 3174	Disc wheel, 24" D. C. rim		44
010209	Cotter pin, 3/32 x 1/2"		
010229	Cotter pin, 3/16 x 1"		
L 386A	36 tooth sprocket wheel. Order 121 SR	230 to 372	25-1/2
L 471-1/2	Feed cam with pawls and springs, 2" bore	230 to 253	21-1/2
L 475	Bearing housing (2 used). Order L 565 A left, or L 566A right	230 to 253	8-1/2
L 477-1/2	Sprocket wheel hub with pawls and springs, 2" bore	230 to 253	16-3/4
L 488	Axle collar for 2" axle. (2 used)	230 to 253	1-1/4
L 493	Steel wheel for 2" axle. (2 used)	230 to 253	130
L 496	Wheel hub, 2" bore. (2 used)	230 to 253	30
L 526 A	Feed cam with pawls and springs, 2-1/8" bore	262 to 372	24-3/4
L 527 A	Sprocket wheel hub with pawls and springs, 2-1/8" bore	262 to 372	19-1/2
L 528	Bearing housing for 2-1/8" roller bearing. Order (1) 63 SRA and (1) 1589 SA left, or (1) 64 SRA and (1) 1588 SA, right	262 to 307	8
L 529	Axle collar for 2-1/8" axle. (2 used)	262 to 372	1-1/4
L 530	Wheel hub, 2-1/8" bore. (2 used)	262 to 372	27-1/4
L 541	Steel wheel for 2-1/8" axle. (2 used)	262 to 372	130
L 561A	Axle bearing housing assembly with 2 K 1548 bushing, left. Order 63 SRA	310 to 372	8-1/4
L 562A	Axle bearing housing assembly with 2 K 1548 bushing, right. Order 64 SRA	310 to 372	8-1/4
L 565A	Axle bearing housing assembly with 2 K 1549 bushing, left	230 to 253	8
L 566A	Axle bearing housing assembly with 2 K 1549 bushings, right	230 to 253	8
M 953	Pin, 1/2 x 3-1/2" long, oval head		
961 S	Roller for bearing, (21 required), 3/8" (.368") Dia., 4-3/8" long	230 to 307	2 oz.
961-1/2 S	Roller bearing complete. Order 20 961 S, 1 962 S and 1 963S	230 to 253	2-1/4
961-3/4 S	Roller bearing complete. Order 21 961 S, 1 1372 S and 1 1373 S	262 to 307	2-1/4
962 S	Closure washer, 3" O. D., 2-1/16" I. D., 10 gauge. (2 used)	230 to 253	2 oz.
963 S	Thrust washer, 2-47/64" O. D., 2-1/8" I. D., 13 gauge. (2 used)	230 to 253	1 oz.
980 S	Axle pin, 1/2" Dia., 3-1/4" long, oval head. (2 used)	230 to 253	1/4
981 S	Axle, 2" Rd., 70-5/8" long. Order 1395 S	230 to 253	62-1/2
981-1/2 S	Axle complete. Order 981 SA	230 to 253	120-3/4
981 SA	Axle complete with 1 L 471-1/2, 1 L 477-1/2, 1 L 565A and 1 L 566A		120-3/4
1058 S	Short wheel cleat, 1-15/32 x 15/32 x 5/32" channel, 2" long. (32 used)	230 to 372	1/4
	Rivet, oval head, 5/16 x 3/4" (2 used)		
1059 S	Wheel cleat, right, 1-15/32 x 15/32 x 5/32" channel, 7-1/2" long. (16 used)	230 to 372	3/4
	Rivet, oval head, 3/8 x 7/8" (2 used)		
1060 S	Wheel cleat, left, 1-15/32 x 15/32 x 5/32" channel, 7-1/2" long. (16 used)	230 to 372	3/4
1078 S	Hub bolt, 9/16" Dia., 1-1/2" long. (16 used)	230 to 372	2 oz.
1303 S	Socket wrench	230 to 372	1/4
1371 S	Axle, 2-1/8" Rd., 73-1/8" long	262 to 372	73-1/2
1371-1/2 S	Axle complete. Order 0550 SRA	262 to 307	138
1371 SA	Axle complete. Order 0550 SRA	310 to 372	138
1372 S	Thrust washer, 2-55/64" O. D., 2-1/4" I. D., 3/32" thick. (2 used)	262 to 307	1 oz.
1373 S	Closure washer, 3" O. D., 2-3/16" I. D., 13 gauge. (2 used)	262 to 307	2 oz.
1374 S	Washer, 4-1/4" O. D., 2-1/4" I. D., 12 gauge. (2 used)	262 to 317	1/4
1375 S	Axle pin, 1/2" Dia., 3-1/2" long, oval head (2 used). Order M 953	262 to 372	1/4
1395 S	Axle, 2" Rd., 70-5/8" long		
1505 S	Pin for pawls, 1/4" Dia., 1-7/8" long, W. B. head (2 used)	230 to 372	1 oz.
1515 S	Torsion spring for feed cam. (2 used)	230 to 372	1 oz.
1516 S	Torsion spring for sprocket wheel hub. (2 used)	230 to 372	1 oz.
1577 S	Lubrication bracket, 3/16 x 1-1/4" flat, 3-3/8" long	310 to 372	1/4
★ 1578 S	Handle for socket wrench	230 to 372	1/2

★ Not available.

AXLE AND WHEELS Continued—MODEL 12 AND NO. 12A

Part No.	Description	Lot No. All Incl.	Wt. Lbs.
1588 S	Axle bearing oil line, right, 3/16" O. D., 8-1/2" long.....	310 to 372	1/4
1588 SA	Axle bearing oil line assembly, right. Order K 2919.....	310 to 372	1/2
1589 S	Axle bearing oil line, left, 3/16" O. D., 15-1/2" long.....	310 to 372	1/4
1589 SA	Axle bearing oil line assembly, left. Order K 2920.....	310 to 372	1/2
63 SRA	Axle bearing housing assembly with 2 K 2916 bushings, left.....		
64 SRA	Axle bearing housing assembly with 2 K 2916 bushings, right.....		
121 SR	36 tooth sprocket wheel.....		
0550 SRA	Axle complete with 1 L527A, 1 63 SRA, and 1 64 SRA.....		

HITCH MODEL 12 AND NO. 12A



Part No.	Description	Lot No. All Incl.	Wt. Lbs.
K 807	Washer, 3/4" O. D., 5/16" I. D., 18 gauge (2 used). Order K 2878.....	230 to 372	1 oz.
K 837	Washer, 1-3/8" O. D., 9/16" I. D., 16 gauge (2 used). Order K 2881.....	230 to 372	1 oz.
K 847	Washer, 1-1/2" O. D., 21/32" I. D., 13 gauge (2 used).....	230 to 372	1 oz.
K 1066	Spring cotter, 3/32" Dia., 1/2" long (2 used). Order 010209.....	230 to 372	1 oz.
K 1081	Spring cotter, 3/16" Dia., 1" long (2 used). Order 010229.....	230 to 372	1 oz.
K 1082	Spring cotter, 3/16" Dia., 1-1/4" long (2 used). Order 010230.....	230 to 372	1 oz.
K 1094	Spring cotter, 1/4" Dia., 1-1/2" long (3 used). Order 010243.....	230 to 372	1 oz.
K 2878	Washer, 5/16" I. D., 3/4" O. D., 3/64" thick.....		
K 2881	Washer, 9/16" I. D., 1-3/8" O. D., 1/16" thick.....		
010209	Cotter pin, 3/32 x 1/2".....		
010229	Cotter pin, 3/16 x 1".....		
010230	Cotter pin, 3/16 x 1-1/4".....		
010243	Cotter pin, 1/4 x 1-1/2".....		
L 307	Conveyer slide guide with rivet (2 used).....	230 to 307	1/4
L 487	Nut for adjusting crank.....	230 to 372	1
550 P	Pin for hitch connection, 3/4" Rd., 6-5/8" long. Order 550 P1.....	230 to 372	3/4
550 P1	Hitch pin, 3/4" Rd., 7-1/8" long.....		
2629 P	Spring clip.....	230 to 372	2 oz.
927-1/2 S	Hitch iron with conveyer slide, right, 3 x 2 x 3/16" angle, 73-7/16" long. Order 1532 SA2 and 1533 SA2.....	230 to 233	22-3/4
928-1/2 S	Hitch iron with conveyer slide, left, 3 x 2 x 3/16" angle, 73-7/16" long. Order 1532 SA2 and 1533 SA2.....	230 to 233	22-3/4
932 S	Front cross sill, 2-1/2 x 1-1/2 x 3/16" angle, 39-11/16" long.....	230 to 372	8
933-1/2 S	Bolt, machine, 1/2 x 1" with lock washer (2 used).....	230 to 253	9
941-1/2 S	Hitch channel complete. Order 0186 SRA1.....	230 to 307	2-3/4
A941 S1	Conveyer chain slide with guide, right, 1/8 x 4-1/2" flat, 17" long.....	310 to 372	2-3/4
942-1/2 S	Rivet, counter sunk head, 5/16 x 5/8".....	230 to 307	2-3/4
	Rivet, wagon box head, 5/16 x 1-3/4".....		
	Conveyer chain slide with guide, left, 1/8 x 4-1/2" flat, 17" long.....		
	Rivet, counter sunk head, 5/16 x 5/8".....		
	Rivet, wagon box head, 5/16 x 1-3/4".....		

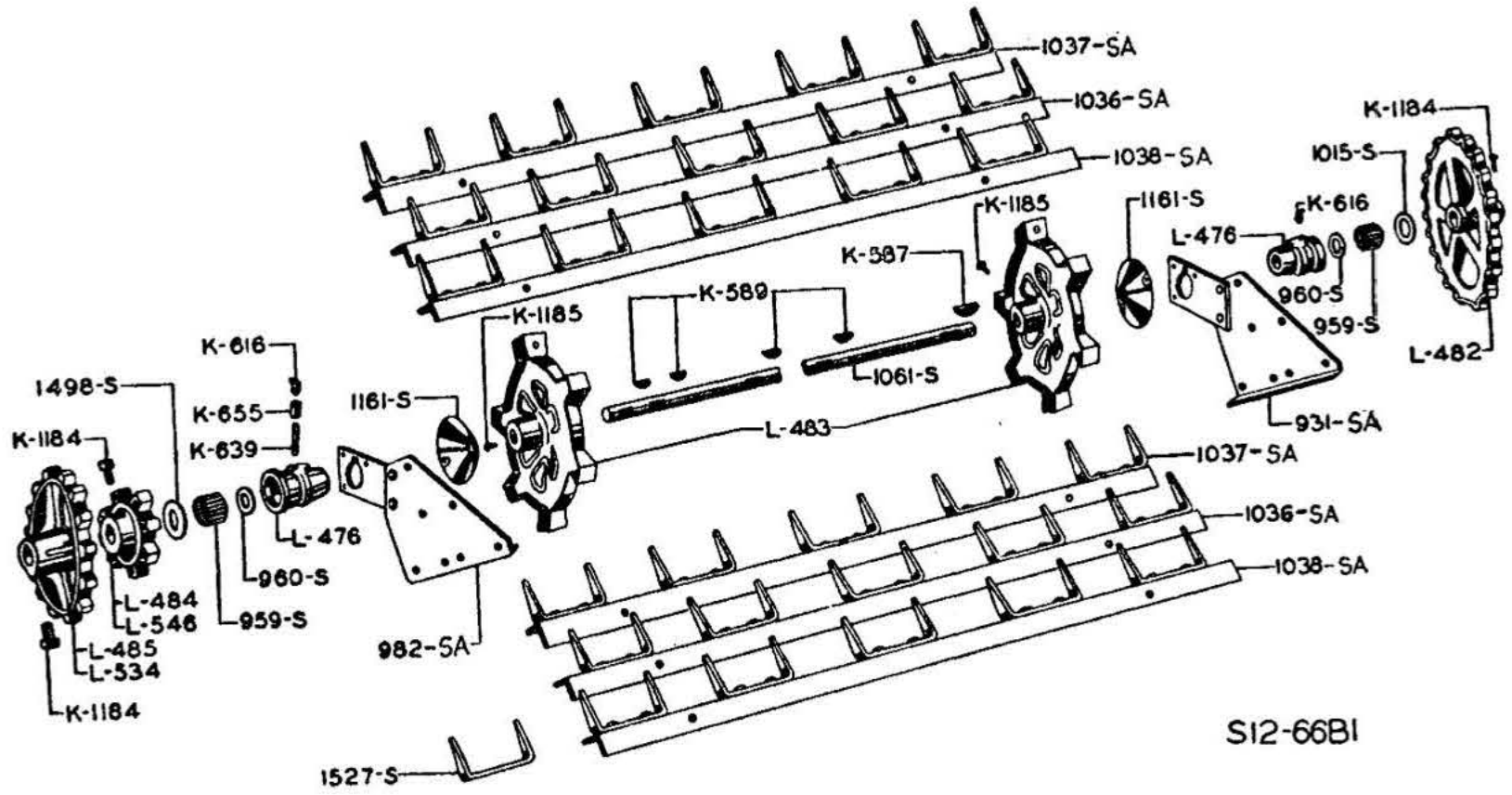
HITCH Continued

MODEL 12 AND NO. 12A

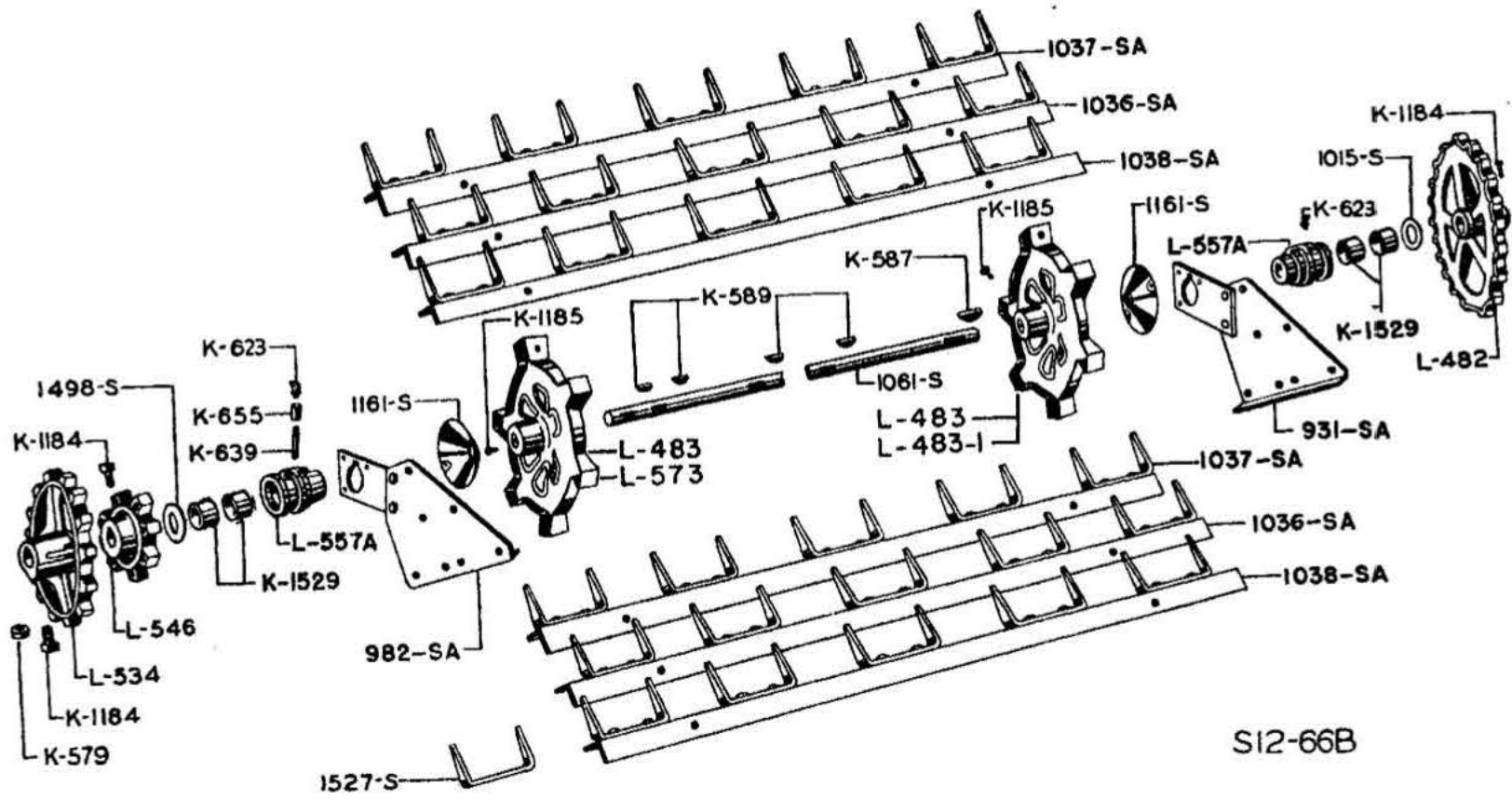
Part No.	Description	Lot No. All Incl.	Wt. Lbs.
A942 S1	Conveyor chain slide with guide, left, 1/8 x 4-1/2" flat, 17" long.....	310 to 372	2-3/4
990-1/2 S	Hitch brace, right.....	230 to 253	3-3/4
	Bolt, machine, 3/8 x 1" with lock washer (2 used).....		
	Bolt, machine, 1/2 x 1" with lock washer.....		
992 SA	Hitch brace assembly, right.....	262 to 372	3-3/4
	Bolt, machine, 3/8 x 1" with lock washer (2 used).....		
	Bolt, machine, 1/2 x 1" with lock washer.....		
993 SA	Hitch brace assembly, left.....	230 to 372	3-3/4
	Bolt, machine, 3/8 x 1" with lock washer (2 used).....		
	Bolt, machine, 1/2 x 1" with lock washer.....		
994 S	Adjusting crank, 7/8" Rd., 19-3/16" long.....	230 to 372	3-1/4
995 SA	Guide for adjusting crank, 5/16 x 2" flat, 26-1/4" long.....	230 to 372	5-1/4
	Bolt, machine, 5/8 x 5-1/4" with lock washer.....		
997 SA	Adjusting arm, right. Order 01428 SRA.....	230 to 372	4-1/2
998-1/2 S	Adjusting arm, left. Order 01427 SRA.....	230 to 243	4-1/2
999 S	Lock on adjusting arm, 3/16 x 1" flat, 10-1/2" long.....	230 to 372	1/2
	Rivet, wagon box head, 1/4 x 5/8".....		
1001 S	Spacer, 3/8" I. D., 7/8" long.....	230 to 372	1 oz.
	Bolt, machine, 3/8 x 2" with lock washer.....		
1003 S	Rod for adjusting arms, 1/2" Rd., 8-5/16" long.....	230 to 372	1/2
1004 SA	Sliding arm, 1-1/2 x 21/32" "I" bar, 21-1/4" long.....	230 to 372	2-1/2
1006 S	Pin in shoe assembly, 3/4" Rd., 2-11/16" long.....	230 to 372	1/4
1008 SA	Shoe with brace bars.....	230 to 372	14-1/2
	Bolt, machine, 1/2 x 1-1/2" with lock washer (2 used).....		
1009 S	Bushing, 3/4" O. D., 5/8" long (2 used).....	230 to 372	2 oz.
1115-1/2 S	Latch for sliding arm on foot, (not illustrated).....	230 to 243	1/2
1118 S	Vertical endgate brace, 1-1/4 x 1-1/4 x 5/32" angle, 26-1/2" long.....	230 to 372	2-3/4
	Bolt, machine, 3/8 x 1" with lock washer (3 used).....		
1119 S	Horizontal endgate brace, 3/16 x 1" flat, 9-1/4" long.....	230 to 372	1/2
	Bolt, machine, 5/16 x 3/4" with lock washer (2 used).....		
1244-1/2 S	Hitch brace, left. Order 993 SA.....	230 to 372	3-3/4
1287-1/2 S	Hitch iron with conveyor slide, right, 3 x 2 x 3/16" angle, 73-7/16" long. Order 1532 SA2 and 1533SA2.....	243 only	22-3/4
1288-1/2 S	Hitch iron with conveyor slide, left, 3 x 2 x 3/16" angle, 73-7/16" long. Order 1532 SA2 and 1533 SA2.....	243 only	22-3/4
1302 S	Bushing, 7/8" O. D., 3/8" long (2 used).....	230 to 372	1 oz.
1305 S	Latch for sliding arm.....	248 to 372	1/4
1306 S	Pin for sliding arm latch, 1/4" Dia., 1-1/4" long (2 used).....	248 to 372	1 oz.
1307 S	Compression spring, 1/2" O. D., 15/16" long, 5 coils (2 used).....	248 to 372	1 oz.
1324-1/2 S	"Z" hitch iron with conveyor slide, left, 73-7/16" long. Order 1532 SA2 and 1533 SA2.....	248 to 253	22-3/4
1325-1/2 S	"Z" hitch iron with conveyor slide, right, 73-7/16" long. Order 1532 SA2 and 1533 SA2.....	248 to 253	22-3/4
1334 SA	Adjusting arm, left. Order 01427 SRA.....	248 to 372	4-1/2
† 1438-1/2 S	Hitch brace, right. Order 992 SA.....	262 to 372	3-3/4
1456 SA	Hitch channel, complete. Order 0186 SRA-1.....	262 to 360	9
	Bolt, machine, 1/2 x 4-1/4" with lock washer.....		
	Bolt, machine, 5/8 x 5 1/4" with lock washer.....		
1456 SA1	Hitch channel, complete. Order 0186 SRA-1.....	361 to 372	9
	Bolt, machine, 1/2 x 4-1/4" with lock washer.....		
	Bolt, machine, 5/8 x 5-1/4" with lock washer.....		
1456 SA2	Hitch channel, complete. Order 0186 SRA-1.....	369 to 372	
1469-1/2 S	"Z" hitch iron with conveyor slide, right, 73-7/16" long. Order 1532 SA-2 and 1533-SA2.....	262 to 283	22-3/4
1470-1/2 S	"Z" hitch iron with conveyer slide, left, 73-7/16" long. Order 1532 SA2.....	288 to 307	28
1532-1/2 S	Hitch iron with conveyor slide, right, 73-7/16" long. Order 1532 SA2.....	310 to 332	28
1532 SA1	Hitch iron with conveyor slide, right, 73-7/16" long, Order 1532 SA2.....		
	Bolt, machine, 7/16 x 1" with lock washer (2 used).....		
	Bolt, machine, 1/2 x 1" with lock washer (3 used).....		
1532 SA2	Hitch iron with conveyor slide, right, 73-7/16" long.....	334 to 372	28
	Bolt, machine, 7/16 x 1" with lock washer, (2 used).....		
	Bolt, machine, 1/2 x 1" with lock washer, (3 used).....		
1533-1/2 S	Hitch iron with conveyer slide, left, 73-7/16" long. Order 1533 SA2.....	288 to 307	28
1533 SA1	Hitch iron with conveyor slide, left, 73-7/16" long, Order 1533 SA2.....	310 to 332	28
	Bolt, machine, 7/16 x 1" with lock washer (2 used).....		
	Bolt, machine, 1/2 x 1" with lock washer (3 used).....		
1533 SA2	Hitch iron with conveyor slide, left, 73-7/16" long.....	334 to 372	28
	Bolt, machine, 7/16 x 1" with lock washer, (2 used).....		
	Bolt, machine, 1/2 x 1" with lock washer, (3 used).....		
0186 SRA1	Hitch tube assembly.....		
	Bolt, machine, 1/2 x 4-1/4".....		
	Bolt, machine, 5/8 x 5-1/4".....		
01427 SRA	Adjusting arm, left.....		
01428 SRA	Adjusting Arm, right.....		

MAIN CYLINDER

MODEL 12 AND NO. 12A



Model 12 Lots 230 to 307



No. 12A Lots 310 to 372

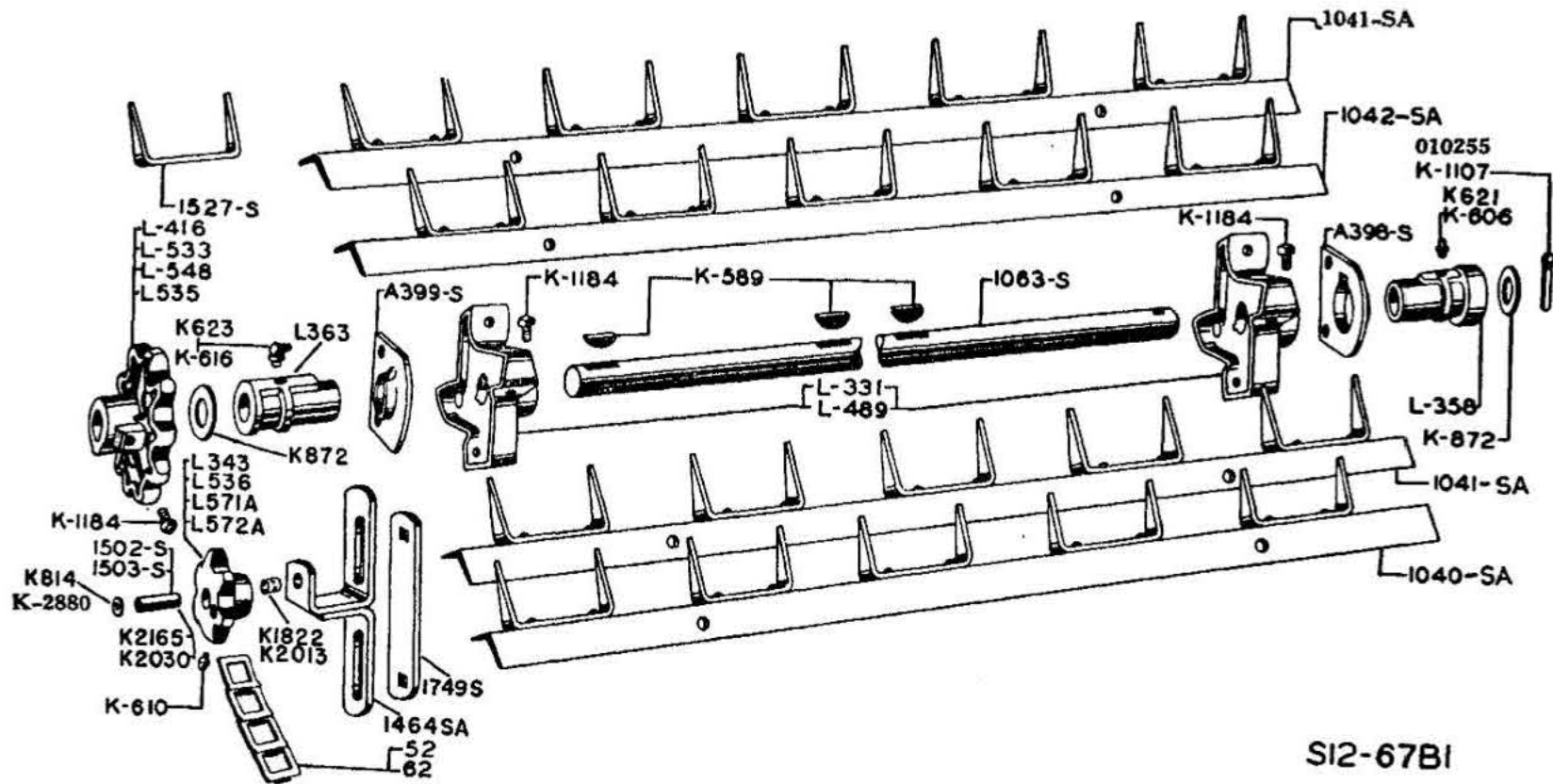
MAIN CYLINDER Continued

MODEL 12 AND NO. 12A

Part No.	Description	Lot No. All Incl.	Wt. Lbs.
K 579	Jam nut, 1/2"	230 to 372	1 oz.
K 587	No. 26 Woodruff key, 3/16" thick, 1-3/4" long.	230 to 372	1 oz.
K 589	No. 13 Woodruff key, 3/16" thick, 1" long (4 used)	230 to 372	1 oz.
K 616	Grease fitting, 1/8" pipe thread, 67-1/2 degree elbow, Order K 623.	230 to 372	1 oz.
K 623	Grease fitting, 1/8" pipe thread, 67-1/2 degree elbow.	230 to 372	1 oz.
K 639	Pipe nipple, 1/8" I. D., 2" long.	230 to 372	1 oz.
K 655	Pipe coupling, 1/8" long.	230 to 372	1 oz.
K 860	Washer, 1-9/16" O. D., 1-1/32" I. D., 1/16" thick (not illustrated).		1 oz.
K 1184	Set screw, 1/2" Dia., 1" long (3 used).	230 to 372	1 oz.
K 1185	Set screw, 1/2" Dia., 1" long (3 used).	230 to 372	1 oz.
K 1529	Bronze-steel backed bushing, 1-1/16" I. D., 1-1/4" long (4 used).	310 to 372	3 oz.
L 476	Bearing housing (2 used). Order L 557A.	230 to 372	2
L 482	20 tooth sprocket to drive distributor, 1-1/16" bore.	230 to 372	7-3/4
L 483	Cylinder head, 1-1/16" bore. (2 used). Order L 483-1.	230 to 363	11-1/4
L 483-1	Cylinder head, 1-1/16" bore.	365 to 372	11-1/4
L 484	7 tooth drive sprocket, 1-1/16" bore.	230 to 273	3-1/4
L 485	15 tooth sprocket to drive upper cylinder, 1-1/16" bore, for No. 52 chain.	230 to 253	5
L 534	15 tooth sprocket to drive upper cylinder, 1-1/16" bore, for No. 62 chain.	262 to 372	5-3/4
L 546	8 tooth drive sprocket, 1-1/16" bore.	279 to 372	4
L 557A	Cylinder bearing assembly with 2 K 1529 bushings (2 used).	310 to 372	1-1/2
L 573	Main cylinder head, left. 1-1/16" bore. Order L 483-1.	365 to 372	11-1/4
931 SA	Bearing plate complete, right.	230 to 372	6-1/4
959 S	Roller for bearing, (16 required), 1/4" Dia., 2-17/32" long.	230 to 307	1 oz.
959-1/4 S	Roller bearing complete, left. Order 16 959S, 1 960S and 1 1498S.	230 to 307	1
959-1/2 S	Roller bearing complete, right. Order 16 959S, 1 960 S and 1 1015S.	230 to 307	1
960 S	Bearing end washer, 1-9/16" O. D., 1-3/32" I. D., 16 gauge (2 used) Order K 860.	230 to 307	1 oz.
982 SA	Bearing plate complete, left.	230 to 372	6-1/4
1015 S	Bearing closure washer, 2" O. D., 1-3/32" I. D., 18 gauge.	230 to 372	1 oz.
1036 SA	Cylinder bar with teeth, 1-3/8 x 1-3/8 x 5/32" angle, 38-5/8" long (2 used)	230 to 372	7
1037 SA	Bolt, machine, 3/8 x 1", with lock washer (2 used).		
	Cylinder bar with teeth, 1-3/8 x 1-3/8 x 5/32" angle, 38-5/8" long (2 used)	230 to 372	7
1038 SA	Bolt, machine, 3/8 x 1" with lock washer (2 used).		
	Cylinder bar with teeth, 1-3/8 x 1-3/8 x 5/32" angle, 38-5/8" long (2 used)	239 to 372	7
1061 S	Bolt, machine, 3/8 x 1" with lock washer (2 used).		
	Shaft, 1-1/16" Rd., 51-3/4" long.	230 to 372	13
1061-1/2 S	Shaft complete with 2 L 476 and bearings, 1 L 482, 2 L 483, 1 L 484, 1 L 485, 1 931 SA, 1 982 SA and 2 1161 S. Order A1061S.	230 to 353	67
1061-3/4 S	Shaft complete with 2 L 476 and bearings, 1 L 482, 2 L 483, 1 L 534, 1 L 546, 1 931-SA, 1 982-SA and 2 1161 S. Order A1061 S.	262 to 307	67
A1061 S	Shaft complete with 1 L 482, 2 L 483, 1 L 534, 1 L 546, 2 L 557A, 1 931 SA, 1 982 SA and 2 1161 S.	310 to 372	67
AA1061 S	Shaft complete with 1 L 482, 2 L 483, 1 L 484; 1 L 485, 2 L 557A, 1 931 SA, 1 982 SA and 2 1161 S. Order A1061 S.		67
1161 S	Anti-wrap shield, 6" Dia.	230 to 372	3/4
	Bolt, carriage, 1/4 x 1-1/2" (2 used).		
1498 S	Bearing closure (spacer) washer, 2" O. D., 1-3/32" I. D., 1/8" thick.	230 to 372	2 oz.
1527 S	Cylinder bar tooth with rivets. (30 used).	230 to 372	1/2
	Rivet, oval head, 5/16 x 3/4" (2 used).		

UPPER CYLINDER

MODEL 12 AND NO. 12A



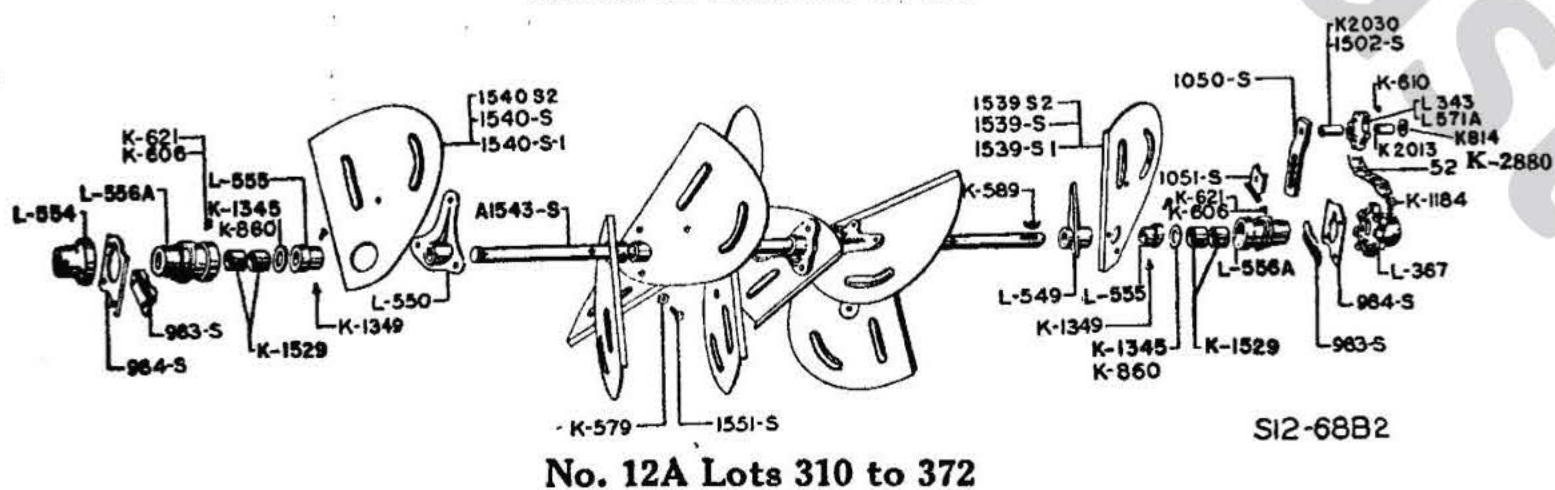
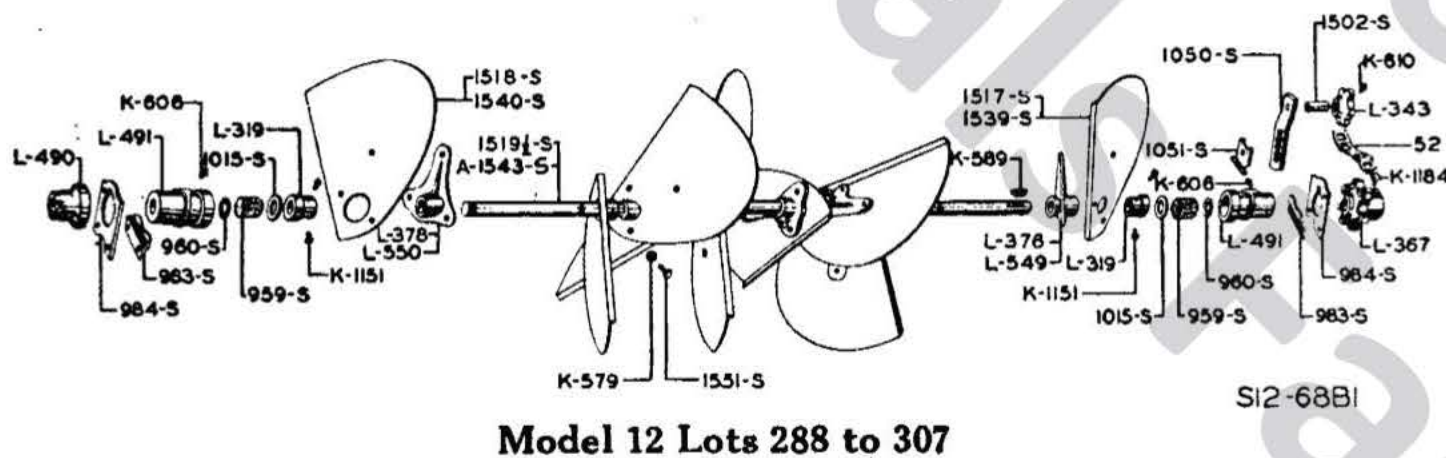
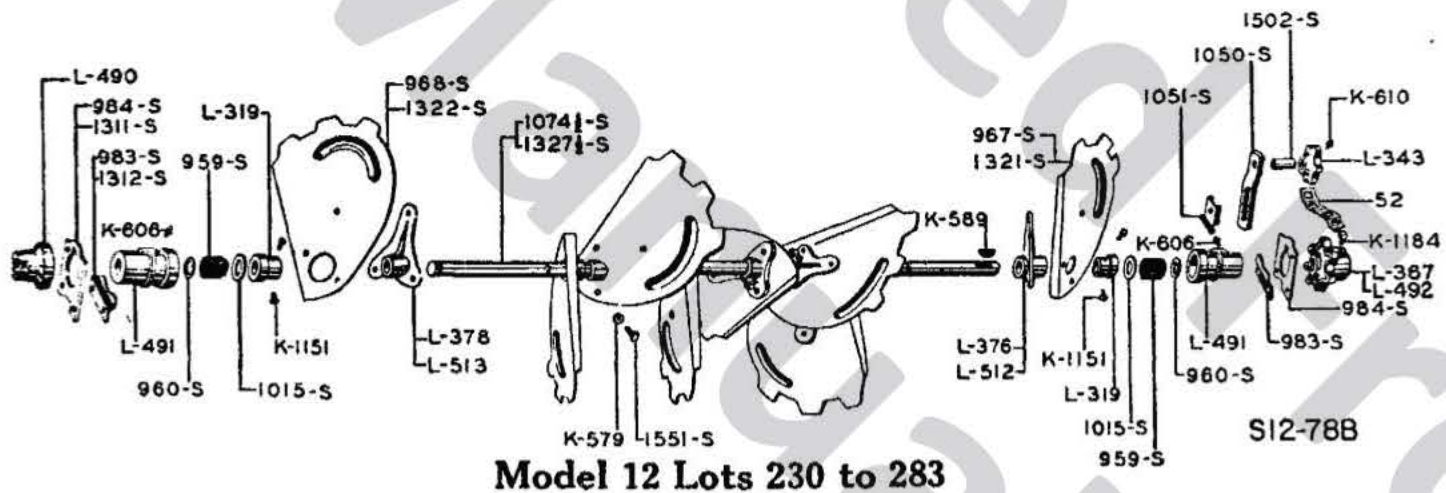
SI2-67BI

Part No.	Description	Lot No. All Incl.	Wt. Lbs.
52	Steel chain link (complete chain 40 links).....	230 to 253	2 oz.
62	Steel chain link (complete chain 40 links).....	230 to 372	2 oz.
K 589	No. 13 Woodruff key, 3/16" thick, 1" long. (3 used).....	230 to 372	1 oz.
K 606	Grease fitting, 1/8" pipe thread, straight, Order K 621.....	230 to 372	1 oz.
K 610	Grease fitting, 5/16" drive type.....	230 to 340	1 oz.
K 616	Grease fitting, 1/8" pipe thread, 67-1/2 degree elbow, Order K 623.....	230 to 372	1 oz.
K 621	Grease fitting, 1/8" pipe thread, straight, (3 used).....	230 to 372	1 oz.
K 623	Grease fitting, 1/8" pipe thread, 67-1/2 degree elbow.....	230 to 372	1 oz.
K 814	Washer, 1" O. D., 7/16" I. D., 1/16" thick. Order K 2880.....	348 to 372	2 oz.
K 872	Washer, 1-3/4" O. D., 1-1/32" I. D., 16 gauge. (2 used).....	230 to 372	1 oz.
K 1107	Spring cotter, 5/16" Dia., 1-1/4" long. Order 010255.....	230 to 372	1 oz.
K 1184	Set screw, 1/2" Dia., 3/4" long. (3 used).....	230 to 372	1 oz.
K 1822	Fiber bearing 23/32" O. D., 19/32" I. D., 1-5/8" long for L 572 A sprocket.....	344 to 372	1 oz.
K 2013	Fiber bearing 23/32" O. D., 19/32" I. D., 1-7/16" long, for L 571 A sprocket.....		1 oz.
K 2030	Bushing, 9/16" O. D., 1-9/16" long, used with L 571 A.....		3 oz.
K 2165	Bushing, 9/16" O. D., 31/64" I. D., 1-3/4" long.....	348 to 372	2 oz.
K 2880	Washer, 1" O. D. x 7/16" I. D. x 1/16" thick.....		
010255	Cotter pin, 5/16 x 1-1/4".....		
L 331	3 bar cylinder head, 1" bore. (2 used).....	230 to 283	3-1/4
L 343	6 tooth chain tightener sprocket, for No. 52 chain, AL 571 A will replace.....	230 to 253	1
AL 343	Bolt, machine 3/8 x 2-1/2" with lock washer.....		
	6 tooth chain tightener sprocket with bolt and bushing, for No. 52 chain. Order AL 571 A.....	230 to 253	1-1/4
L 358	Bearing, right, 1" bore.....	230 to 372	1-1/4
L 363	Bearing, left, 1" bore.....	230 to 372	1-1/4
L 416	8 tooth sprocket, 1" bore, for No. 52 chain.....	230 to 253	2-1/4
L 489	4 bar cylinder head, 1" bore. (2 used).....	288 to 372	5
L 533	8 tooth sprocket, 1" bore, for No. 62 chain.....	262 to 283	2-1/4
L 535	10 tooth sprocket, 1" bore, for No. 62 chain.....	Special	5
L 536	6 tooth tightener sprocket, Order L 572 A.....	262 to 341	1
AL 536	6 tooth tightener sprocket with bolt and bushing, Order AL 572 A.....	262 to 341	1-1/4
L 548	12 tooth sprocket, 1" bore, for No. 62 chain.....	288 to 372	5
L 571 A	6 tooth tightener sprocket.....		1 oz.
AL 571 A	6 tooth tightener sprocket with bolt and bushing.....		1-1/4
L 572 A	6 tooth tightener sprocket.....	344 to 372	1
AL 572 A	6 tooth tightener sprocket with bolt and bushing.....	344 to 372	1-1/4
A398 S	Bearing plate, right, 3/16 x 3-29/32" flat, 4" long.....	230 to 372	1
	Bolt, carriage, 3/8 x 7/8" with lock washer (2 used).....		
A399 S	Bearing plate, left, 3/16 x 3-29/32" flat, 4" long.....	230 to 372	1
	Bolt, carriage, 3/8 x 7/8" with lock washer (2 used).....		
520-1/2 S	Upper cylinder chain tightener with sprocket, bolt and bushing, Order AA 1464 SA1, (Not illustrated).....	230 to 253	3
1040 SA	Cylinder bar with teeth, 1-3/8 x 1-3/8 x 5/32" angle, 43-7/8" long.....	230 to 372	7-1/4
	Bolt, machine, 3/8 x 1" with lock washer (2 used).....		

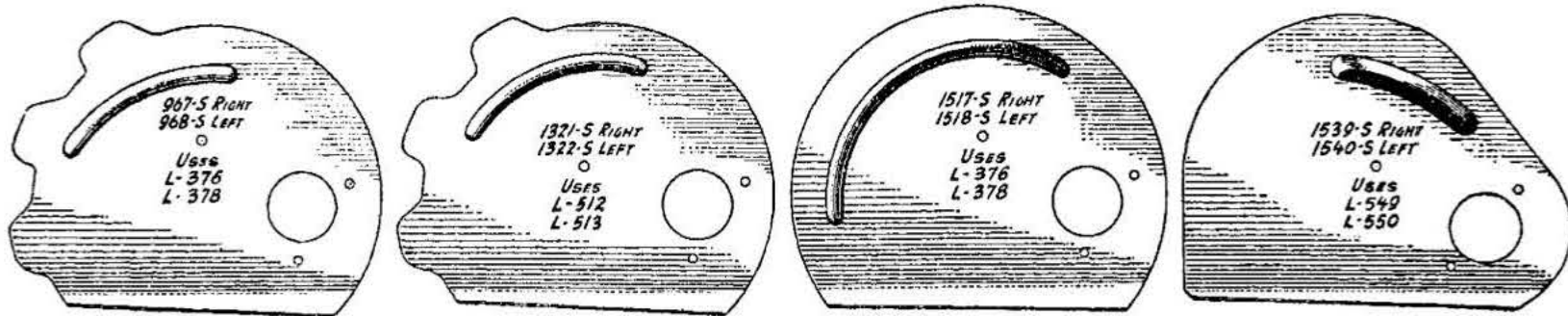
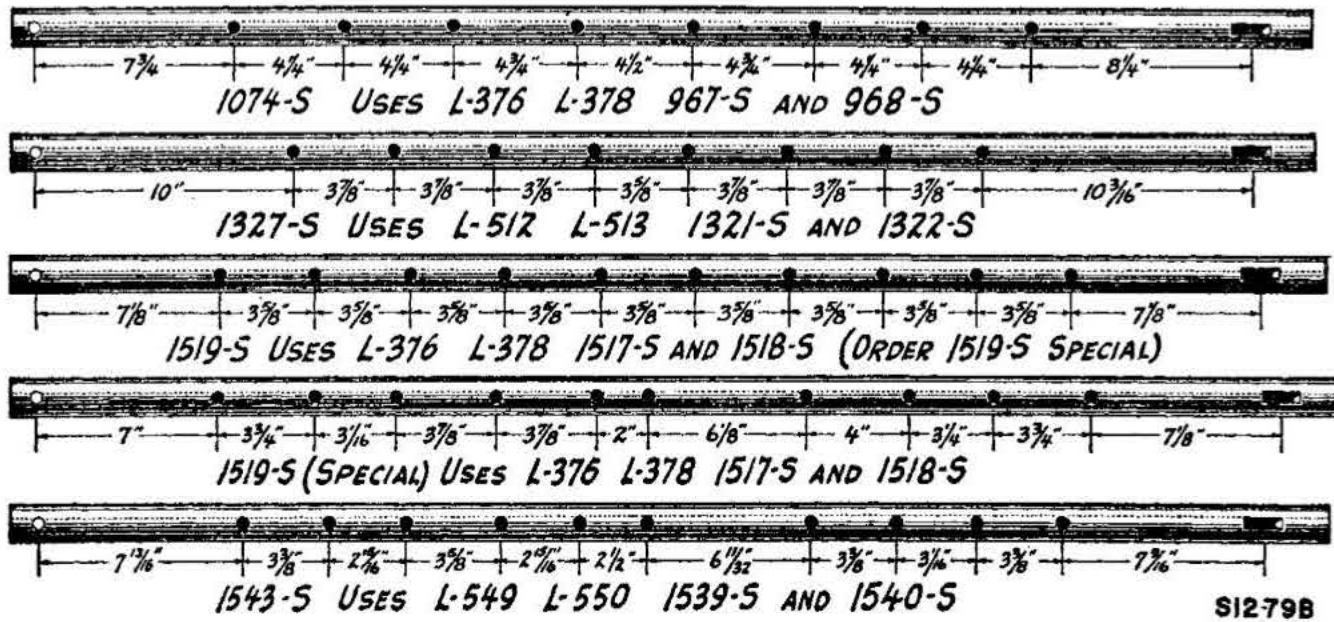
UPPER CYLINDER—Continued MODEL 12 AND NO. 12A

Part No.	Description	Lot No. All Incl.	Wt. Lbs.
1041 SA	Cylinder bar with teeth, 1-3/8 x 1-3/8 x 5/32" angle, 43-7/8" long. (2 used) ..	230 to 372	7-1/4
1042 SA	Bolt, machine, 3/8 x 1" with lock washer (2 used).....	230 to 372	7-1/4
1063 S	Cylinder bar with teeth, 1-3/8 x 1-3/8 x 5/32" angle, 43-7/8" long.....	230 to 372	11-1/2
1063-1/4 S	Bolt, machine, 3/8 x 1" with lock washer (2 used).....	230 to 372	11-1/2
1063-1/2 S	Shaft, 1" Rd., 51-3/4" long.....	230 to 372	11-1/2
A1063 S	Shaft complete with 2 L 331, 1 L 358, 1 L 363, 1 L 533, 1 A 398 S and 1 A 399 S.....	262 to 283	25
1464 SA	Shaft complete with 2 L 331, 1 L 358, 1 L 363, 1 L 416, 1 A 398 S and 1 A 399 S. Order A 1063 S.....	230 to 253	25
A 1464 SA	Shaft complete with 1 L 358, 1 L 363, 2 L 489, 1 L 548, 1 A 398 S and 1 A 399 S.....	288 to 372	26
A 1464 SA1	Chain tightener bracket.....	262 to 372	3-1/4
AA1464 SA	Bolt, carriage, 3/8 x 1-1/2" (2 used).....	262 to 341	2
AA 1464 SA 1	Chain tightener complete with sprocket, bolt and bushing for No. 62 chain, Order A 1464 SA1.....	344 to 372	2
1502 S	Chain tightener complete, with L 572 A sprocket, bolt and bushing for No. 62 chain.....	230 to 253	3-1/4
1503 S	Chain tightener complete with sprocket, bolt and bushing for No. 52 chain... Order AA 1464 SA1.....	230 to 372	3-1/4
1527 S	Bolt, carriage, 3/8 x 1-1/2" (2 used).....	230 to 253	2 oz.
1749 S	Chain tightener complete, with L 571 A sprocket, bolt and bushing for No. 52 chain.....	230 to 346	2 oz.
	Bushing, 19/32" O. D., 1-9/16" long.....	230 to 372	1/2
	Bushing, 19/32" O. D., 1-3/4" long.....	230 to 372	1/2
	Cylinder bar tooth with rivets. (20 used).....	358 to 372	1/4
	Rivet, oval head, 5/16 x 3/4" (2 used).....		
	Idler strap, 5/64 x 1" flat, 6-1/8" long.....		

DISTRIBUTER MODEL 12 AND NO. 12A



DISTRIBUTER—Continued
MODEL 12 AND NO. 12A



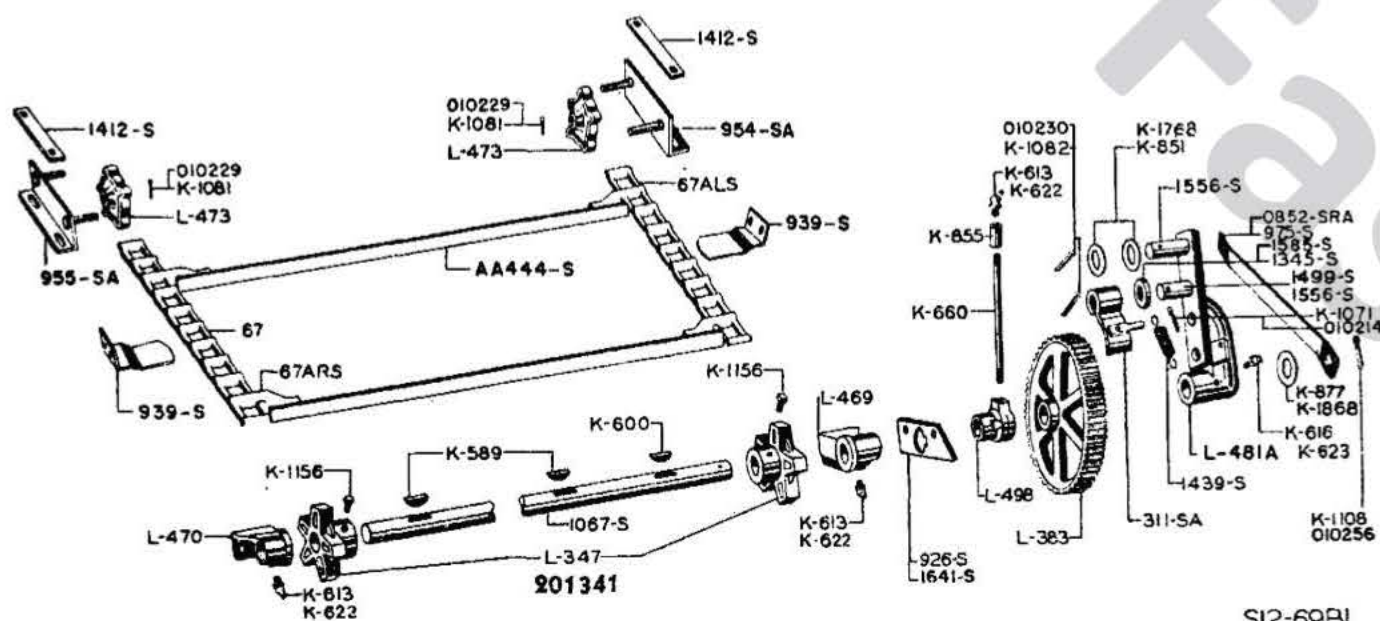
Part No.	Description	Lot No. All Incl.	Wt. Lbs.
52	Steel chain link (complete chain 44 links).....	230 to 372	2 oz.
K 579	Hexagon jam nut, 1/2" (8 or 10 used).....	230 to 372	1 oz.
K 589	No. 13 Woodruff key, 3/16" thick, 1" long.....	230 to 372	1 oz.
K 606	Grease fitting, 1/8" pipe thread, straight, Order K 621.....	230 to 372	1 oz.
K 610	Grease fitting, 5/16" drive type.....	230 to 341	1 oz.
K 621	Grease fitting, 1/8" pipe thread, straight.....	230 to 372	1 oz.
K 814	Washer, 1" O. D., 7/16" I. D., 1/16" thick. Order K 2880.....	348 to 372	1 oz.
K 860	Washer, 1-11/16" O. D., 1-3/32" I. D., 1/16" thick, (2 used).....	322 to 372	1 oz.
K 1151	Set screw, 5/16" Dia., 5/16" long (4 used).....	230 to 307	1 oz.
K 1184	Set screw, 1/2" Dia., 3/4" long.....	230 to 272	1 oz.
K 1345	Washer, 1-11/16" O. D., 1-3/32" I. D., 1/16" thick (2 used).....	310 to 321	1 oz.
K 1349	Set screw, 5/16" Dia., 3/8" long, low head (4 used).....	310 to 372	1 oz.
K 1529	Bronze-steel backed bushing, 1-1/16" I. D., 1-1/4" long.....	310 to 372	3 oz.
K 2013	Fiber bearing, 23/32" O. D., 1-7/16" long, for L 571 A.....	344 to 372	1 oz.
K 2030	Bushing, 9/16", 1-9/16" long, used with L 571 A.....	344 to 372	1 oz.
K 2880	Washer, 1" O. D., 7/16" I. D., 1/16" thick.....		
L 319	Spacer collar, 1-1/16" bore (2 used).....	230 to 307	3/4
L 343	6 tooth tightener sprocket, AL 571 A will replace.....	230 to 341	1
AL 343	Bolt, machine, 3/8 x 2-1/2" with lock washer.....		
L 367	6 tooth tightener sprocket with bolt and bushing, Order AL 571 A.....	230 to 341	1-1/4
	7 tooth sprocket, 1-1/16" bore.....	230 to 243	2-1/4
L 376	Paddle casting, right (4 used).....	262 to 372	
		230 to 243	2-1/4
L 378	Paddle casting, left (4 used).....	262 to 289	
		230 to 243	2-1/4
		262 to 289	
L 490	End collar.....	230 to 307	3/4
	Bolt, machine, 5/16 x 1-5/8" with lock washer.....		
L 491	Bearing housing. Order (1) L 556A, (1) L 554 and (1) L 555.....	230 to 307	2
L 492	8 tooth sprocket, 1-1/16" bore.....	248 to 253	2-1/4
L 512	Paddle casting, right (4 used).....	248 to 253	2-1/4
L 513	Paddle casting, left (4 used).....	248 to 253	2-1/4
L 549	Paddle casting, right (5 used).....	296 to 372	2-1/4
L 550	Paddle casting, left (5 used).....	296 to 372	2-1/4
L 554	End collar.....	310 to 372	1/2
	Rivet, button head, 5/16 x 1-3/4" long.....		
L 555	Spacer collar (2 used).....	310 to 372	1/2
L 556A	Distributor bearing assembly with 2 K 1529 bushing (2 used).....	310 to 372	2-3/4
L 571 A	6 tooth tightener sprocket.....	344 to 372	1
AL 571 A	6 tooth tightener sprocket with bolt and bushing.....	344 to 372	1-1/4
959 S	Roller for bearing, (16 required) 1/4" Dia., 2-17/32" long.....	230 to 307	1 oz.
959-1/2 S	Roller bearing complete, consisting of 16 959 S, 1 960 S and 1 1015 S.....	230 to 307	1

DISTRIBUTER—Continued

MODEL 12 AND NO. 12A

Part No.	Description	Lot No. All Incl.	Wt. Lbs.
960 S	Bearing end washer, 1-9/16" O. D., 1-3/32" I. D., 16 gauge (2 used). Order K 860.....	230 to 307	1 oz.
967 S	Paddle, right (4 used).....	230 to 243 262 to 289	3
968 S	Rivet, truss head, 5/16 x 3/4" (3 used)..... Paddle, left (4 used).....	230 to 243 262 to 289	3
983 S	Rivet, truss head, 5/16 x 3/4" (3 used)..... Keeper for bearing, 1/8 x 1-3/4" flat, 4" long (2 used).....	230 to 372	1/4
984 S	Bolt, machine, 3/8 x 1" with lock washer (2 used).....	230 to 372	3/4
1015 S	Bearing plate, 3/16 x 4" flat, 3-7/8" long (2 used).....	230 to 307	1 oz.
1050 S	Bearing closure washer, 2" O. D., 1-3/32" I. D., 18 gauge (2 used)..... Chain tightener arm, 5/16 x 1-1/4" flat, 7-3/4" long.....	230 to 372	1
A1050 S	Bolt, machine, 3/8 x 1-1/4" with lock washer (2 used).....	230 to 341	2-1/4
AA1050 S	Chain tightener complete with sprocket, Order AA 1050 S.....	344 to 372	2-1/4
1051 S	Chain tightener complete with sprocket, bolt and bushing.....	230 to 372	2 oz.
1074-1/2 S	Lock for chain tightener arm.....	230 to 243 262 to 289	14-1/2
1074-1/2 SA	Shaft with sprocket, 1-1/16" Rd., 48-13/16" long.....	230 to 243 262 to 289	70
1321 S	Distributer complete. Order AA1543 S2.....	248 to 253	3
1322 S	Paddle, right (4 used)..... Rivet, truss head, 5/16 x 3/4" (3 used)..... Paddle, left (4 used).....	248 to 253	3
1327-1/2 S	Rivet, truss head, 5/16 x 3/4" (3 used).....	248 to 253	14-1/2
1327-1/2 SA	Shaft with sprocket, 1-1/16" Rd., 48-13/16" long.....	248 to 253	70
1502 S	Distributer complete. Order AA1543 S2.....	230 to 341	2 oz.
1517 S	Bushing, 19/32" O. D., 1-9/16" long.....	288 to 289	3
1518 S	Paddle, right (5 used).....	288 to 289	3
1519-1/2 S	Paddle, left (5 used).....	288 to 289	14-1/2
1519-1/2 SA	Shaft with sprocket, 1-1/16" Rd., 48-5/8" long, Order 1519-1/2 S Special.....	288 to 289	75
1539 S	Distributer complete. Order AA1543 S2.....	296 to 322	3-1/2
1539 S1	Paddle, right, (5 used), Order 1539 S2.....	323 to 350	3-1/2
1539 S2	Paddle, right (5 used).....	351 to 372	3-1/2
1539 SA1	Paddle and casting assembly, right. [Order 1539 SA2].....	343 to 350	6
1539 SA2	Paddle and casting assembly, right.....	351 to 372	6
1540 S	Paddle, left, (5 used), Order 1540 S2.....	296 to 322	3-1/2
1540 S1	Paddle, left, (5 used), Order 1540 S2.....	323 to 350	3-1/2
1540 S2	Paddle, left (5 used).....	351 to 372	3-1/2
1540 SA1	Paddle and casting assembly, left. [Order 1540 SA2].....	323 to 350	6
1540 SA2	Paddle and casting assembly, left.....	351 to 372	6
A1543 S	Shaft with sprocket, 1-1/16" Rd., 48-7/8" long.....	296 to 372	14-1/2
AA1543 S	Distributer complete. Order AA1543 S2.....	310 to 348	75
1543-1/2 SA	Distributer complete, Order AA1543 S2.....	296 to 307	75
AA1543 S2	Distributer, complete.....	351 to 372	
1551 S	Set screw, 1/2" Dia., 1-5/16" long, cone point. (8 or 10 used).....	230 to 372	1 oz.

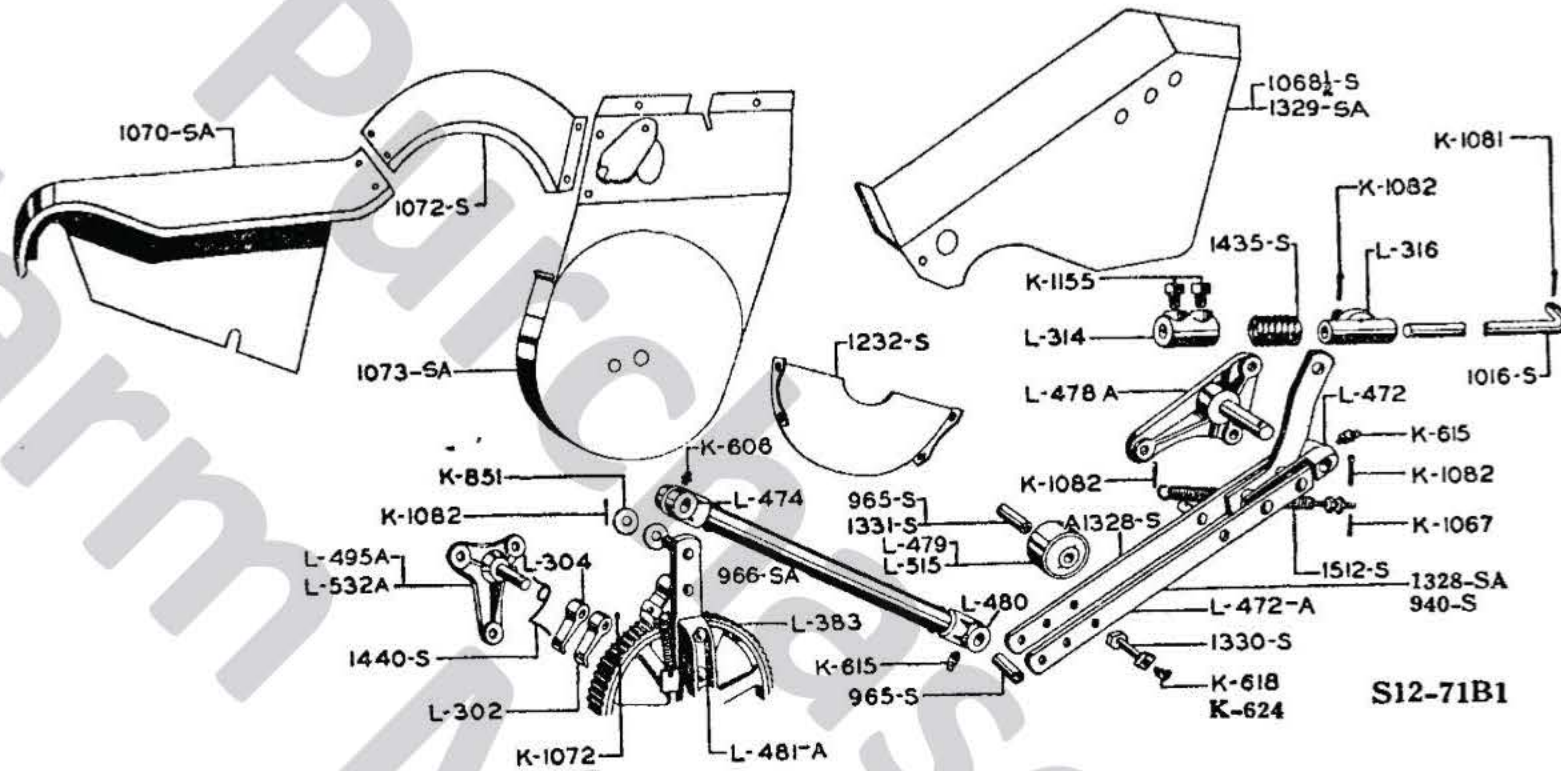
FEED SHAFT AND CONVEYOR



FEED SHAFT AND CONVEYOR Continued
MODEL 12 AND NO. 12A

Part No.	Description	Lot No. All Incl.	Wt. Lbs.
67	Plain steel chain link (174 used)	230 to 372	2 oz.
67 ARS	Steel attachment link, left (17 used)	230 to 372	3 oz.
	Rivet, flat head, 5/16 x 5/8"		
67 ALS	Steel attachment link, right (17 used)	230 to 372	3 oz.
	Rivet, flat head, 5/16 x 5/8"		
K 589	No. 13 Woodruff key, 3/16" thick, 1" long (2 used)	230 to 372	1 oz.
K 600	No. 20 Woodruff key, 7/32" thick, 1-1/4" long	230 to 372	1 oz.
K 613	Grease fitting, 1/8" pipe thread, 30 degree elbow, (2 used), Order K 622	230 to 372	1 oz.
K 616	Grease fitting, 1/8" pipe thread, 67-1/2 degree elbow, Order K 623	230 to 372	1 oz.
K 622	Grease fitting, 1/8" pipe thread, 30 degree elbow, (2 used)	230 to 372	1 oz.
K 623	Grease fitting, 1/8" pipe thread, 67-1/2 degree elbow	230 to 372	1 oz.
K 655	Pipe coupling, 1/8"	230 to 372	1 oz.
K 660	Pipe nipple, 1/8" I. D., 8" long	230 to 372	3 oz.
K 851	Washer, 1-1/2" O. D., 15/16" I. D., 16 gauge (2 used), Order K 1768	230 to 332	1 oz.
K 877	Washer, 1-3/4" O. D., 1-1/8" I. D., 16 gauge, Order K 1868	230 to 332	1 oz.
K 1071	Spring cotter, 1/8" Dia., 3/4" long, Order 010214	230 to 372	1 oz.
K 1081	Spring cotter, 3/16" Dia., 1" long (2 used), Order 010229	230 to 372	1 oz.
K 1082	Spring cotter, 3/16" Dia., 1-1/4" long (2 used), Order 010230	230 to 372	1 oz.
K 1108	Spring cotter, 5/16" Dia., 1-1/2" long, Order 010256	230 to 372	1 oz.
K 1156	Set screw, 3/8" Dia., 5/8" long, low head (2 used)	230 to 372	1 oz.
K 1768	Washer, 1-1/2" O. D., 25/32" I. D., 3/32" thick, (2 used)	334 to 372	1 oz.
K 1868	Washer, 1-3/4" O. D., 1-1/8" I. D., 16 gauge	334 to 372	1 oz.
010214	Cotter pin, 1/8 x 3/4"		
010229	Cotter pin, 3/16 x 1"		
010230	Cotter pin, 3/16 x 1-1/4"		
010256	Cotter pin, 5/16 x 1-1/2"		
201341	5-tooth feed sprocket		2-1/4
L 347	5 tooth feed sprocket, 1-1/16" bore. (2 used), Order 201341	230 to 372	2
L 383	Ratchet wheel, 1-1/16" bore	230 to 372	12-1/4
L 469	Feed bearing, right, 1-1/16" bore	230 to 372	2
	Bolt, machine, 3/8 x 1-1/4" with lock washer (2 used)		
L 470	Feed bearing, left, 1-1/16" bore	230 to 372	2
	Bolt, machine, 3/8 x 1-1/4" with lock washer (2 used)		
L 473	5 tooth idler sprocket (2 used)	230 to 372	1-1/2
L 481A	Feed arm complete with pawl and spring	230 to 372	7
L 498	Angle feed bearing, 1-1/16" bore	230 to 372	3/4
311 SA	Feed pawl, 1/4 x 1-1/4" flat, 5-3/4" long	230 to 372	3/4
AA444 S	Conveyor bar with attachment, links, 1-3/8 x 1 x 5/32" angle, 36-1/4" long, overall (16 used)	230 to 372	3-1/2
926 S	Angle feed bearing plate	230 to 340	3/4
	Rivet, oval head, 3/8 x 3/4" (2 used)		
939 S	Conveyor slide complete, 1/8 x 3" flat, 3-11/16" long (2 used)	230 to 372	3/4
	Bolt, machine, 5/16 x 3/4" with lock washer (2 used)		
954 SA	Conveyor tightener with studs, right, 2-1/2 x 1-1/2 x 3/16" angle, 9" long	230 to 372	3
955 SA	Conveyor tightener with studs, left, 2-1/2 x 1-1/2 x 3/16" angle, 9" long	230 to 372	3
975 S	Feed shaft brace, 1/4 x 1-1/2" flat, 22-1/2" long, Order 0852 SRA	230 to 372	2-1/2
	Bolt, machine, 7/16 x 1" with lock washer		
1039 S	Clamp strap for idler, 3/16 x 1-1/4" flat, 8" long (2 used) Order 1412 S	230 to 317	1
	Bolt, carriage, 7/16 x 1-1/4" with lock washer (2 used)		
1067 S	Shaft, 1-1/16" Rd., 47" long	230 to 372	11-3/4
1067 SA	Shaft complete with (2) 201341 sprockets	230 to 372	15-1/2
1345 S	Washer, 1-5/8" O. D., 15/16" I. D., 1/4" thick, Order 1585 S	230 to 323	1/4
1412 S	Clamp strap for idler, 3/16 x 1" flat, 8" long	230 to 372	1/2
1439 S	Extension spring, 5/8" O. D., 2-1/4" long, overall, 20 coils	230 to 372	2 oz.
1499 S	Feed pawl stud, 7/8" O. D., 2-17/32" long	230 to 323	1/4
1556 S	Stud for feed arm and pawl, 7/8" Dia., 2-3/4" long, (2 used)	230 to 325	1/4
1585 S	Feed pawl spacer, 1-1/4" O. D., 7/16" long	326 to 372	1/4
1625 SA	Conveyor chain with No. 67 steel chain and AA 444 S bar; 176 No. 67 plain links; 16 No. 67 ARS and 16 No. 67 ALS attachment links; 8 bars each followed by 6 plain links and 8 bars each followed by 5 plain links. Order 0895 SRA	230 to 372	103
1641 S	Angle feed bearing plate	341 to 372	3/4
	Rivet, oval head, 3/8 x 3/4", (2 used)		
0895 SRA	Conveyor chain assembly with (13) AA444S bar, (182) No. 67 steel links, (13) ARS and (13) ALS attachment links. Assemble (1) bar followed by (7) plain links for (13) consecutive units		

FEED MECHANISM MODEL 12 AND NO. 12 A



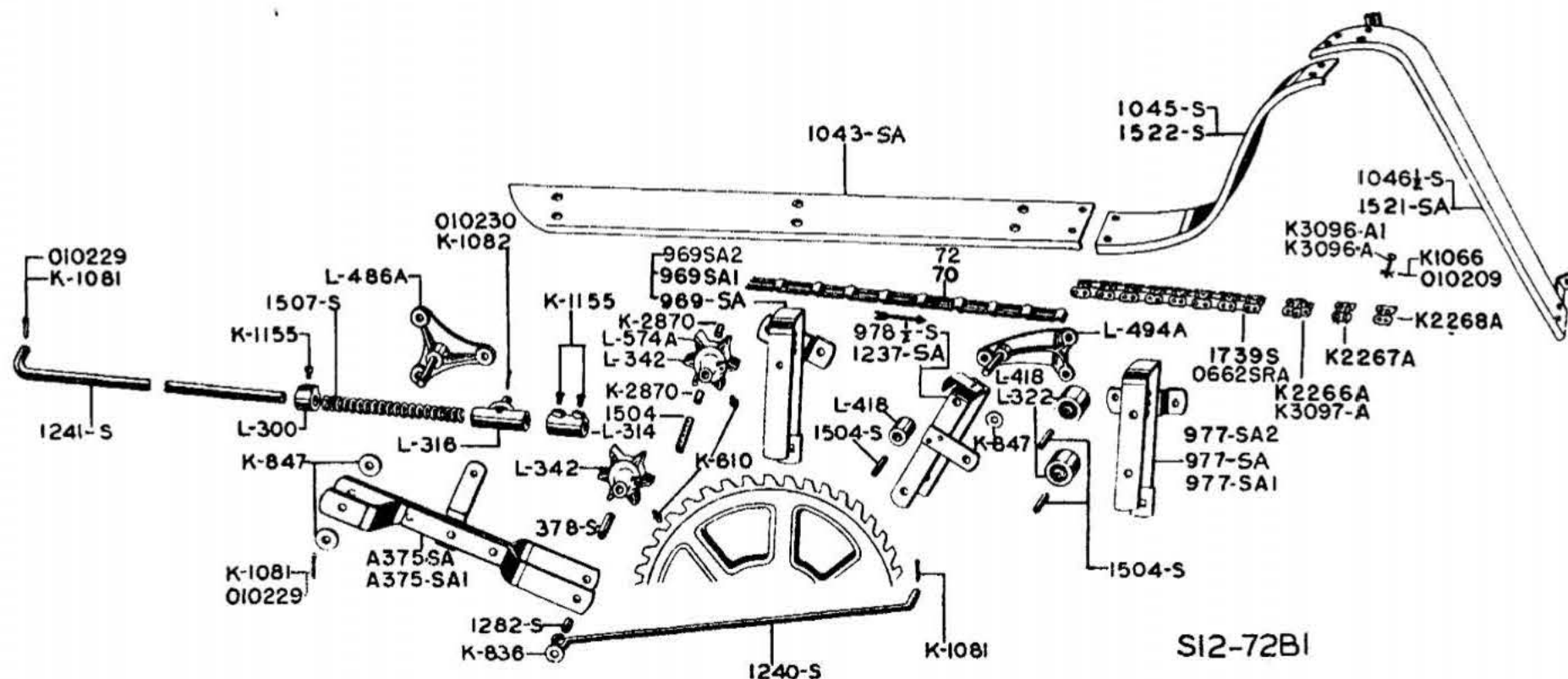
Part No.	Description	Lot No. All Incl.	Wt. Lbs.
K 606	Grease fitting, 1/8" pipe thread, straight, Order K 621.	230 to 372	1 oz.
K 615	Grease fitting, 1/8" pipe thread, 45 degree elbow. (2 used).	230 to 372	1 oz.
K 618	Grease fitting, 1/8" pipe thread, 90 degree elbow, Order K 624.	230 to 372	1 oz.
K 621	Grease fitting, 1/8" pipe thread, straight. [Not illustrated].	230 to 372	1 oz.
K 624	Grease fitting, 1/8" pipe thread, 90 degree elbow.	230 to 372	1 oz.
K 851	Washer, 1-1/2" O. D., 15/16" I. D., 16 gauge (2 used), Order K1768.	230 to 332	1 oz.
K 1067	Spring cotter, 3/32" Dia., 3/4" long. Order 010210.	230 to 372	1 oz.
K 1072	Spring cotter, 1/8" Dia., 1" long. Order 010215.	230 to 372	1 oz.
K 1081	Spring cotter, 3/16" Dia., 1" long. Order 010229.	230 to 372	1 oz.
K 1082	Spring cotter, 3/16" Dia., 1-1/4" long (4 used). Order 010230.	230 to 372	1 oz.
K 1155	Set screw, 3/8" Dia., 5/8" long (2 used).	230 to 372	1 oz.
K 1768	Washer, 1-1/2" O. D., 25/32" I. D., 3/32" thick.	334 to 372	1 oz.
010210	Cotter pin, 3/32 x 3/4"		
010215	Cotter pin, 1/8 x 1"		
010229	Cotter pin, 3/16 x 1"		
010230	Cotter pin, 3/16 x 1-1/4"		
L 302	Retention pawl, short.	230 to 372	1/2
L 304	Retention pawl, long.	230 to 372	1/2
L 314	Double set collar.	230 to 372	1/2
L 316	Slide collar.	230 to 372	1/2
L 383	Ratchet wheel, 1-1/16" bore.	230 to 372	12-1/4
L 472	Auxiliary feed arm bearing with rivets.	230 to 372	2
L 472A	Rivet, wagon box head, 3/8 x 3" (2 used).	230 to 372	9-3/4
L 474	Auxiliary feed arm complete with arms, roller and spring.	230 to 372	1-1/4
L 478A	Upper insert for feed arm tube.	230 to 372	1-1/4
L 479	Rivet, oval head, 1/4 x 1-3/4"	230 to 372	3
L 480	Auxiliary feed arm post with pin.	230 to 372	3
L 481A	Bolt, carriage, 3/8 x 1-3/4"		
L 495A	Bolt, carriage, 3/8 x 2" (2 used).		
L 515	Roller for feed arm. Order L 515 with 1330 S and 1331 S.	230 to 243	1-3/4
L 532A	Lower insert for feed arm tube.	230 to 372	1-1/4
940 S	Rivet, oval head, 1/4 x 1-3/4"	230 to 372	7
965 S	Feed arm complete with pawl and spring.	230 to 253	1-1/2
966 SA	Retention pawl support with pin.	230 to 253	1-1/2
1016 S	Bolt, carriage, 3/8 x 1-1/2" (3 used).		
	Roller for feed arm.	248 to 372	1-3/4
	Retention pawl support with pin.	262 to 372	1-1/2
	Bolt, carriage, 3/8 x 1-1/2" (3 used).		
	Feed hanger arm, 1/4 x 1-3/4" flat, 16-1/2" long.	230 to 243	2-3/4
	Bushing, 7/8" O. D., (.870"), 1-15/16" long. Also used in feed roller.		
	Lots 230 to 243 only.	230 to 372	1/4
	Bolt, machine, 1/2 x 3-1/4" with lock washer.		
	Feed mechanism connecting tube.	230 to 372	5-3/4
	Feed rod, 9/16" Rd, 92-3/4" long.	230 to 372	6-1/2

FEED MECHANISM—Continued

MODEL 12 AND NO. 12A

Part No.	Description	Lot No. All Incl.	Wt. Lbs.
1068-1/2 S	Auxiliary feed arm shield.....	230 to 243	3-1/4
1070 SA	Bolt, machine, 5/16 x 3/4" with lock washer.....	230 to 372	5-1/2
1072 S	Distributor chain shield.....	230 to 372	1-1/4
1073 SA	Bolt, machine, 5/16 x 3/4" with lock washer.....	230 to 372	5-1/2
1232 S	Shield connecting distributor and ratchet wheel shields, 14" long.....	230 to 372	1
1328 S	Bolt, oven head, 1/4 x 1/2" with lock washer (4 used).....	243 to 372	2-3/4
A1328 S	Ratchet wheel shield.....	248 to 372	2-3/4
1329 SA	Bolt, carriage, 5/16 x 1-1/4" (2 used).....	248 to 372	4
1330 S	Inner ratchet wheel shield.....	248 to 372	1/4
1331 S	Bolt, carriage, 1/4 x 1/2" with lock washer (4 used).....	248 to 372	1/4
1435 S	Feed hanger arm, 1/4 x 1-3/4 x 16-1/2" long.....	230 to 372	1/4
1440 S	Feed hanger arm with stud, 1/4 x 1-3/4 x 16-1/2" long.....	262 to 372	1 oz.
1512 S	Auxiliary feed arm shield.....	230 to 372	1/4
	Bolt, machine, 5/16 x 3/4" with lock washer.....		
	Feed roller bolt, 5/8" Dia., 2-7/8" long.....		
	Bushing for feed roller, 1" O. D., (.997"), 1-15/16" long.....		
	Compression spring, 1.307" O. D., 2-3/4" long, 5 coils.....		
	Torsion spring.....		
	Extension spring with bolt, 7/8" O. D., 5-1/2" long, overall, 39 coils.....		

MAIN DRIVE



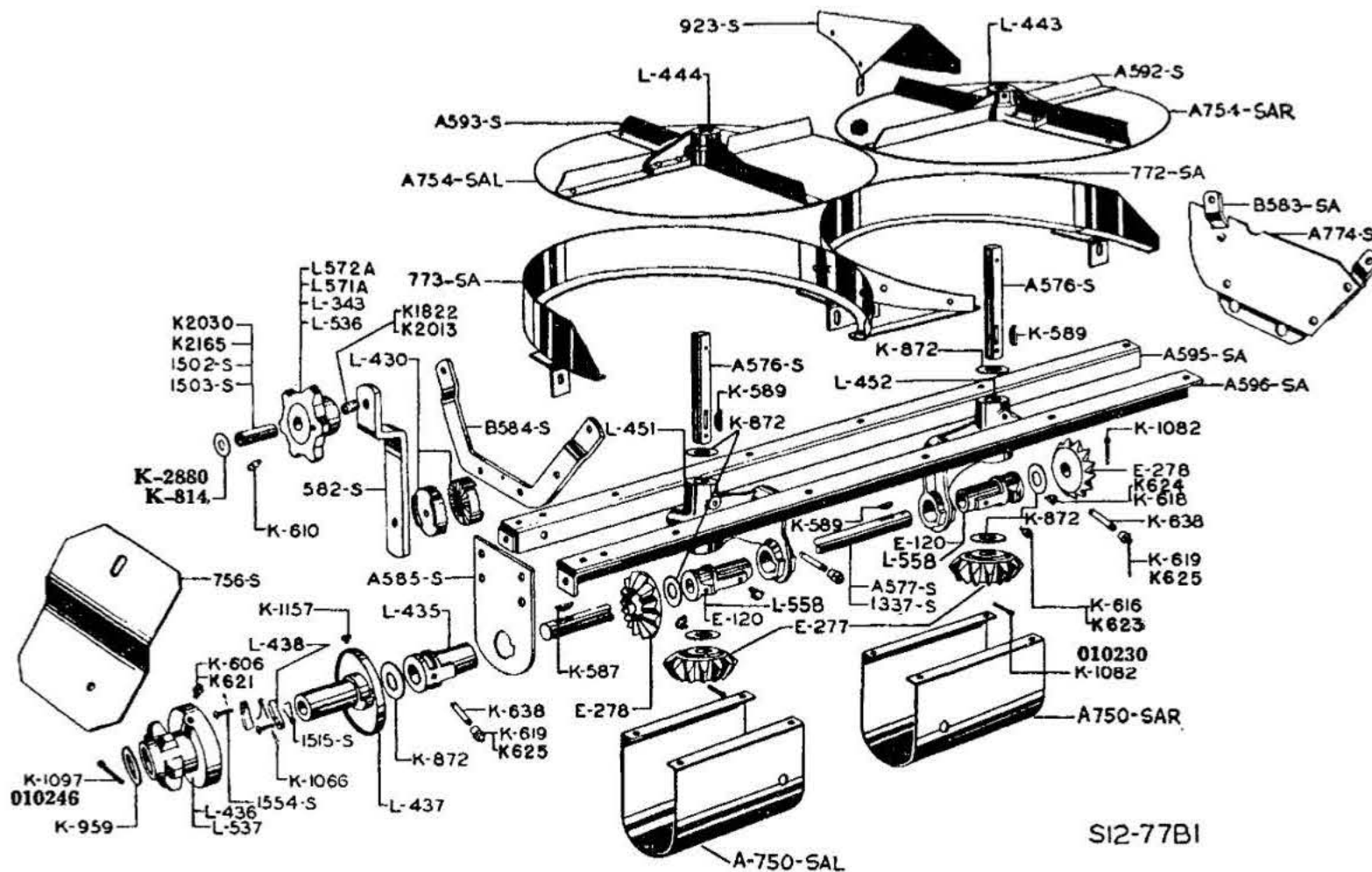
MAIN DRIVE—Continued

MODEL 12 AND NO. 12A

Part No.	Description	Lot No. All Incl.	Wt. Lbs.
70	Steel chain link (complete chain 71 links).....	230 to 372	2 oz.
72	Steel chain link, complete chain 71 links.....		2 oz.
K 610	Grease fitting, 5/16" drive type (2 used).....	230 to 372	1 oz.
K 836	Washer, 1-3/8" O. D., 7/16" I. D., 16 gauge.....	230 to 372	1 oz.
K 847	Washer, 1-1/2" O. D., 21/32" I. D., 13 gauge.....	230 to 372	1 oz.
K 1081	Spring cotter, 3/16" Dia., 1" long (2 used). Order 010229.....	230 to 372	1 oz.
K 1082	Spring cotter, 3/16" Dia., 1-1/4" long. Order 010230.....	230 to 372	1 oz.
K 1155	Set screw, 3/8" Dia., 5/8" long (3 used).....	230 to 372	1 oz.
K 2266 A	Offset link assembly.....	354 to 372	3/4
K 2267 A	Pin link assembly.....	354 to 372	1/4
K 2268 A	Roller link assembly.....	354 to 372	1/4
K 2870	Bearing fiber, 7/8" O. D., 5/8" I. D., 1" long.....	369 to 372	
K 3096A	Pin and cotter key. Order K 3096A1.....		
K 3096A1	Pin and cotter key.....		
K 3097A	Detachable link.....		
010229	Cotter pin, 3/16 x 1".....		
010230	Cotter pin, 3/16 x 1-1/4".....		
L 300	Single set collar.....	230 to 372	1/4
L 314	Double set collar with set screws.....	230 to 372	1/2
L 316	Slide collar.....	230 to 372	1/2
L 322	Straddler roller (2 used).....	230 to 372	1-3/4
L 342	Bolt, machine, 3/8 x 3-3/4" with lock washer (2 used).....	230 to 372	1-3/4
	6 tooth idler sprocket (2 used).....		
	Bolt, machine, 3/8 x 3-3/4" with lock washer.....		
L 418	Bolt, carriage, 3/8 x 4" with lock washer when used in A 375 SA1 drive arm. Roller for auxiliary drive arm.....	230 to 372	1
L 486A	Bolt, machine, 3/8 x 3-1/2" with lock washer..... Drive arm post with pin.....	230 to 372	2-3/4
	Bolt, carriage, 3/8 x 1-1/2".....		
L 494A	Bolt, carriage, 3/8 x 1-3/4" (2 used)..... Auxiliary drive arm post with pin.....	233 to 372	3
	Bolt, carriage, 3/8 x 1-1/2".....		
	Bolt, carriage, 3/8 x 1-3/4" (2 used).....		
L 574A	5 tooth sprocket with 2 K 2870 bushings.....	369 to 372	
A375 SA	Drive arm complete with sprocket. Order A375 SA1.....	230 to 372	7-1/4
A375 SA1	Drive arm complete with sprocket.....		
378 S	Bushing, 19/32" O. D., 2-5/16" long.....	230 to 372	1 oz.
969 SA	Front chain straddler with bracket. Order 969 SA2.....	230 to 372	3
	Bolt, carriage, 3/8 x 1-1/2" (3 used).....		
969 SA1	Front chain straddler with bracket. Order 969 SA2.....	354 to 372	3
	Bolt, carriage, 3/8 x 1-1/2" [3 used].....		
969 SA2	Front chain straddler with bracket.....	369 to 372	
977 SA	Rear chain straddler with bracket. Order 977 SA2.....	230 to 372	3
	Bolt, carriage, 3/8 x 1-1/2" (3 used).....		
977 SA2	Rear chain straddler with bracket.....		
978-1/2 S	Auxiliary drive arm.....	230 to 232	3
1043 SA	Drive chain shield, 4 x 41" long, 18 gauge.....	230 to 372	3
	Bolt, carriage, 5/16 x 1-1/4" (3 used).....		
1045 S	Shield connecting drive chain and upper cylinder chain shields. Bolt, oven head, 1/4 x 1/2" with lock washer (4 used).....	230 to 283	1-1/4
1046-1/2 S	Upper cylinder chain shield, 4 x 30" long, 18 gauge.....	230 to 283	1-3/4
	Bolt oven head, 5/16 x 3/4" with lock washer.....		
	Bolt, carriage, 3/8 x 1-3/4".....		
★ 1234 S	Auxiliary drive arm post with pin (Not illustrated).....	230 to 232	2-1/2
	Bolt, carriage, 3/8 x 1-1/2" (4 used).....		
1237 SA	Auxiliary drive arm.....	233 to 372	3
1240 S	Auxiliary drive rod, 1/2" Rd., 33-1/8" long.....	233 to 372	2
1241 S	Drive rod, 9/16" Rd., 63-1/4" long.....	233 to 372	4-1/2
1282 S	Bushing, 19/32" O. D., 9/16" long.....	230 to 372	1 oz.
1504 S	Bushing, 19/32" O. D., 2-7/16" long (4 used).....	230 to 372	1 oz.
1507 S	Compression spring, 7/8" O. D., 7" long, 23 coils.....	230 to 372	1/4
1521 SA	Upper cylinder chain shield, 4 x 33-1/2" long, 18 gauge.....	288 to 372	2
	Bolt, oven head, 5/16 x 3/4" with lock washer.....		
	Bolt, carriage, 3/8 x 1-3/4".....		
1522 S	Shield connecting drive chain and upper cylinder chain shields. Bolt, oven head, 1/4 x 1/2" with lock washer (4 used).....	288 to 372	1-1/4
1739 S	Main drive chain, No. 770 tubular type. (Complete chain, 71 pitches). Order 0662 SRA.....	354 to 372	24
0662 SRA	Main drive chain No. 672 pintle type, 71 pitches.....		

★ Not available.

LIME ATTACHMENT DISC ASSEMBLY MODEL 12 AND NO. 12A



Part No.	Description	Lot No. All Incl.	Wt. Lbs.
E 120	Bearing, 1" bore. (2 used). Order L 558.	230 to 307	1-1/2
E 277	13 tooth bevel gear, 1" bore. (2 used).	230 to 372	1-1/4
E 278	14 tooth bevel gear, 1" bore. (2 used).	230 to 372	1-1/2
K 587	No. 26 Woodruff key, 3/16" thick, 1-3/4" long.	230 to 372	1 oz.
K 589	No. 13 Woodruff key, 3/16" thick, 1" long. (4 used)	230 to 372	1 oz.
K 606	Grease fitting, 1/8" pipe thread, straight, Order K 621.	230 to 372	1 oz.
K 610	Grease fitting, 5/16" drive type.	230 to 372	1 oz.
K 616	Grease fitting, 1/8" pipe thread, 67-1/2 degree elbow, (2 used), Order K 623.	230 to 372	1 oz.
K 618	Grease fitting, 1/8" pipe thread, 90 degree elbow, (2 used), Order K 624.	230 to 372	1 oz.
K 619	Grease fitting, 1/8" female pipe thread, straight, (3 used), Order K 625.	230 to 372	1 oz.
K 621	Grease fitting, 1/8" pipe thread, straight.	230 to 372	1 oz.
K 623	Grease fitting, 1/8" pipe thread, 67-1/2 degree elbow.	230 to 372	1 oz.
K 624	Grease fitting, 1/8" pipe thread, 90 degree elbow.	230 to 372	1 oz.
K 625	Grease fitting, 1/8" female pipe thread, straight.	230 to 372	1 oz.
K 638	Pipe nipple, 1/8" I. D., 1-1/2" long. (3 used).	230 to 372	1 oz.
K 814	Washer, 1" O. D., 7/16" I. D., 16 gauge. Order K 2880.	230 to 372	1 oz.
K 872	Washer, 1-3/4" O. D., 1-1/32" I. D., 16 gauge. (7 used).	230 to 372	1 oz.
K 959	Washer, 2-1/2" O. D., 1-11/16" I. D., 16 gauge.	230 to 372	1 oz.
K 1066	Spring cotter, 3/32" Dia., 1/2" long (2 used). Order 010209.	230 to 372	1 oz.
K 1082	Spring cotter, 3/16" Dia., 1-1/4" long (3 used). Order 010230.	230 to 372	1 oz.
K 1097	Spring cotter, 1/4" Dia., 2-1/4" long. Order 010246.	230 to 372	1 oz.
K 1157	Set screw, 3/8" Dia., 5/8" long, cross drilled.	230 to 372	1 oz.
K 1822	Fiber bearing, 23/32" O. D., 19/32" I. D., 1-5/8" long, for L 572 A sprocket	344 to 372	1 oz.
K 2013	Fiber bearing, 23/32" O. D., 19/32" I. D., 1-7/16" long, for L 571 A sprocket		1 oz.
K 2030	Bushing, 9/16" O. D., 1-9/16" long, for L 571 A sprocket.		3 oz.
K 2165	Bushing, 9/16" O. D., 31/64" I. D., 1-3/4" long.	348 to 372	2 oz.
K 2880	Washer, 1" O. D. x 7/16 I. D. x 1-1/16 thick.		
010209	Cotter pin, 3/32 x 1/2"		
010230	Cotter pin, 3/16 x 1-1/4"		
010246	Cotter pin, 1/4 x 2-1/4"		
L 343	6 tooth idler sprocket, for No. 52 chain AL 571 A will replace.	230 to 253	1
AL 343	Bolt, machine, 3/8 x 2-1/2" with lock washer		
L 430	6 tooth idler sprocket with bolt and bushing, for No. 52 chain, Order AL 571 A.	230 to 253	1-1/4
L 435	Tightener ratchet. (2 used).	230 to 372	1/2
L 436	Bearing, 1" bore.	230 to 372	1
AL 436	6 tooth ratchet sprocket, for No. 52 chain.	230 to 253	3
	Six tooth ratchet sprocket with ratchet clutch, pawl and spring, for No. 52 chain.	230 to 253	6-1/2

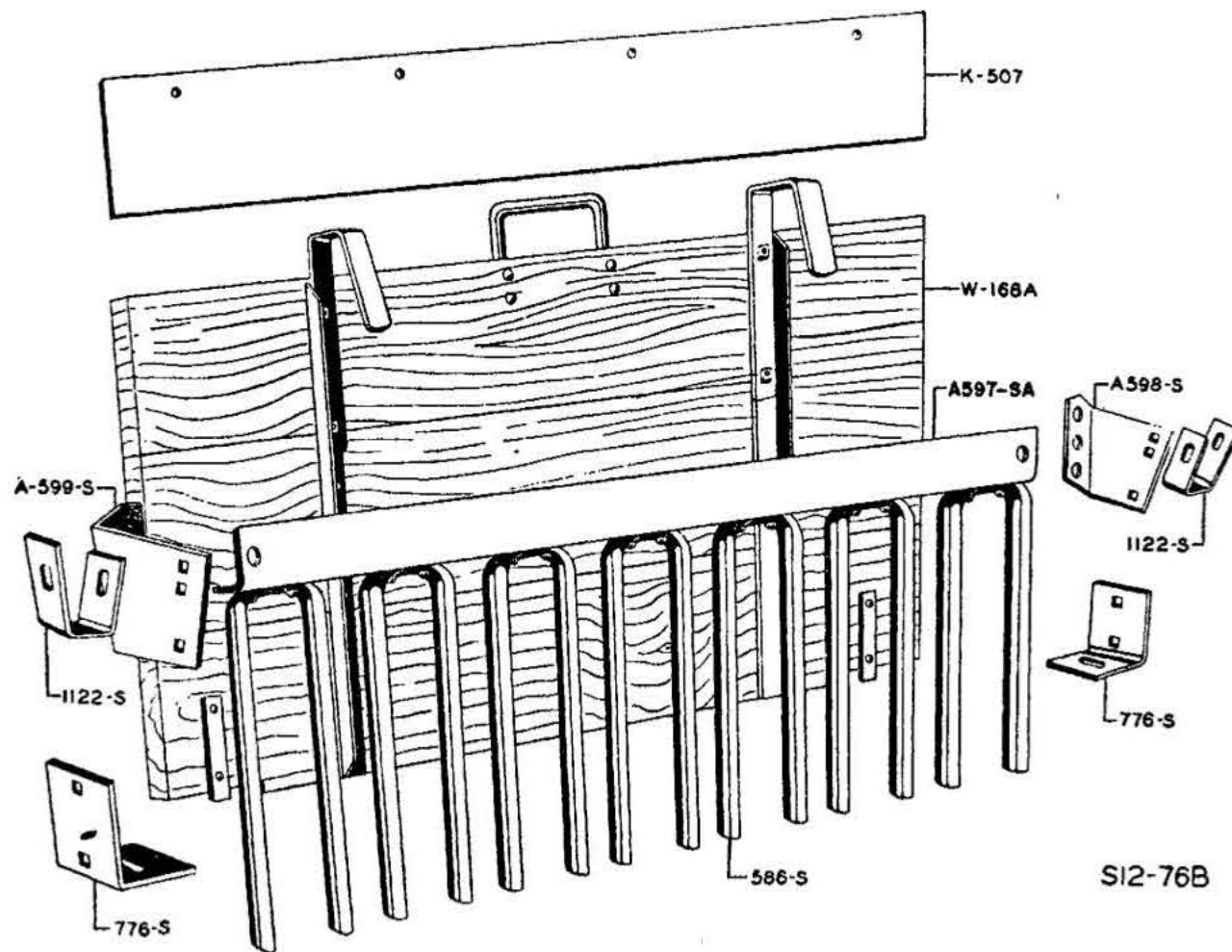
LIME ATTACHMENT DISC ASSEMBLY—Continued

MODEL 12 AND NO. 12A

Part No.	Description	Lot No. All Incl.	Wt. Lbs.
L 437	Ratchet clutch with pawls and springs, 1" bore.....	230 to 372	3-1/4
L 438	Clutch pawl. (2 used).....	230 to 372	2 oz.
L 443	Disc spider, right.....	230 to 372	3-1/2
	Bolt, machine, 5/16 x 2-1/4" with lock washer.....		
	Rivet, wagon box head, 1/4 x 7/8" (8 used).....		
L 444	Disc spider, left.....	230 to 372	3-1/2
	Bolt, machine, 5/16 x 2-1/4" with lock washer.....		
	Rivet, wagon box head, 1/4 x 7/8" (8 used).....		
L 451	Double bearing, left.....	230 to 372	3-1/2
	Bolt, machine, 3/8 x 2-3/4" with lock washer (3 used).....		
L 452	Double bearing, right.....	230 to 372	3-1/2
	Bolt, machine, 3/8 x 2-3/4" with lock washer (3 used).....		
L 536	6 tooth idler sprocket, for No. 62 chain, Order L 572 A.....	262 to 341	1-1/2
AL 536	6 tooth idler sprocket with bolt and bushing, for No. 62 chain, Order AL572A.....	262 to 341	2
L 537	6 tooth ratchet sprocket, for No. 62 chain.....	262 to 372	3
AL 537	Ratchet sprocket assembly with clutch pawls and springs, for No. 62 chain.....	262 to 372	6-1/4
L 558	Bearing, 1" bore.....	311 to 372	1-1/2
L 571 A	6 tooth tightener sprocket for No. 52 chain.....		1 oz.
AL 571 A	6 tooth tightener sprocket with bolt and bushing.....		1-1/4
L 572 A	6 tooth tightener sprocket for No. 62 chain.....	344 to 372	1
AL 572 A	6 tooth tightener sprocket with bolt and bushing.....	344 to 372	1-1/4
A576 S	Vertical shaft, 1" Rd., 6-5/8" long. (2 used).....	230 to 372	1-1/2
A577 S	Shaft, 1" Rd., 35-1/2" long.....	230 to 253	8
582 S	Chain tightener arm, 5/16 x 1-1/2" flat, 7-3/4" long.....	230 to 372	1
A582 S	Chain tightener arm complete with sprocket, bolt and bushing for No. 62 chain, Order A 582 S1.....	262 to 341	2-1/2
A 582 S1	Chain tightener arm complete with L 572 A, sprocket, bolt and bushing.....	344 to 372	2-1/2
AA582 S	Chain tightener arm complete with sprocket, bolt and bushing for No. 52 chain, Order AA 582 S1.....	230 to 253	2-1/2
AA 582 S1	Chain tightener arm complete with L 571 A sprocket, bolt and bushing.....	230 to 372	2-1/2
B583 SA	Main hanger complete, right, 5/16 x 1-1/2" flat, 21-1/4" long.....	230 to 372	2-3/4
	Bolt, machine, 3/8 x 7/8" with lock washer (2 used).....		
	Bolt, carriage, 3/8 x 1-3/4".....		
B584 S	Bolt, machine, 1/2 x 1-1/2" with hexagon nut.....	230 to 372	2-3/4
	Main hanger, left, 5/16 x 1-1/2" flat, 21-1/4" long.....		
	Bolt, carriage, 3/8 x 1-3/4".....		
A585 S	Bolt, machine, 1/2 x 1-1/2" with hexagon nut.....	230 to 372	2-1/4
	Bearing plate, 1/4 x 4-1/2" flat, 7" long.....		
	Bolt, machine, 3/8 x 1" with lock washer (3 used).....		
A592 S	Bolt, machine, 3/8 x 1-1/2" with lock washer and two nuts.....	230 to 372	1
	Disc wing, right. (4 used).....		
A593 S	Rivet, wagon box head, 1/4 x 3/8".....	230 to 372	1
	Rivet, wagon box head, 1/4 x 7/8" (2 used).....		
	Disc wing, left. (4 used).....		
	Rivet, wagon box head, 1/4 x 3/8".....		
	Rivet, wagon box head, 1/4 x 7/8" (2 used).....		
A595 SA	Front main angle with clip, 1-3/8 x 1-3/8 x 5/32" angle, 43-9/16" long.....	230 to 372	5-1/4
A596 SA	Rear main angle with clip, 1-3/8 x 1-3/8 x 5/32" angle, 43-9/16" long.....	230 to 372	5-1/4
A750 SAR	Bearing shield, right, 9-1/2 x 16-3/8" long, 18 gauge.....	230 to 372	3
	Bolt, machine, 1/4 x 1/2" with lock washer (4 used).....		
A750 SAL	Bearing shield, left, 9-1/2 x 16-3/8" long, 18 gauge.....	230 to 372	3
	Bolt, machine, 1/4 x 1/2" with lock washer (4 used).....		
A754 SAR	Disc complete, right.....	230 to 372	11
	Bolt, machine, 5/16 x 2-1/4" with lock washer.....		
A754 SAL	Disc complete, left.....	230 to 372	11
	Bolt, machine, 5/16 x 2-1/4" with lock washer.....		
756 S	Clutch shield.....	230 to 372	1
772 SA	Disc guard complete, right.....	230 to 372	4
	Bolt, machine, 5/16 x 3/4" with lock washer (2 used).....		
773 SA	Disc guard complete, left.....	230 to 372	4
	Bolt, machine, 5/16 x 3/4" with lock washer (2 used).....		
A774 S	Shield on right main hanger.....	230 to 372	1/2
	Rivet, wagon box head, 1/4 x 5/8" (4 used).....		
923 S	Divider.....	230 to 372	3/4
	Bolt, oven head, 1/4 x 1/2" with lock washer (4 used).....		
	Bolt, oven head, 1/4 x 3/4" with lock washer.....		
1337 S	Shaft, 1" Rd., 35-11/16" long.....	262 to 372	8
1502 S	Bushing, 19/32" O. D., 1-9/16" long.....	230 to 253	2 oz.
1503 S	Bushing, 19/32" O. D., 1-3/4" long.....	262 to 346	2 oz.
1515 S	Torsion spring for pawl. (2 used).....	230 to 372	1 oz.
1554 S	Pin for pawl, 1/4" Dia., 1" long, W. B. head. (2 used).....	230 to 372	1 oz.
	"A" Machine bolt, 3/8" Dia., 2-1/4" long with lock washer.....		

LIME ATTACHMENT END BOARD AND TINE RAKE

MODEL 12 AND NO. 12A



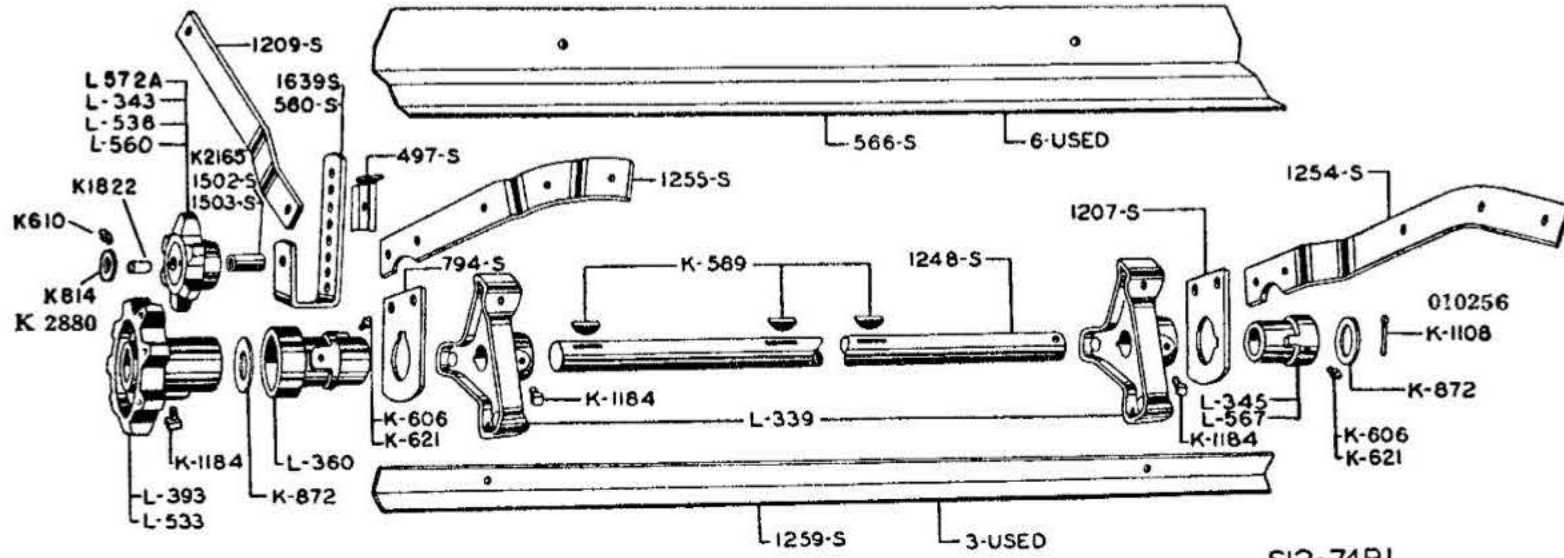
Part No.	Description	Lot No. All Incl.	Wt. Lbs.
K 507	Retainer on front end gate, 6 x 39" long.....	230 to 372	4
586 S	Bolt, carriage, 1/4 x 1-1/4" (4 used)..... Rake tines, 5/16 x 1-1/4" half oval, 23-1/2" long (7 used)..... Rivet, oval head, 5/16 x 7/8" (2 used).....	230 to 372	1-3/4
A597 SA	Tine rake complete, 2 x 1-1/2 x 3/16" angle, 39-1/4" long.....	230 to 372	20
A598 S	Rake support bracket, right..... Bolt, carriage, 5/16 x 1-1/2".....	230 to 372	1
A599 S	Bolt, machine, 1/2 x 1" with lock washer..... Rake support bracket, left..... Bolt, carriage, 5/16 x 1-1/2"..... Bolt, machine, 1/2 x 1" with lock washer.....	230 to 372	1
776 S	Tine support, 3 x 2 x 3/16" angle, 2-1/2" long (2 used)..... Bolt, carriage, 5/16 x 1-1/2" (2 used).....	230 to 372	1/2
1122 S	Bracket extension, 3/16 x 1-1/4" flat, 4-5/8" long (2 used)..... Bolt, carriage, 5/16 x 3/4" with lock washer..... Bolt, carriage, 5/16 x 1" with lock washer.....	230 to 372	1/4
W 168A	Endboard complete.....	230 to 372	15

ENDGATE ATTACHMENT TAIL BOARD—Continued

MODEL 12 AND NO. 12A

Part No.	Description	Lot No. All Incl.	Wt. Lbs.
1208 S	Bearing plate, right, 3/16 x 4" flat, 6-5/8" long.....	230 to 372	1-1/2
	Bolt, oven head, 5/16 x 7/8" with lock washer.....		
	Bolt, carriage, 3/8 x 7/8" with lock washer.....		
1247 S	Raising shaft, 1" Rd., 47" long.....	230 to 372	10-1/2
1249 S	Support for connecting rod.....	230 to 372	2 oz.
	Bolt, carriage, 1/4 x 1-1/4".....		
1250 S	Bearing plate for control shaft, outer, 3/16 x 2-1/4" flat, 4" long.....	230 to 372	1/2
	Bolt, carriage, 5/16 x 1-1/2" (2 used).....		
1251 S	Bearing plate for control shaft, inner, 3/16 x 3" flat, 6-1/4" long.....	230 to 372	1
	Bolt, machine, 3/8 x 1" with lock washer.....		
1252 S	Lever extension, 1/4 x 1" flat, 29-1/2" long.....	230 to 372	2
	Bolt, machine, 3/8 x 7/8" with lock washer.....		
1253 SA	Rear guide strap, left, 1/4 x 1-1/4" flat, 42-1/2" long. Order 1479 SA.....	230 to 328	4
	Bolt, machine, 5/16 x 1" with lock washer (2 used).....		
	Bolt, machine, 3/8 x 7/8" with lock washer.....		
1256 S	Connecting rod, 3/8" Rd., 126" long.....	230 to 372	4
1257 SA	Control shaft with lever base, 11/16" Rd., 30-1/2" long.....	230 to 372	5-1/4
1260 S	Front guide angle, right, 1-3/8 x 1-3/8 x 5/32" angle, 42-1/2" long.....	230 to 372	5
1261 S	Front guide angle, left, 1-3/8 x 1-3/8 x 5/32" angle, 42-1/2" long.....	230 to 372	5
1479 SA	Rear guide strap, 1/4 x 1-1/4" flat, 42-1/2" long, left.....	230 to 372	4
	Bolt, machine, 5/16 x 1" with lock washer (2 used).....		
	Bolt, machine, 3/8 x 7/8" with lock washer.....		
1514 S	Extension spring, 5/8" O. D., 2-1/4" long, overall 3-1/2", 41 coils.....	230 to 372	2 oz.
1534 S	Bushing, 11/16" O. D., 1-1/16" long (2 used).....	230 to 372	1 oz.
1627 SA	Rear guide straps, right, 1/4 x 1-1/4" flat, 42-1/2" long.....	328 to 372	4
	Bolt, machine, 5/16 x 1" with lock washer, (2 used).....		
	Bolt, machine, 3/8 x 7/8" with lock washer.....		
W 170A	Endgate complete.....	230 to 372	28

ENDGATE ATTACHMENT BEATER—MODEL 12 AND NO. 12A

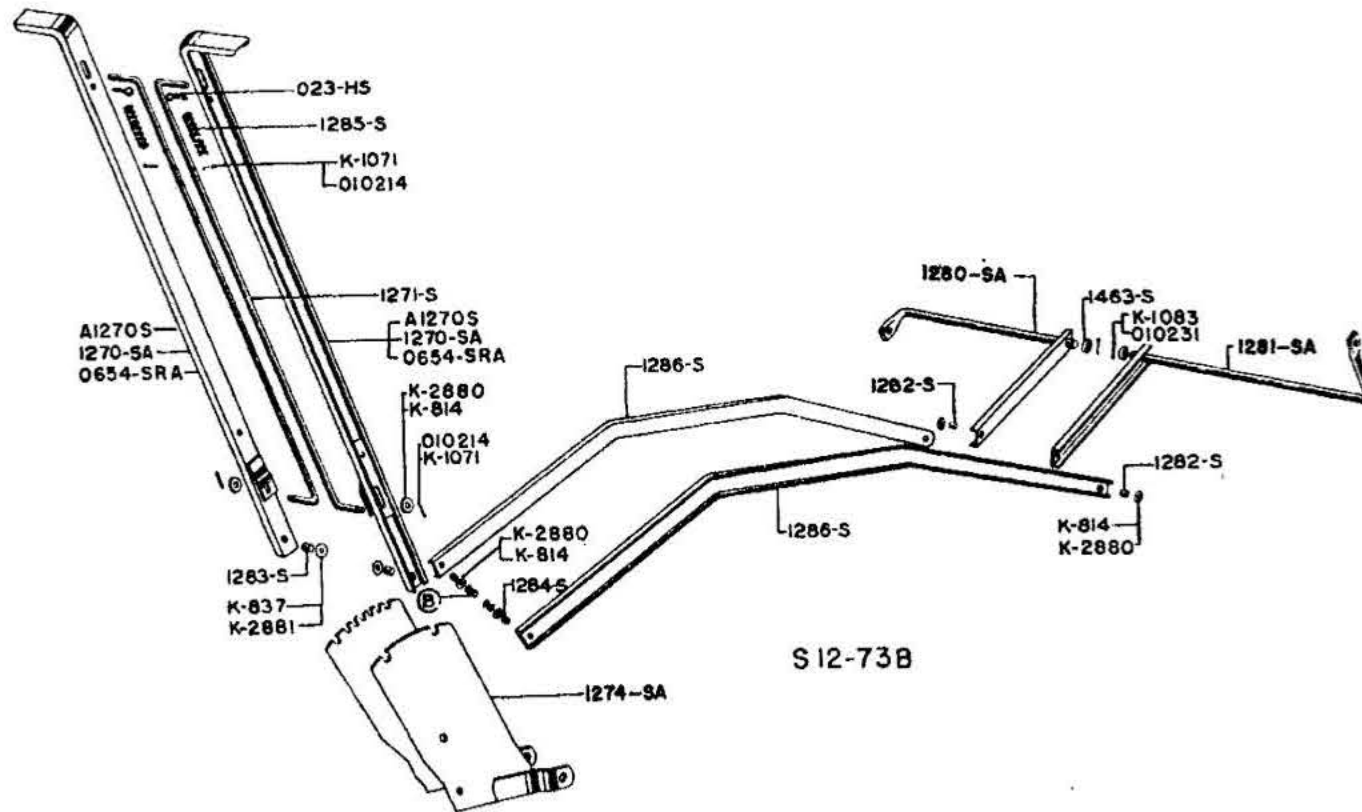


SI2-74BI

Part No.	Description	Lot No. All Incl.	Wt. Lbs.
K 589	No. 13 Woodruff key, 3/16" thick, 1" long (2 used)	230 to 372	1 oz.
K 606	Grease fitting, 1/8" pipe thread, straight, (2 used), Order K 621	230 to 372	1 oz.
K 610	Grease fitting, 5/16" drive type	230 to 372	1 oz.
K 621	Grease fitting, 1/8" pipe thread, straight, (2 used)	230 to 372	1 oz.
K 814	Washer, 1" O. D., 7/16" I. D., 16 gauge. Order K 2880	230 to 372	1 oz.
K 872	Washer, 1-3/4" O. D., 1-1/32" I. D., 16 gauge	230 to 372	1 oz.
K 1108	Spring cotter, 5/16" Dia., 1-1/2" long. Order 010256	230 to 372	1 oz.
K 1184	Set screw, 1/2 Dia., 3/4" long (3 used)	230 to 372	1 oz.
K 1822	Fiber bearing, 23/32" O. D., 19/32" I. D., 1-5/8" long, for L 572 A sprocket,	344 to 372	1 oz.
K 2165	Bushing, 9/16" O. D., 31/64" I. D., 1-3/4" long	348 to 372	2 oz.
K 2880	Washer, 1" O. D. x 7/16" I. D. x 1/16" thick		
010256	Cotter pin, 5/16 x 1-1/2"		
L 339	Beater head, 1" bore. (2 used)	230 to 372	2-3/4
L 343	6 tooth idler sprocket, for No. 52 chain	230 to 253	1
AL 343	6 tooth idler sprocket with bolt and bushing, for No. 52 chain Order AL 571A	230 to 253	1-1/4
L 345	Bearing, right, Order L 567	230 to 328	3/4
L 360	Bearing, left	230 to 372	1
L 393	8 tooth sprocket, 1" bore, for No. 52 chain	230 to 253	2-1/4
L 533	8 tooth sprocket, 1" bore, for No. 62 chain	262 to 372	2-3/4
L 536	6 tooth idler sprocket, for No. 62 chain, Order L 572 A	262 to 341	1
AL 536	6 tooth idler sprocket with bolt and bushing, for No. 62 chain, Order AL 572 A	262 to 341	1-1/4
L 560	6 tooth tightener sprocket, for No. 52 chain. Order L 343		1
AL 560	Bolt, machine, 3/8 x 2-1/2" with lock washer		
L 567	6 tooth tightener sprocket with bolt and bushing. Order AL 571 A		1-1/4
AL 571 A	Bearing, right, 1" bore	328 to 372	3/4
L 572 A	6 tooth tightener sprocket with bolt and bushing		1-1/4
AL 572 A	6 tooth tightener sprocket	344 to 372	1
497 S	Bolt, machine, 3/8 x 2-1/2" with lock washer		
560 S	6 tooth tightener sprocket with bolt and bushing	344 to 372	1-1/4
A560 S	Lock for chain tightener arm	230 to 372	2 oz.
AA560 S	Bolt, machine, 3/8 x 1-1/4" with lock washer		
566 S	Chain tightener arm, 5/16 x 1-1/4" flat, 9-1/2" long, Order 1639 S	230 to 341	1
794 S	Bolt, machine, 3/8 x 1-1/4" with lock washer		
1207 S	Chain tightener complete with L 536 sprocket for No. 62 chain, Order A 1639 S		
1209 S	Chain tightener complete with sprocket for No. 52 chain	262 to 341	2-1/4
1248 S	Main cylinder filler sheets, 6 x 39" long, 14 gauge (6 used)	230 to 253	2-1/4
1254 S	Bolt, machine, 3/8 x 1" with lock washer (2 used)	230 to 372	5-1/2
1255 S	Bearing plate, left, 3/16 x 3" flat, 3-7/8" long	230 to 372	3/4
1259 S	Bolt, carriage, 3/8 x 7/8" with lock washer		
1502 S	Bolt, carriage, 3/8 x 1-1/4" with lock washer		
1503 S	Bearing plate, right, 3/16 x 3" flat, 3-7/8" long	230 to 372	3/4
1639 S	Bolt, machine, 3/8 x 7/8" with lock washer (2 used)		
A 1639 S	Bearing brace, 1/4 x 1-1/4" flat, 8-1/2" long	230 to 372	3/4
	Bolt, carriage, 1/2 x 1-1/4" with lock washer		
	Shaft, 1" Rd., 46-1/2" long	230 to 372	10-1/2
	Bearing support, right, 5/16 x 1-3/4 x 16-1/2" long	230 to 372	2-1/2
	Bolt, carriage, 3/8 x 1-3/4" (2 used)		
	Bolt, machine, 1/4 x 3/4"		
	Bearing support, left, 5/16 x 1-3/4 x 16-1/2" long	230 to 372	2-1/2
	Bolt, carriage, 3/8 x 1-3/4" (2 used)		
	Beater bar, 1-1/4 x 1-1/4 x 1/8" angle, 39-1/4" long (3 used)	230 to 372	3-1/4
	Bolt, machine, 3/8 x 1" with lock washer (2 used)		
	Bushing, 19/32" O. D., 1-9/16" long	230 to 372	2 oz.
	Bushing, 19/32" O. D., 1-3/4" long	262 to 372	2
	Chain tightener arm, 5/16 x 1-1/4" flat	344 to 372	1
	Chain tightener complete with L 572 A sprocket, bolt and bushing	344 to 372	2-1/4

★ Not available.

**SPECIAL LEVERS
FOR USE WITH FORD TRACTORS
MODEL 12 AND NO. 12A**




Part No.	Description	Lot No. All Incl.	Wt. Lbs.
023 HS	Spring cotter, 5/16" Dia., 3/4" long. (2 used)	230 to 372	1 oz.
K 814	Washer, 1" O. D., 7/16" I. D., 16 gauge (6 used). Order K 2880.	230 to 372	1 oz.
K 837	Washer, 1-3/8" O. D., 9/16" I. D., 16 gauge (2 used). Order K 2881.	230 to 372	1 oz.
K 1071	Spring cotter, 1/8" Dia., 3/4" long (4 used). Order 010214.	230 to 372	1 oz.
K 1083	Spring cotter, 3/16" Dia., 1-1/2" long (2 used). Order 010231.	230 to 372	1 oz.
K 2880	Washer, 1" O. D. x 7/16" I. D. x 1/16" thick.		
K 2881	Washer, 1-3/8" O. D. x 9/16" I. D. x 1/16" thick.		
010214	Cotter pin, 1/8 x 3/4"		
010231	Cotter pin, 3/16 x 1-1/2"		
A 1270S	Main lever, complete with latch and spring (2 used). Order 0654 SRA	230 to 372	7
1270 SA	Main lever, with clips, 1-1/2 x 1/2 x 3/16" channel, 45" long (2 used)	230 to 372	5
	Bolt, machine, 1/2 x 1-1/4" with lock washer.		
1271 S	Lever latch, 3/8" Rd., 35-1/2" long.	230 to 372	1
1274 SA	Sector assembly, complete.	230 to 372	13
	Bolt, machine, 1/2 x 4-1/2" with lock washer (2 used)		
1280 SA	Feed rod control shaft with lever base, 1" Rd., 21-1/4" long.	230 to 372	6
1281 SA	Drive rod control shaft with lever base, 1" Rd., 25-7/8" long.	230 to 372	7
1282 S	Bushing, 19/32" O. D., 9/16" long. (2 used)	230 to 372	1 oz.
1283 S	Bushing, 11/16" O. D., 3/16" long. (2 used)	230 to 372	1 oz.
1284 S	Bushing, 19/32" (.590) O. D., 3/8" long. (2 used)	230 to 372	1 oz.
1285 S	Compression spring, 11/16" O. D., 3-5/8" long, 14-1/2 coils. (2 used)	230 to 372	1 oz.
1286 S	Push rod, 1-15/32 x 15/32 x 5/32" channel, 49" long. (2 used)	230 to 372	5-1/4
	Bolt, machine, 3/8 x 1-1/4" with lock washer (2 used)		
1463 S	Spacer, 1" I. D., 1/4" long. (2 used.)	230 to 372	1 oz.
0654 SRA	Main lever, complete.		

MODEL 14 and No. 14A



NEW IDEA Model 14, built 1942. Lots 266 to 267.

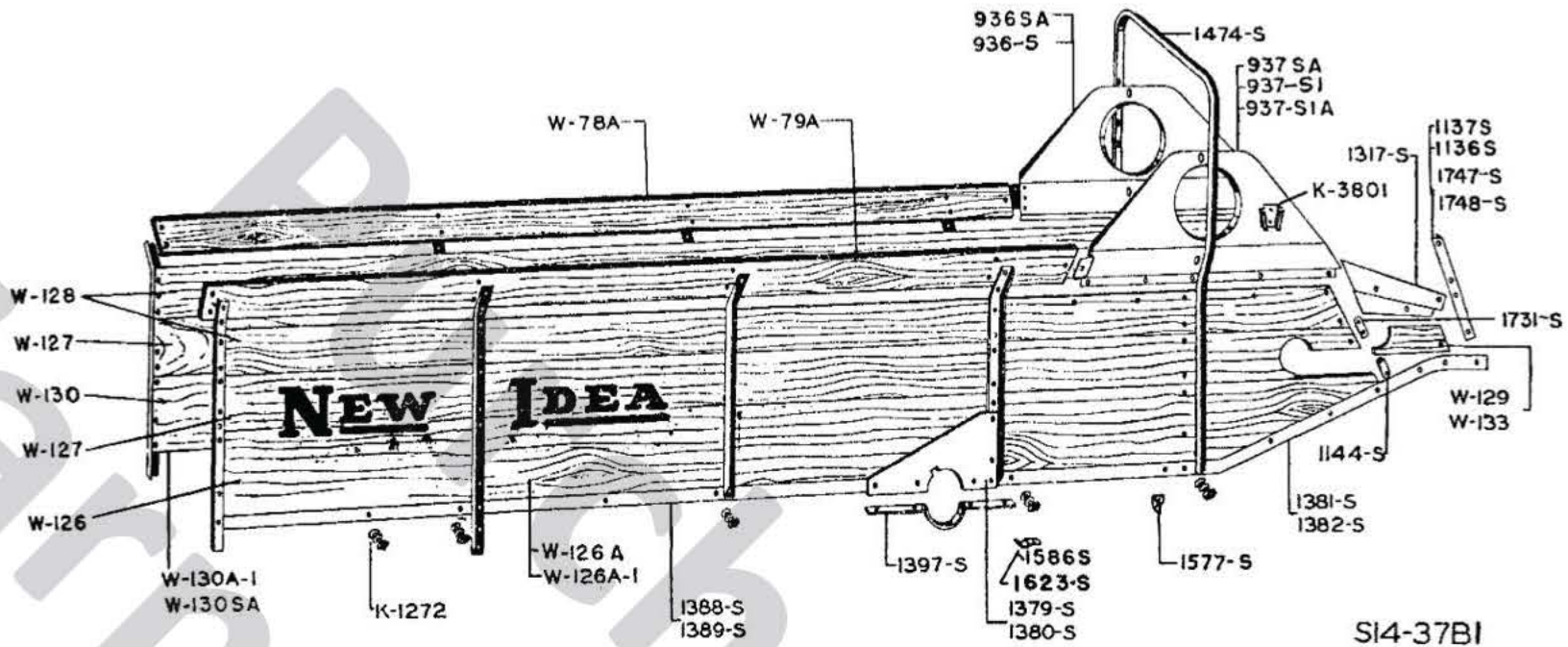


NEW IDEA Model 14, built 1945 to 1948 Lots 292 to 309
NEW IDEA No. 14A, built 1949 to 1954 Lots 314 to 370

INDEX OF MODEL 14 AND No. 14A UNITS

Description	Page No.
Axle and Wheels.....	89
Bottom.....	87
Distributor.....	96
Endgate Attachment Beater.....	106
Endgate Attachment Tail Board.....	104
Endgate and Levers.....	88
Feed Mechanism.....	99
Feed Shaft and Conveyor.....	98
Hitch.....	91
Lime Attachment Disc Assembly.....	101
Lime Attachment End Board and Tine Rake.....	103
Main Cylinder.....	93
Main Drive.....	100
Sides and Arch.....	86
Special Levers (for Ford Tractor).....	107
Upper Cylinder.....	95

SIDES AND ARCH MODEL 14 AND NO. 14A

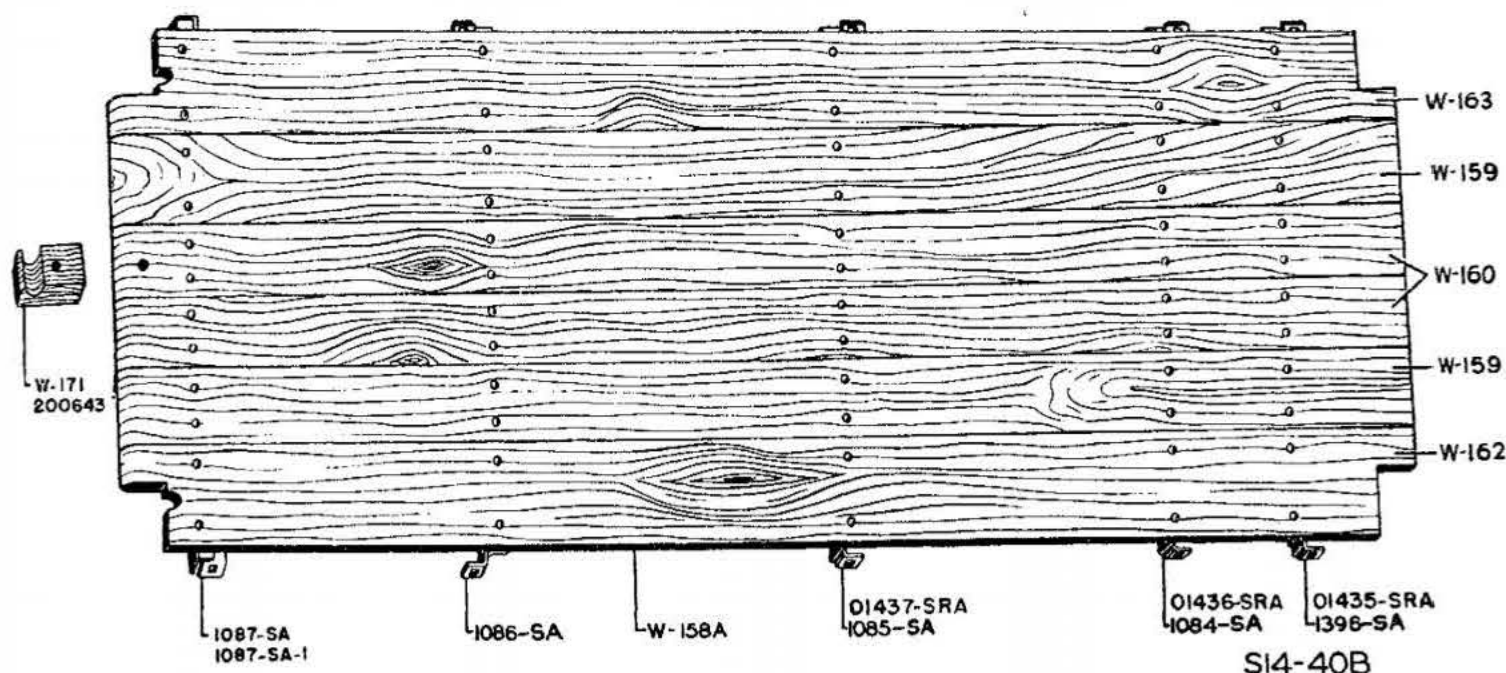


Part No.	Description	Lot No. All Incl.	Wt. Lbs.
K 1272	Bolt for attaching sides to bottom, 1/2" Dia., 1" long, special carriage. (10 used)	266 to 372	2 oz.
K 3801	Light bracket.		
936 SA	Upper cylinder shield, right, Order 936 S1.	266 to 334	5-1/2
936 S1	Upper cylinder shield, right.	339 to 370	5-1/2
	Bolt, carriage, 5/16 x 1-1/4" (5 used).		
	Bolt, stove, oven head, 5/16 x 3/4", with lock washer.		
	Bolt, stove, oven head, 5/16 x 7/8", with lock washer.		
937 SA	Upper cylinder shield, left, Order 937 S1A.	266 to 334	5-1/2
937 S1	Upper cylinder shield, left, Order 937 S1A.	339 to 370	5-1/2
937 S1A	Upper cylinder shield, left.	266 to 370	
	Bolt, carriage, 5/16 x 1-1/4" (5 used).		
	Bolt, stove, oven head, 5/16 x 3/4" with lock washer.		
	Bolt, stove, oven head, 5/16 x 7/8" with lock washer.		
1136 S	Rear end angle on side, right, 1-3/8 x 1 x 5/32" angle, 14-5/8" long.	266 to 353	1-1/2
	Bolt, carriage, 5/16 x 1-1/4"		
	Bolt, carriage, 5/16 x 1-1/2"		
1137 S	Rear end angle on side, left, 1-3/8 x 1 x 5/32" angle, 14-5/8" long.	266 to 353	1-1/2
	Bolt, carriage, 5/16 x 1-1/4"		
	Bolt, carriage, 5/16 x 1-1/2"		
	Bolt, carriage, 3/8 x 1-1/2"		
	Bolt, carriage, 3/8 x 1-3/4"		
1144 S	Reinforcing plate at rear end of sides, 1-1/16 x 4" long, 14 gauge. (2 used).	266 to 370	1/4
	Bolt, carriage, 3/8 x 1-1/2" (2 used).		
1317 S	Filler shield for left side angle.	266 to 370	1/4
	Bolt, machine, 5/16 x 3/4" with lock washer (2 used).		
	Bolt, machine, 5/16 x 1" with lock washer.		
1379 S	Axle plate, right.	266 to 370	6
1380 S	Axle plate, left.	266 to 370	6
1381 S	Rear main side angle, right, 1-3/4 x 1-1/4 x 3/16" angle, 60-5/8" long.	266 to 370	9-1/4
	Rivet, oval head, 3/8 x 7/8"		
	Rivet, oval head, 3/8 x 1"		
1382 S	Rear main side angle, left, 1-3/4 x 1-1/4 x 3/16" angle, 60-5/8" long.	266 to 370	9-1/4
1388 S	Front main side angle, right, 1-3/4 x 1-1/4 x 3/16" angle, 66-3/4" long.	266 to 370	9-3/4
1389 S	Front main side angle, left, 1-3/4 x 1-1/4 x 3/16" angle, 66-3/4" long.	266 to 370	9-3/4
1397 S	Axle bearing clamp plates, 5/16 x 1-1/4" flat, 20-3/4" long. (2 used).	266 to 370	2-1/4
	Bolt, machine, 3/8 x 1" with lock washer (3 used).		
	Bolt, machine, 3/8 x 1-1/2" long, with 2 hexagon nuts.		
1474 S	Arch, 1-3/8 x 1 x 3/16" angle, 125-3/4" long.	266 to 370	14-3/4
	Bolt, carriage, 5/16 x 1-1/4" (10 used).		
	Bolt, carriage, 5/16 x 1-1/2" (2 used).		
	Bolt, machine, 3/8 x 7/8" with lock washer (2 used).		
1577 S	Lubrication bracket, 3/16 x 1-1/4" flat, 3-3/8" long.	314 only	1/4
1585 S	Oil line support clip, .060 x 1-5/16" flat, 1-1/2" long (2 used) Order 1623 S.	314 to 370	2 oz.
1586 S	Oil line support clip, .060 x 1-5/16" flat, 1-1/2" long. Order 1623 S.	314 only	
1623 S	Oil line support clip (2 used).	318 to 370	2 oz.
1731 S	Reinforcement plate, upper, 5/64 x 1" flat, 4-1/4" long.	359 to 370	1/4
1747 S	Rear end angle on side, right, 5/32 x 1-3/8 x 1-3/8" angle, 13-9/16" long.	359 to 370	1-1/2
	Bolt, carriage, 5/16 x 1-1/4"		
	Bolt, carriage, 5/16 x 1-1/2"		
	Bolt, carriage, 3/8 x 1-1/2" [2 used].		
1748 S	Rear end angle on side, left, 5/32 x 1-3/8 x 1-3/8" angle, 13-9/16" long.	359 to 370	1-2/2
	Bolt, carriage, 5/16 x 1-1/4"		
	Bolt, carriage, 5/16 x 1-1/2"		
	Bolt, carriage, 3/8 x 1-1/2"		
	Bolt, carriage, 3/8 x 1-3/4"		

SIDES AND ARCH—Con't.

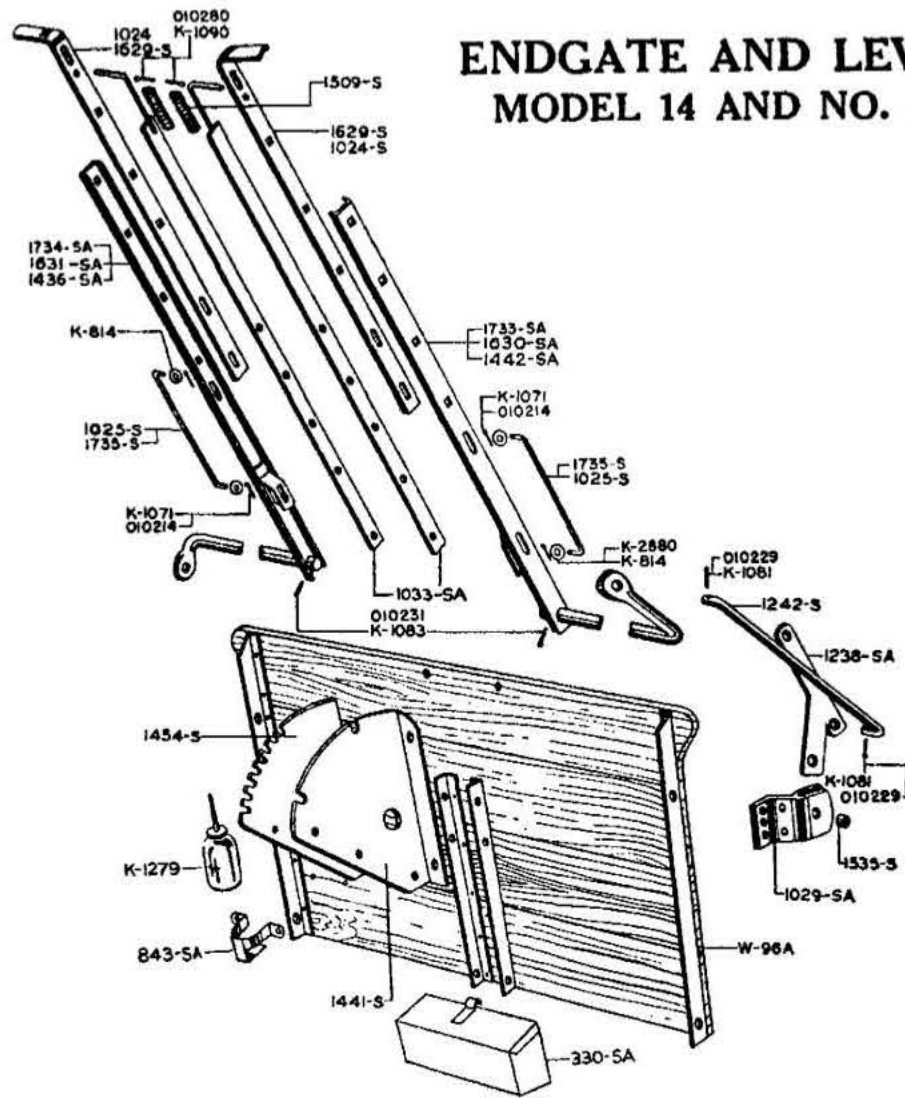
Part No.	Description	Lot No.	Wt. Lbs.
W 78A	Flare board with angle top rail, right, 4-7/16 x 81" long.	266 to 370	11
W 79A	Flare board with angle top rail, left, 4-7/16 x 81" long.	266 to 370	11
W 126	Lower side board, left side.	266 to 370	
W 126A	Side, complete, left, Order W 126 A1	266 to 370	76
W 126 A1	Side, complete, left.		76
W 127	Center board for left and right side.	266 to 370	
W 128	Top board for left and right side.	266 to 370	
W 129	Filler piece for rear end of side, left.	266 to 370	
W 130	Lower side board, right side.	266 to 370	
W 130 A	Side, complete, right, Order W 130 A1	266 to 370	76
W 130 A1	Side, complete, right.		76
W 133	Filler piece for rear end of side, right.	266 to 370	

BOTTOM MODEL 14 AND NO. 14A



Part No.	Description	Lot No. All Incl.	Wt. Lbs.
1084 SA	Second from front cross angle with end brackets, 1-3/4 x 1-1/4 x 3/16" angle, 36-13/16" long. Order 01436 SRA.	266 to 370	6
1085 SA	Third from front cross angle with end brackets, 1-3/4 x 1-1/4 x 3/16" angle, 37-3/16" long. Order 01437 SRA.	266 to 370	6
1086 SA	Fourth from front cross angle with end brackets, 1-3/4 x 1-1/4 x 3/16" angle, 37-9/16" long.	266 to 370	6
1087 SA	Rear cross angle with end brackets, 1-3/4 x 1-3/4 x 3/16" angle, 38-13/16" long.	266 to 370	6
1087 SA1	Rear cross angle with end brackets, 1-3/4 x 1-3/4 x 3/16" angle, 38-13/16" long. Order 1087 SA.	347 to 355	
1396 SA	Front cross angle with end brackets, 1-1/2 x 1-1/4 x 5/32" angle, 36-3/4" long. Order 01435 SRA.	266 to 370	5-3/4
01435 SRA	Front cross angle with end brackets.		
01436 SRA	Second cross angle with end brackets.		
01437 SRA	Third cross angle with end brackets.		
W 158A	Bottom complete.	266 to 370	107
W 159	Center bottom boards (2 used).	266 to 370	
W 160	Second from left and second right bottom board (2 used).	266 to 370	
W 162	Right outside bottom board.	266 to 370	
W 163	Left outside bottom board.	266 to 370	
W 171	Center feed shaft bearing, 1-7/8 x 2-7/8 x 2-1/4" long. Order 200643	266 to 370	1
200643	Feed shaft support.		

ENDGATE AND LEVERS MODEL 14 AND NO. 14A

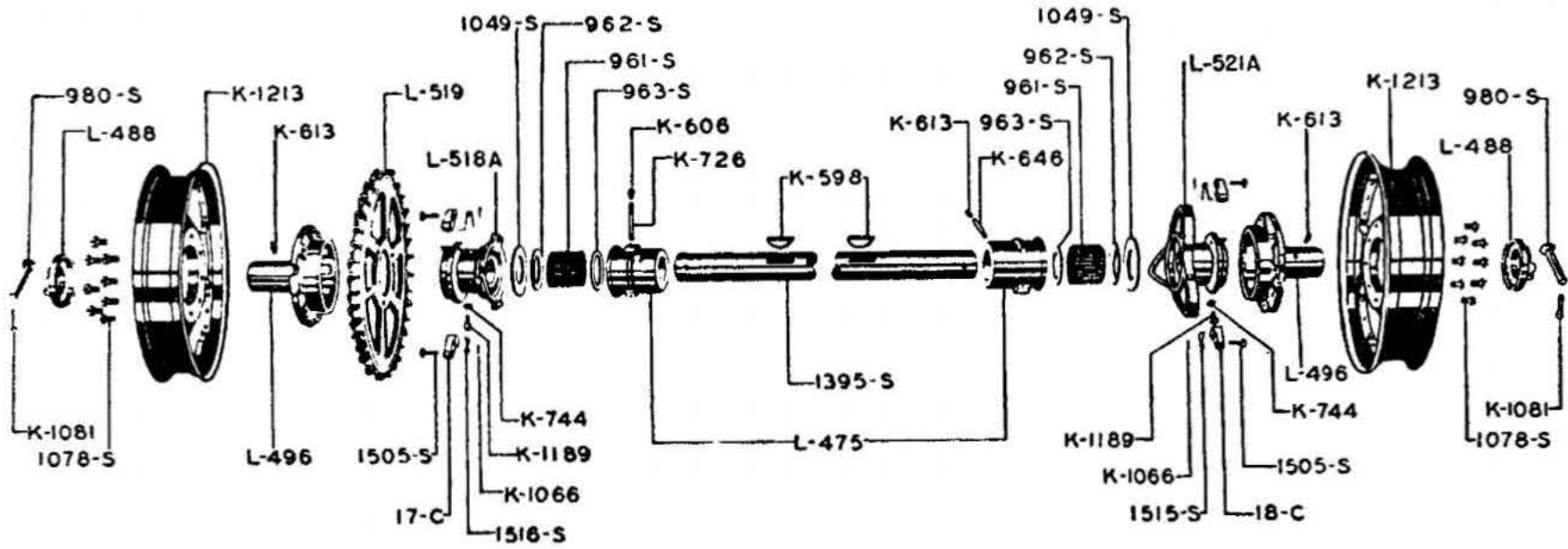


S14-49B1

Part No.	Description	Lot No. All Incl.	Wt. Lbs.
K 814	Washer, 1" O. D., 7/16" I. D., 16 gauge (4 used). Order K 2880.	266 to 370	1 oz.
K 1071	Spring cotter, 1/8" Dia., 3/4" long (4 used). Order 010214.	266 to 370	1 oz.
K 1081	Spring cotter, 3/16" Dia., 1" long (2 used). Order 010229.	266 to 370	1 oz.
K 1083	Spring cotter, 3/16" Dia., 1-1/2" long (2 used). Order 010231.	266 to 370	1 oz.
K 1090	Spring cotter, 1/4" Dia., 3/4" long. (2 used). Order 010280.	266 to 370	1 oz.
K 1279	Oil can.	266 to 309	1
K 2880	Washer, 1" O. D. x 7/16" I. D. x 1/16" thick.		
010214	Cotter pin, 1/8 x 3/4"		
010229	Cotter pin, 3/16 x 1"		
010231	Cotter pin, 3/16" x 1-1/2"		
010280	Cotter pin, 1/4 x 1-3/4"		
330 SA	Tool box.	266 to 325	3-1/2
843 SA	Oil can holder.	266 to 314	1-1/4
1024 S	Feed and drive levers, 1/4 x 1-1/4" flat, 27-1/8" long, (2 used), Order 1629 S.	266 to 329	2-1/2
1025 S	Main lever latch.	266 to 353	1/2
1029 SA	Bracket for drive chain throw out lever.	266 to 370	2
	Bolt, carriage, 5/16 x 1-1/2" (3 used).		
1033 SA	Main lever rod with handle, 1/8 x 7/8" flat, 30-1/8" long.	266 to 370	1
1238 SA	Throwout connecting lever.	266 to 370	3
	Bolt, machine, 1/2 x 1-1/2" with lock washer.		
1242 S	Drive chain throw our link, 9/16" Rd., 17-1/2" long.	266 to 370	1-1/4
1436 SA	Feed rod control shaft with lever base, 1" Rd., 21-1/4" long, Order 1734 SA.	266 to 329	7
1441 S	Drive sector.	266 to 370	4
	Bolt, machine, 3/8 x 7/8" with lock washer (2 used).		
	Bolt, carriage, 3/8 x 1-1/4" (2 used).		
1442 SA	Drive rod control shaft, with lever base, 1" Rd., 25-57/64" long, Order 1733 SA.	266 to 329	8
1454 S	Feed sector.	266 to 370	4
	Bolt, machine, 3/8 x 7/8" with lock washer (2 used).		
	Bolt, carriage, 3/8 x 1-1/4" (2 used).		
1509 S	Compression spring, 5/8" O. D., 2-1/2" long, 13 coils. (2 used).	266 to 370	2 oz.
1535 S	Bushing, 11/16" O. D., 3/8" long.	266 to 370	1 oz.
1629 S	Feed and drive levers, 1/4 x 1-1/4" flat, 27-1/8" long, (2 used).	333 to 370	2-1/2
	Bolt, carriage, 3/8 x 7/8", (2 used).		
1630 SA	Drive rod control shaft with lever base, 1" Rd., 25-57/64" long, Order 1733 SA.	333 to 353	8
1631 SA	Feed rod control shaft with lever base, 1" Rd., 21-1/4" long, Order 1734 SA.	333 to 353	7
1733 SA	Drive rod control shaft with lever base, 1" Rd., 25-7/8" long.	359 to 370	12
1734 SA	Feed rod control shaft with lever base, 1" Rd., 24-1/4" long.	359 to 370	10
1735 S	Lever latch, 3/8" Rd., 10-3/8" long, drilled.	359 to 370	1/4
W 96A	Endgate complete.	266 to 370	22
	Bolt, carriage, 3/8 x 1-1/4" (2 used).		
	Bolt, machine, 3/8 x 1-1/2" (2 used).		

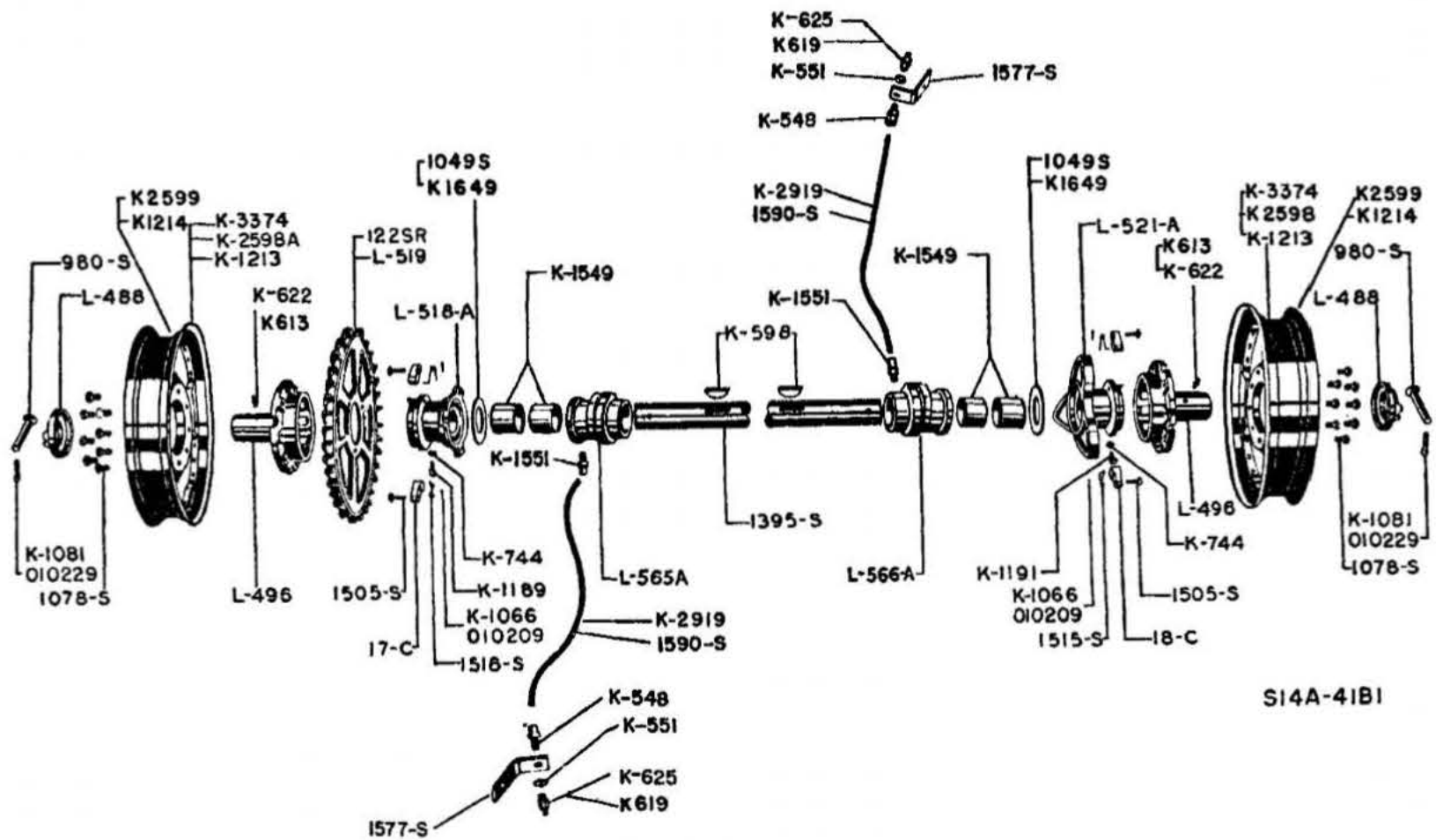
AXLE AND WHEELS

MODEL 14 AND NO. 14A



S14-41B1

Model 14 Lots 266 to 309



S14A-41B1

No. 14A Lots 314 to 370

AXLE AND WHEELS—Continued

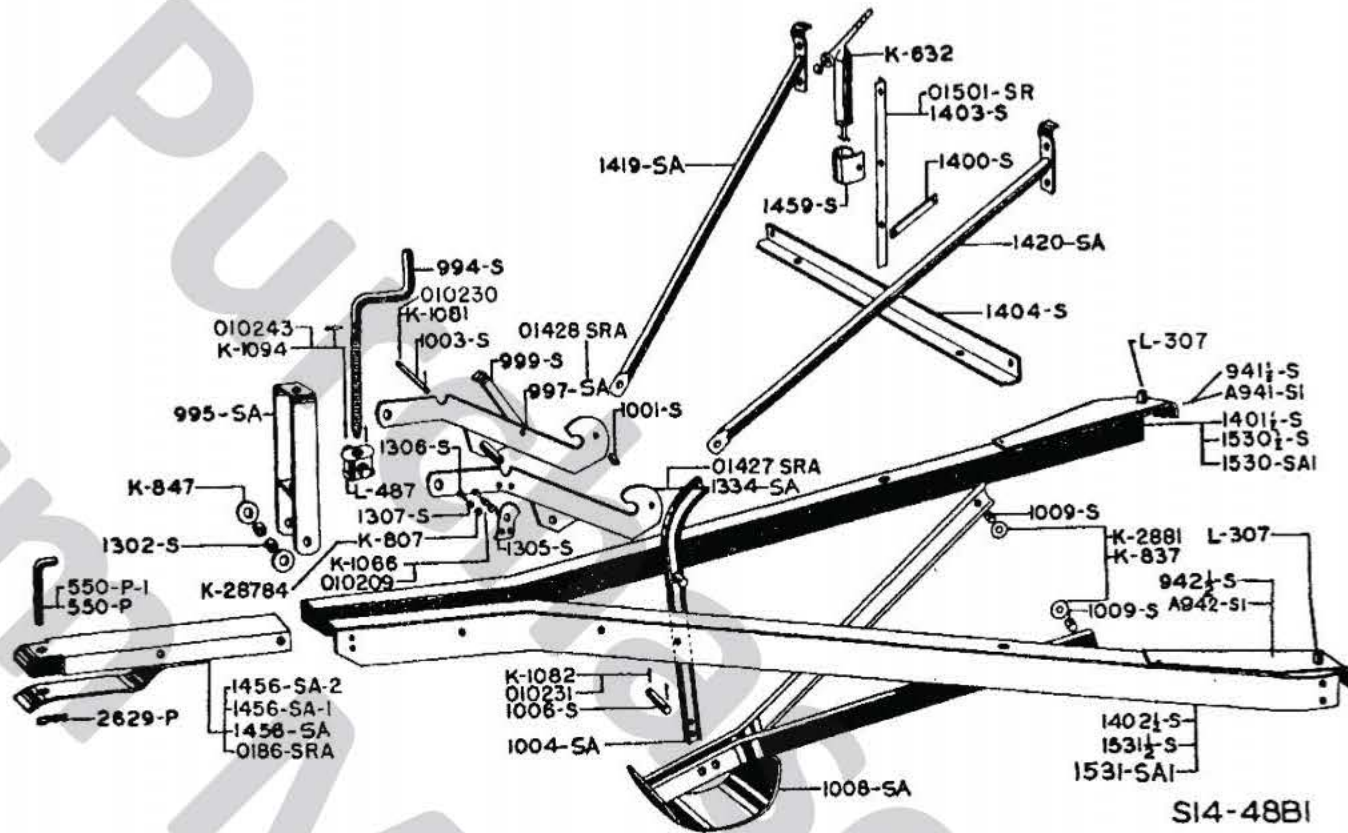
MODEL 14 AND NO. 14A

Part No.	Description	Lot No. All Incl.	Wt. Lbs.
17 C	Pawl for sprocket hub. (2 used)	266 to 370	1/4
18 C	Pawl for feed cam. (2 used)	266 to 370	1/4
K 548	Oil line fitting (No. 701A) complete with gland and nut (2 used)	314 to 370	2 oz.
K 551	Hexagon nut for oil line fitting (No. 111B), 9/16" O. D., 1/8" I. D., (2 used)	314 to 370	1 oz.
K 598	No. T. Woodruff key, 3/8" thick, 2-5/16" long. (2 used)	266 to 370	2 oz.
K 606	Grease fitting, 1/8" pipe thread, straight, Order K 621	266 to 309	1 oz.
K 613	Grease fitting, 1/8" pipe thread, 30 degree elbow, (3 used), Order K 622	266 to 370	1 oz.
K 619	Grease fitting, 1/8" female pipe thread, Order K 625	314 to 370	1 oz.
K 621	Grease fitting, 1/8" pipe thread, straight	266 to 370	1 oz.
K 622	Grease fitting, 1/8" pipe thread, 30 degree elbow	266 to 370	1 oz.
K 625	Grease fitting, 1/8" female pipe thread	266 to 370	1 oz.
K 646	Pipe nipple, 1/4" I. D., 2-1/2" long. (2 used)	266 to 370	2 oz.
K 726	Pipe nipple, 1/4" I. D., 6" long. Order K 650	266 to 370	1/4
K 744	Lock nut, 1/2" (2 used)	266 to 370	1 oz.
K 1066	Spring cotter, 3/32" Dia., 1/2" long (4 used). Order 010209	266 to 370	1 oz.
K 1081	Spring cotter, 3/16" Dia., 1" long (2 used). Order 010229	266 to 370	1 oz.
K 1189	Set screw, 1/2" Dia., 1-1/4" long	266 to 370	1 oz.
K 1191	Set screw, 1/2" Dia., 1-1/2" long	314 to 370	1 oz.
K 1213	Disc wheel with flange ring, 20" (2 used). Order K 3374	266 to 370	42
K 1214	Flange ring used with K 1213 disc wheel	266 to 370	
K 1549	Bronze-steel backed bushing, 2" I. D., 2" long	314 to 370	1/4
K 1551	Oil line connector fitting, with gland and nut	314 to 370	1 oz.
K 1561	Special disc wheel, 20" drop center rim		42
K 1649	Washer, 4-1/4" O. D., 2-1/2" I. D., 7/64" thick	318 to 370	1 oz.
K 2598A	Disc wheel with flange ring	343 to 370	42
K 2599	Flange ring used with K 2598A disc wheel	343 to 370	
K 2919	Axle bearing grease line		1/2
K 3374	Disc wheel, 20" drop center		
010209	Cotter pin, 3/32 x 1/2"		
010229	Cotter pin, 3/16 x 1"		
L 475	Bearing housing (2 used), Order L 565A, left or L 566 A right	266 to 309	8-1/2
L 488	Axle collars. (2 used)	266 to 370	1-1/4
L 496	Wheel hub, 2" bore. (2 used)	266 to 370	34
L 518 A	Sprocket wheel hub with pawls and springs, 2" bore	266 to 370	18-1/2
L 519	32 tooth sprocket wheel. Order 122 SR	266 to 370	23-1/2
	Bolt, machine, 1/2 x 1-3/4" with lock washer (3 used)		
L 521 A	Feed cam with pawls and springs, 2" bore	266 to 370	22-1/2
L 565A	Axle bearing housing with 2 K 1549 bushings, left	314 to 370	8
L 566A	Axle bearing housing with 2 K 1549 bushings, right	314 to 370	8
961 S	Roller for bearing, (20 required), 3/8", (.368) Dia., 4-3/8" long	266 to 309	1 oz.
961-1/2 S	Roller bearing, complete. Order 20 961 S, 1 962 S and 1 963 S	266 to 309	2
962 S	Bearing plug, 3" O. D., 2-1/16" I. D., 10 gauge. (2 used)	266 to 309	2 oz.
963 S	Thrust washer, 2-47/64" O. D., 2-1/8" I. D., 3/32" thick. (2 used)	266 to 309	1 oz.
980 S	Axle pin, 1/2" Dia., 3-1/4" long, oval head. (2 used)	266 to 370	1/4
1049 S	Washer, 4-1/4" O. D., 2-1/4" I. D., 13 gauge (2 used)	266 to 314	2 oz.
1078 S	Hub bolt, 9/16" Dia., 1-1/2" long. (16 used)	266 to 370	2 oz.
1303 S	Socket wrench	266 to 370	1/4
1395 S	Axle, 2" Rd., 70-5/8" long	266 to 370	63
1395-1/2 S	Axle complete with 2 L 475 and bearings, 1 L 518A and 1 L 521A Order 1395 SA	266 to 309	104
1395 SA	Axle complete with 1 L 518A, 1 L 521A, 1 L 565A and 1 L 566A	314 to 370	104
1505 S	Pin for pawls, 1/4" Dia., 1-7/8" long, W. B. head. (4 used)	266 to 370	1 oz.
1515 S	Torsion spring for feed cam. (2 used)	266 to 370	1 oz.
1516 S	Torsion spring for sprocket wheel hub. (2 used)	266 to 370	1 oz.
1577 S	Lubrication bracket, 3/16 x 1-1/4" flat, 3-3/8" long	314 to 370	1/4
★ 1578 S	Handle for socket wrench, 1/2" Dia., 10" long	266 to 370	1/2
1590 S	Axle bearing oil line, 3/16" O. D. 13-5/8" long	314 to 370	1/4
1590 SA	Axle bearing oil line assembly with K 548, K 551, K 619 and K 1551. Order K 2919	314 to 370	1/2
122 SR	32 tooth sprocket, main drive		
	Machine bolt, 1/2 x 1-3/4" (3 used)		

★ Not available.

HITCH

MODEL 14 AND NO. 14A



Part No.	Description	Lot No. All Incl.	Wt. Lbs.
★ K 632	Grease gun.....	266 to 309	1-3/4
K 807	Washer, 3/4" O. D., 5/16" I. D., 18 gauge (2 used). Order K 2878.....	266 to 370	1 oz.
K 837	Washer, 1-3/8" O. D., 9/16" I. D., 16 gauge (2 used). Order K 2881.....	266 to 370	1 oz.
K 847	Washer, 1-1/2" O. D., 21/32" I. D., 13 gauge. (2 used).....	266 to 370	1 oz.
K 1066	Spring cotter, 3/32" Dia., 1/2" long (2 used). Order 010209.....	266 to 370	1 oz.
K 1081	Spring cotter, 3/16" Dia., 1" long (2 used). Order 010230.....	266 to 370	1 oz.
K 1082	Spring cotter, 3/16" Dia., 1-1/4" long (2 used). Order 010231.....	266 to 370	1 oz.
K 1094	Spring cotter, 1/4" Dia., 1-1/2" long (3 used). Order 010243.....	266 to 370	1 oz.
K 2878	Washer, 3/4" O. D. x 5/16" I. D. x 3/64" thick.....		
K 2881	Washer, 1-3/8" O. D. x 9/16" I. D. x 1/16" thick.....		
010209	Cotter pin, 3/32 x 1/2".....		
010230	Cotter pin, 3/16 x 1".....		
010231	Cotter pin, 3/16 x 1-1/4".....		
010243	Cotter pin, 1/4 x 1-1/2".....		
L 307	Conveyer slide guide with rivet. (2 used).....	266 to 309	1/4
L 487	Nut for adjusting crank.....	266 to 370	1
550 P	Pin for hitch connection, 3/4" Rd., 6-5/8" long. Order 550 P1.....	266 to 370	3/4
550 P1	Hitch pin, 3/4" Rd., 7-1/8" long.....		
2629 P	Spring clip.....	266 to 370	2 oz.
941-1/2 S	Conveyer chain slide with guide, right, 1/8 x 4-1/2" flat, 17" long.....	266 to 309	2-3/4
	Rivet, counter sunk head, 5/16 x 5/8".....		
	Rivet, wagon box head, 5/16 x 1-3/4".....		
A941 S1	Conveyer chain slide with guide, right, 1/8 x 4-1/2" flat, 17" long.....	314 to 370	2-3/4
942-1/2 S	Conveyer chain slide with guide, left, 1/8 x 4-1/2" flat, 17" long.....	266 to 309	2-3/4
	Rivet, counter sunk head, 5/16 x 5/8".....		
	Rivet, wagon box head, 5/16 x 1-3/4".....		
A942 S1	Conveyer chain slide with guide, left, 1/8 x 4-1/2" flat, 17" long.....	314 to 370	2-3/4
994 S	Adjusting crank, 7/8" Rd., 19-3/16" long.....	266 to 370	3-1/4
995 SA	Guide for adjusting crank, 5/16 x 2" flat, 26-1/4" long.....	266 to 370	5-1/4
	Bolt, machine, 5/8 x 5-1/4" with lock washer.....		
997 SA	Adjusting arm, right. Order 01428 SRA.....	266 to 370	4-1/2
999 S	Lock on adjusting arm, 3/16 x 1" flat, 10-1/2" long.....	266 to 370	1/2
	Rivet, wagon box head, 1/4 x 5/8".....		
1001 S	Spacer, 3/8" I. D., 7/8" long.....	266 to 370	1 oz.
	Bolt, machine, 3/8 x 2" with lock washer.....		
1003 S	Rod for adjusting arms, 1/2" Rd., 8-1/4" long.....	266 to 370	1/2
1004 SA	Sliding arm, 1-1/2 x 21/32", "I" bar, 21-1/4" long.....	266 to 370	2-1/2
1006 S	Pin in shoe assembly, 3/4" Rd., 2-11/16" long.....	266 to 370	1/4
1008 SA	Shoe with brace bars.....	266 to 370	14-1/2
	Bolt, machine, 1/2 x 1-1/2" with lock washer (2 used).....		
1009 S	Bushing, 3/4" O. D., 5/8" long. (2 used).....	266 to 370	2 oz.

★ Not available.

HITCH—Continued

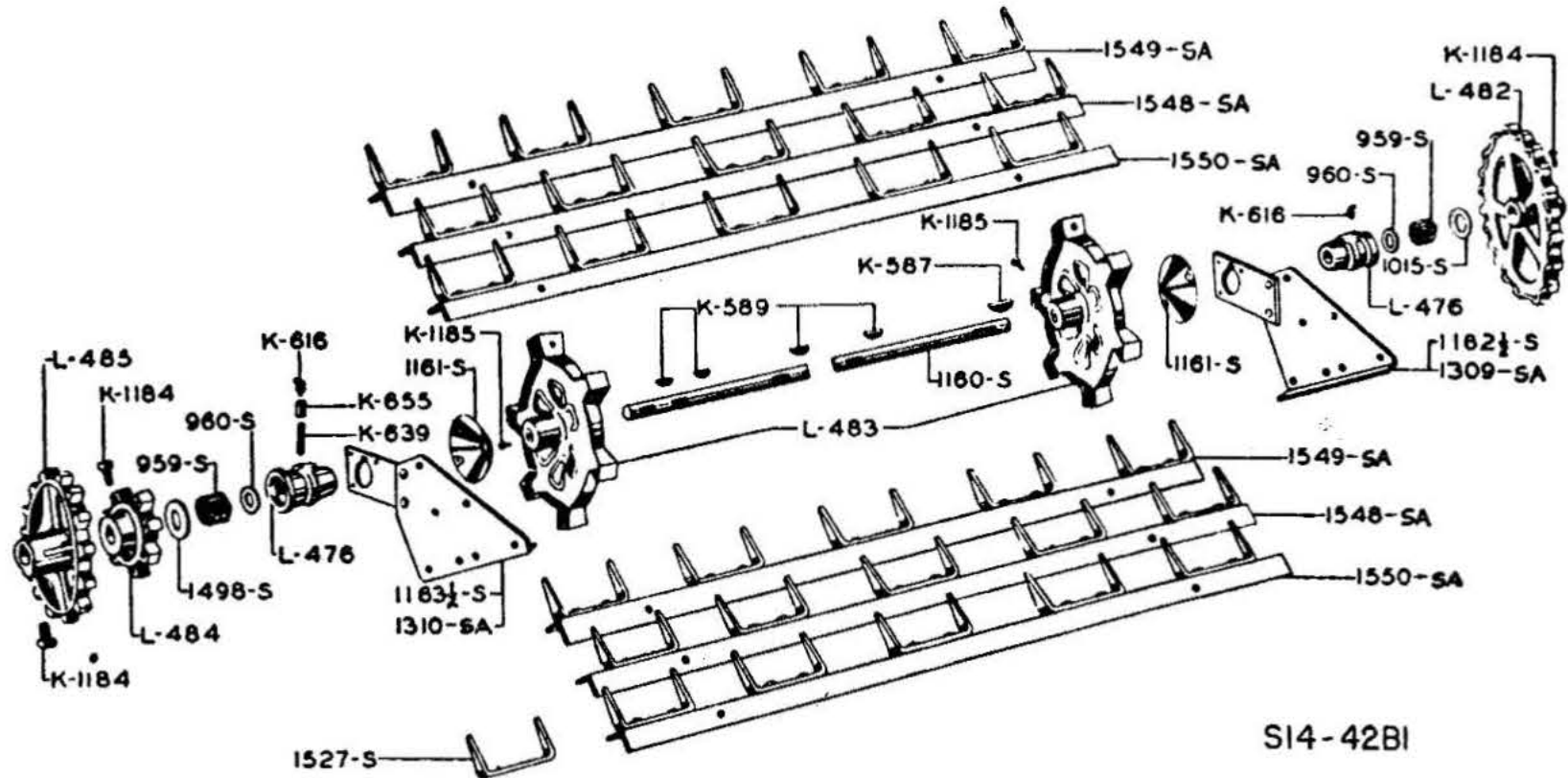
MODEL 14 AND NO. 14A

Part No.	Description	Lot No. All incl.	Wt. Lbs.
1244 S	Clamp for drive lever rod, (Not illustrated).....	318 only	3/4
1302 S	Bushing, 7/8" O. D., 3/8" long. (2 u ed).....	266 to 370	1 oz.
1305 S	Latch for sliding arm.....	266 to 370	1/4
1306 S	Pin for sliding arm latch, 1/4" Dia., 1-1/4" long. (2 used).....	266 to 370	1 oz.
1307 S	Compression spring, 1/2" O. D., 15/16" long, 5 coils. (2 used).....	266 to 370	1 oz.
1334 SA	Adjusting arm, left. Order 01427 SRA.....	266 to 370	4-1/2
1400 S	Horizontal endgate brace, 3/16 x 1" flat, 7-7/16" long.....	266 to 370	1-1/4
	Bolt, machine, 5/16 x 3/4" with lock washer.....		
1401-1/2 S	Hitch iron with conveyor slide, right, 70-3/8" long. Order 1530-SA1 and 1531-SA1.....	266 to 267	22
1402-1/2 S	Hitch iron with conveyor slide, left, 70-3/8" long. Order 1530-SA1 and 1531-SA1.....	266 to 267	22
1403 S	Vertical endgate brace, 1-1/4 x 1-1/4 x 5/32" angle, 20-5/16" long. Order 01501 SA.....	266 to 370	2-1/4
	Bolt, machine, 3/8 x 1" with lock washer (3 used).....		
1404 S	Front cross sill, 2-1/2 x 1-1/2 x 3/16" angle, 38" long.....	266 to 370	7-3/4
	Bolt, machine, 1/2 x 1" with lock washer (2 used).....		
1419 SA	Hitch brace, right.....	266 to 370	3-3/4
	Bolt, machine, 3/8 x 1" with lock washer (2 used).....		
	Bolt, machine, 1/2 x 1" with lock washer.....		
1420 SA	Hitch brace, left.....	266 to 370	3-3/4
	Bolt, machine, 3/8 x 1" with lock washer (2 used).....		
	Bolt, machine, 1/2 x 1" with lock washer.....		
1438 S	Clamp for feed lever rod, (Not illustrated).....	318 only	3/4
1456 SA	Hitch channel complete. Order 0186 SRA-1.....	266 to 370	9
	Bolt, machine, 1/2 x 4-1/4" with lock washer.....		
	Bolt, machine, 5/8 x 5-1/4" with lock washer.....		
1456 SA1	Hitch channel complete. Order 0186 SRA-1.....	362 to 370	9
1456 SA2	Hitch channel complete. Order 0186 SRA1.....	370 only	
	Bolt, machine, 1/2 x 4-1/4" with lock washer.....		
	Bolt, machine, 5/8 x 5-1/4" with lock washer.....		
★ 1459 S	Grease gun holder.....	266 to 309	1/4
	Bolt, machine, 3/8 x 1" with lock washer.....		
1530-1/2 S	Hitch iron with conveyor slide, right, 70-3/8" long. Order 1530 SA1.....	266 to 309	20
1530 SA1	Hitch iron with conveyor slide, right, 70-3/8" long.....	314 to 370	20
	Bolt, machine, 7/16 x 1" with lock washer (2 used).....		
	Bolt, machine, 1/2 x 1" with lock washer (3 used).....		
1531-1/2 S	Hitch iron with conveyor slide, left, 70-3/8" long. Order 1531 SA1.....	266 to 309	20
0186 SRA1	Hitch tube assembly.....		
1531 SA1	Hitch iron with conveyor slide, left, 70-3/8" long.....	314 to 370	20
	Bolt, machine, 7/16 x 1" with lock washer (2 used).....		
	Bolt, machine, 1/2 x 1" with lock washer (3 used).....		
01427 SRA	Adjusting arm, left.....		
01428 SRA	Adjusting arm, right.....		
01501 SR	Vertical endgate brace, right and left.....		

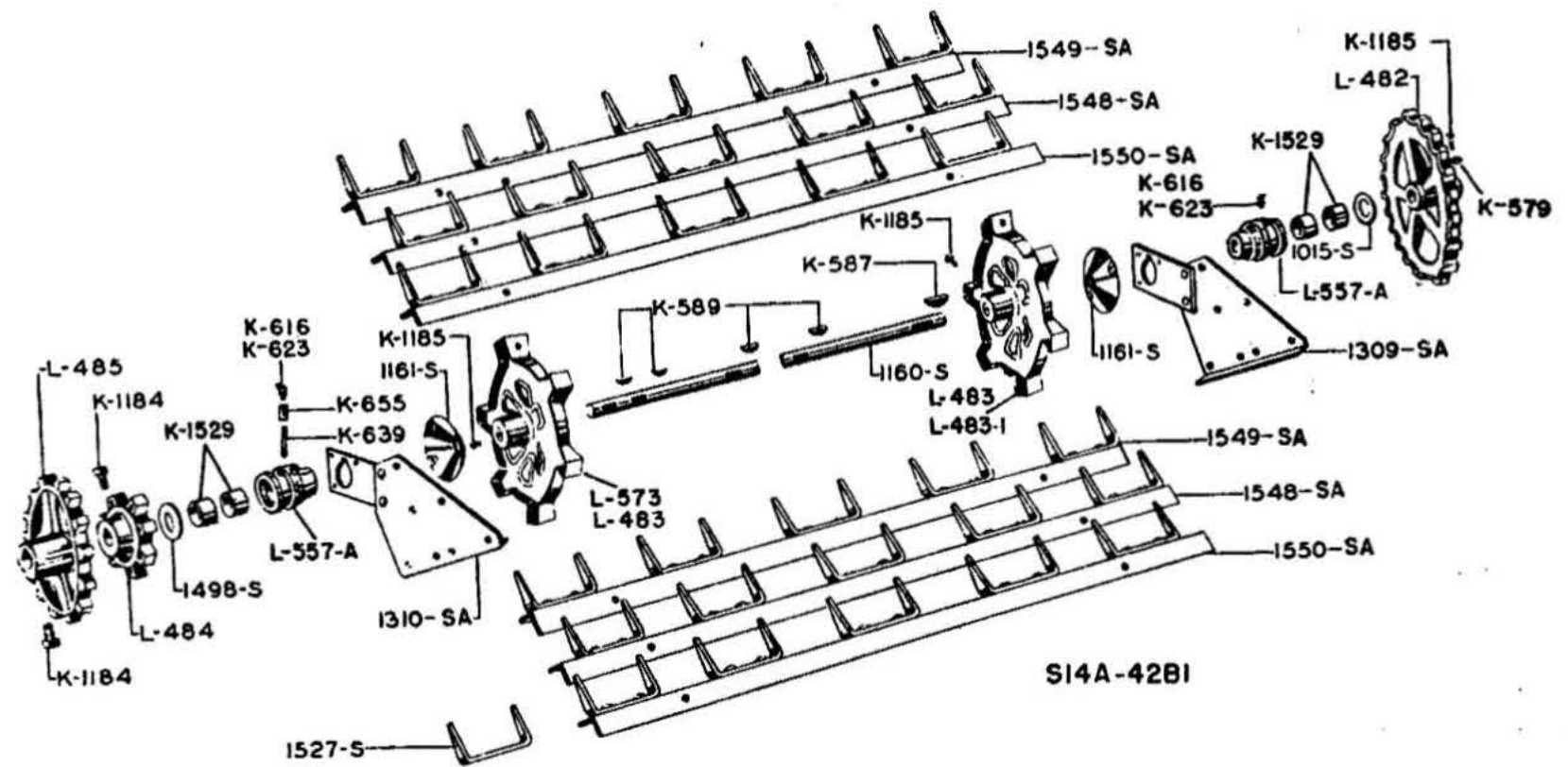
★ Not available.

MAIN CYLINDER

MODEL 14 AND NO. 14A



Model 14 Lots 266 to 309



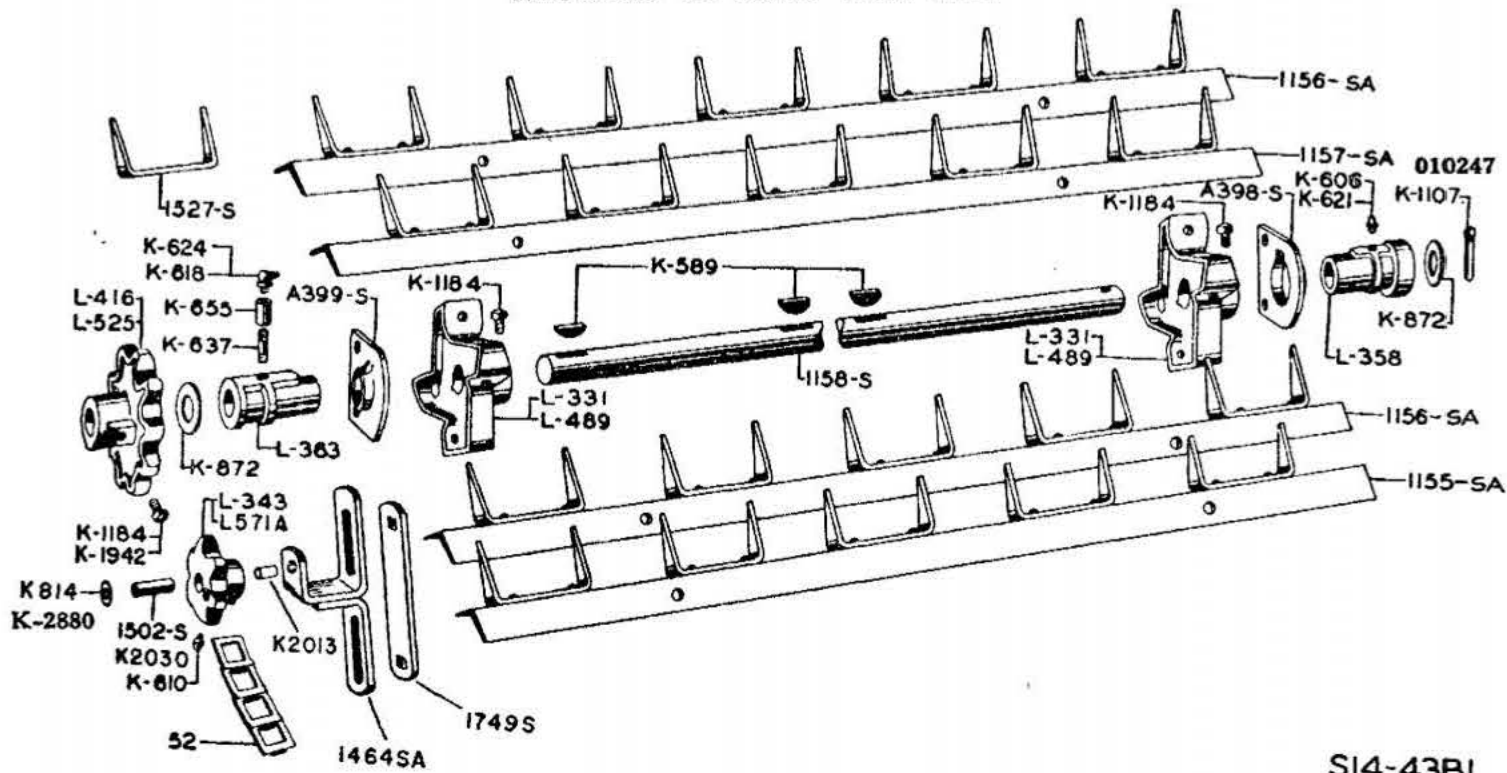
No. 14A Lots 314 to 370

MAIN CYLINDER—Continued

MODEL 14 AND NO. 14A

Part No.	Description	Lot No. All Incl.	Wt. Lbs.
K 579	Jam nut, 1/2"	266 to 370	
K 587	No. 26 Woodruff key, 3/16" thick, 1-3/4" long	266 to 370	1 oz.
K 589	No. 13 Woodruff key, 3/16" thick, 1" long (4 used)	266 to 370	1 oz.
K 616	Grease fitting, 1/8" pipe thread, 67-1/2 degree elbow, (2 used), Order K 623.	266 to 370	1 oz.
K 623	Grease fitting, 1/8" pipe thread, 67-1/2 degree elbow, (2 used)	266 to 370	1 oz.
K 639	Pipe nipple, 1/8" I. D., 2" long	266 to 370	1 oz.
K 655	Pipe coupling, 1/8"	266 to 370	1 oz.
K 860	Washer, 1-9/16 O. D., 1-1/32 I. D., 1/16" thick (not illustrated)	266 to 370	1 oz.
K 1184	Set screw, 1/2" Dia., 1" long. (3 used)	266 to 370	1 oz.
K 1185	Set screw, 1/2" Dia., 1" long. (2 used)	266 to 370	1 oz.
K 1529	Bronze-steel backed bushing, 1-1/16" I. D., 1-1/4" long (4 used)		
L 476	Bearing housing (2 used). Order L 557A.	266 to 309	2
L 482	20 tooth sprocket, to drive distributor, 1-1/16" bore	266 to 370	7-3/4
L 483	Cylinder head, 1-1/16" bore. Order L 483-1	266 to 362	11-1/4
L 483-1	Cylinder head, 1-1/16" bore, right	370 only	11-1/4
L 484	7 tooth drive sprocket, 1-1/16" bore	266 to 370	3-1/4
L 485	15 tooth sprocket to drive upper cylinder, 1-1/16" bore	266 to 370	5
L 557A	Cylinder bearing assembly with 2 K 1529 bushings (2 used)	314 to 370	1-1/2
L 573	Main cylinder head, left, 1-1/16" bore. Order L483-1	370 only	11-1/4
959 S	Roller for bearing, (16 required), 1/4" Dia., 2-17/32" long	266 to 309	1 oz.
959-1/4 S	Roller bearing complete, left. Order 16 959 S, 1 960 S and 1 1498 S	266 to 309	1
959-1/2 S	Roller bearing complete, right. Order 16 959 S, 1 960 S and 1 1015 S	266 to 309	1
960 S	Bearing end washer, 1-9/16" O. D., 1-3/32" I. D., 16 gauge. Order K 860	266 to 370	1 oz.
1015 S	Bearing closure washer, 2" O. D., 1-3/32" I. D., 18 gauge	266 to 370	1 oz.
1160 S	Shaft, 1-1/16" Rd., 49-3/4" long	266 to 370	12-1/2
1160-3/4 S	Shaft complete with 2 L 476 and bearings, 1 L 482, 2 L 483, 1 L 484, 1 L 485, 2 1161 S, 1 1309 SA and 1 1310 SA. Order A1160 S	266 to 370	65
A1160 S	Shaft complete with 1 L 482, 2 L 483, 1 L 484, 1 L 485, 2 L 557A, 2 1161 S, 1 1309 SA and 1 1310 SA	314 to 370	65
1161 S	Anti-wrap shields, 6" Dia.	266 to 370	3/4
1309 SA	Bolt, carriage, 1/4 x 1-1/2" (2 used)	266 to 370	7-1/2
	Bearing plate complete, right		
	Bolt, machine, 3/8 x 7/8" with lock washer		
	Bolt, carriage, 3/8 x 1-1/4" (3 used)		
	Bolt, carriage, 3/8 x 1-1/2" (2 used)		
1310 SA	Bearing plate complete, left	266 to 370	7-1/2
	Bolt, machine, 3/8 x 7/8" with lock washer		
	Bolt, carriage, 3/8 x 1-1/4" (2 used)		
	Bolt, carriage, 3/8 x 1-1/2" (2 used)		
	Bolt, carriage, 3/8 x 1-3/4"		
1498 S	Bearing closure washer, 2" O. D., 1-3/32" I. D., 1/8" thick	266 to 370	2 oz.
1527 S	Cylinder bar tooth with rivets. (30 used)	266 to 370	1/2
	Rivet, oval head, 5/16 x 3/4" (2 used)		
1548 SA	Cylinder bar with teeth, 1-3/8 x 1-3/8 x 5/32" angle, 36-3/8" long (2 used)	266 to 370	6-3/4
	Bolt, machine, 3/8 x 1" with lock washer (2 used)		
1549 SA	Cylinder bar with teeth, 1-3/8 x 1-3/8 x 5/32" angle, 36-3/8" long (2 used)	266 to 370	6-3/4
	Bolt, machine, 3/8 x 1" with lock washer (2 used)		
1550 SA	Cylinder bar with teeth, 1-3/8 x 1-3/8 x 5/32" angle, 36-3/8" long (2 used)	266 to 370	6-3/4
	Bolt, machine, 3/8 x 1" with lock washer (2 used)		

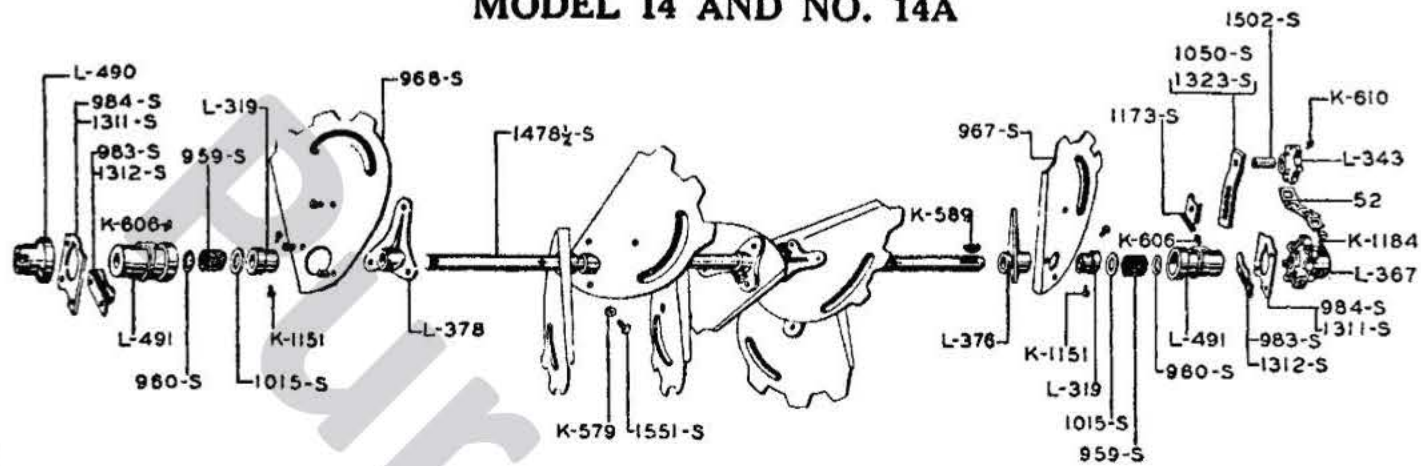
UPPER CYLINDER MODEL 14 AND NO. 14A



SI4-43BI

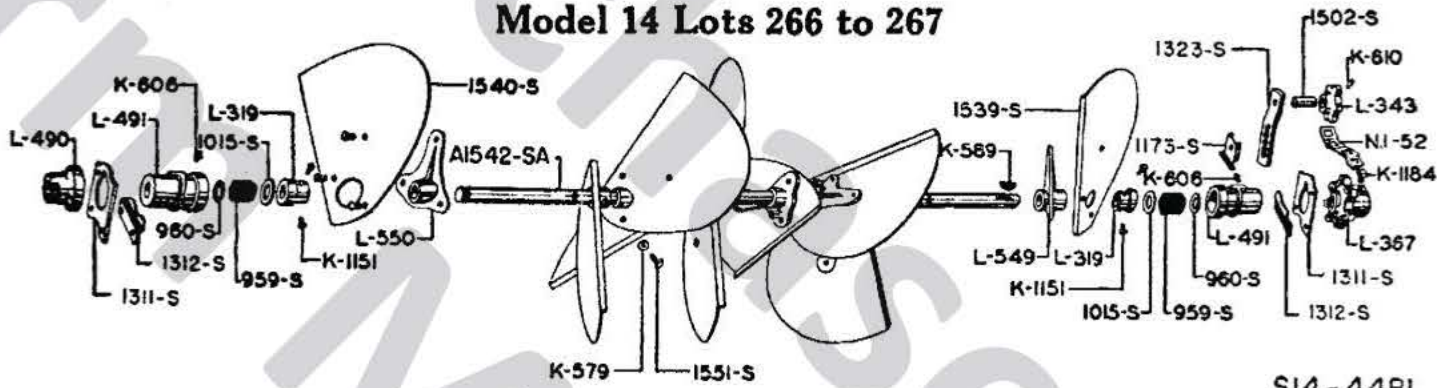
Part No.	Description	Lot No. All Incl.	Wt. Lbs.
52	Steel chain link, (complete chain 41 links).....	266 to 370	2 oz.
K 589	No. 13 Woodruff key, 3/16" thick, 1" long. (3 used).....	266 to 370	1 oz.
K 606	Grease fitting, 1/8" pipe thread, straight, Order K 621.....	266 to 370	1 oz.
K 610	Grease fitting, 5/16" drive type.....	266 to 370	1 oz.
K 618	Grease fitting, 1/8" pipe thread, 90 degree elbow, Order K 624.....	266 to 370	1 oz.
K 621	Grease fitting, 1/8" pipe thread, straight.....	266 to 370	1 oz.
K 624	Grease fitting, 1/8" pipe thread, 90 degree elbow.....	266 to 370	1 oz.
K 637	Pipe nipple, 1/8" I. D., 1-1/4" long.....	266 to 370	1 oz.
K 655	Pipe coupling, 1/8".....	266 to 370	1 oz.
K 814	Washer, 1" O. D., 7/16" I. D., 1/16" thick. Order K 2880.....	343 to 370	
K 872	Washer, 1-3/4" O. D., 1-1/32" I. D., 16 gauge (2 used).....	266 to 370	1 oz.
K 1107	Spring cotter, 5/16" Dia., 1-1/4" long. Order 010247.....	266 to 370	1 oz.
K 1184	Set screw, 1/2" Dia., 3/4" long (3 used).....	266 to 333	1 oz.
K 1942	Set screw, 1/2" Dia., 7/8" long, cup point, (3 used).....	339 to —	1 oz.
K 2013	Fiber bearing, 23/32" O. D., 1-7/16" long, for L 571 A sprocket.....	343 to 370	1 oz.
K 2030	Bushing, 9/16" O. D., 1-9/16" long, for L571 A sprocket.....	343 to 370	1 oz.
K 2880	Washer, 1" O. D., 7/16" I. D., 1/16" thick.....		
010247	Cotter pin, 5/16" x 1-1/4".....		
L 331	3 bar cylinder head 1" bore. (2 used).....	266 to 267	3-1/4
L 343	6 tooth tightener sprocket AL 571 A will replace.....	266 to 339	1
AL 343	6 tooth tightener sprocket with bolt and bushing, Order AL 571 A.....	266 to 339	1-1/4
L 358	Bearing, right, 1" bore.....	266 to 370	1-1/4
L 363	Bearing, left, 1" bore.....	266 to 370	1-1/4
L 416	8 tooth sprocket, 1" bore.....	266 to 267	2-1/4
L 489	4 bar cylinder head, 1" bore. (2 used).....	292 to 370	3-1/2
L 525	10 tooth sprocket, 1" bore.....	292 to 370	5
L 571 A	6 tooth tightener sprocket.....	343 to 370	1
AL 571 A	6 tooth tightener sprocket with bolt and bushing, (Not Illustrated).....	343 to 370	1-1/4
A398 S	Bearing plate, right, 3/16 x 4" flat, 4" long.....	266 to 370	1
A399 S	Bolt, carriage, 3/8 x 7/8" with lock washer (2 used).....		
A399 S	Bearing plate, left, 3/16 x 4" flat, 4" long.....	266 to 370	1
A399 S	Bolt, carriage, 3/8 x 7/8" with lock washer (2 used).....		
1155 SA	Cylinder bar with teeth, 1-1/4 x 1-1/4 x 5/32" angle, 42" long.....	266 to 370	7
1156 SA	Bolt, machine, 3/8 x 1" with lock washer (2 used).....		
1156 SA	Cylinder bar with teeth, 1-1/4 x 1-1/4 x 5/32" angle, 42" long (2 used).....	266 to 370	7
1157 SA	Bolt, machine, 3/8 x 1" with lock washer (2 used).....		
1157 SA	Cylinder bar with teeth, 1-1/4 x 1-1/4 x 5/32" angle, 42" long.....	266 to 370	7
1158 S	Bolt, machine, 3/8 x 1" with lock washer (2 used).....		
1158 S	Shaft, 1" Rd., 49-7/8" long.....	266 to 370	11-1/4
1158-1/2 S	Shaft complete with 2 L 331, 1 L 358, 1 L 363, 1 L 416, 1 A398 S and 1 A399 S.....	266 to 267	23
A1158 S	Shaft complete with 1 L 358, 1 L 363, 2 L 489, 1 L 525, 1 A398 S and 1 A399 S.....	292 to 370	23-1/2
A1158 S	Bolt, carriage, 3/8 x 1-1/2" (2 used).....		
1464 SA	Chain tightener bracket.....	266 to 370	3-1/4
AA1464 SA	Chain tightener complete with sprocket, Order AA 1464 SA1.....	266 to 339	2
AA1464 SA1	Chain tightener complete with L 571 A sprocket.....	343 to 370	2
1502 S	Bushing, 19/32" O. D., 1-9/16" long.....	266 to 370	2 oz.
1527 S	Cylinder bar tooth with rivets. (20 used).....	266 to 370	1/2
1527 S	Rivet, oval head, 5/16 x 3/4" (2 used).....		
1749 S	Idler reinforcement strap, 5/64 x 1" flat, 6-1/8" long.....	359 to 370	1/4

DISTRIBUTER MODEL 14 AND NO. 14A



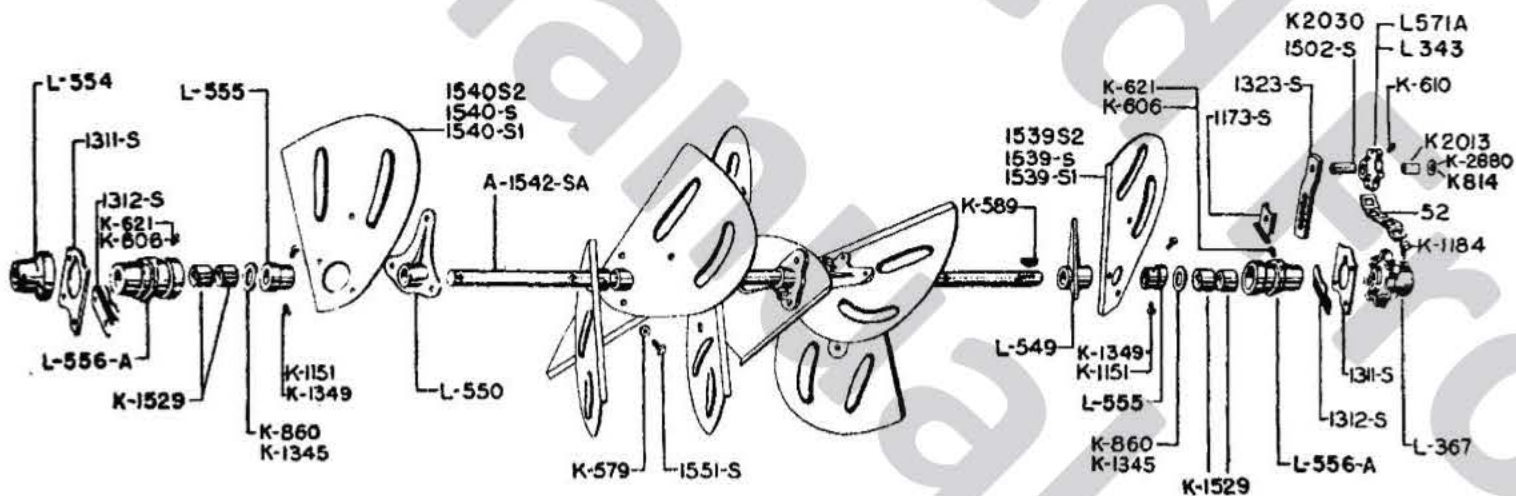
S14-53B

Model 14 Lots 266 to 267



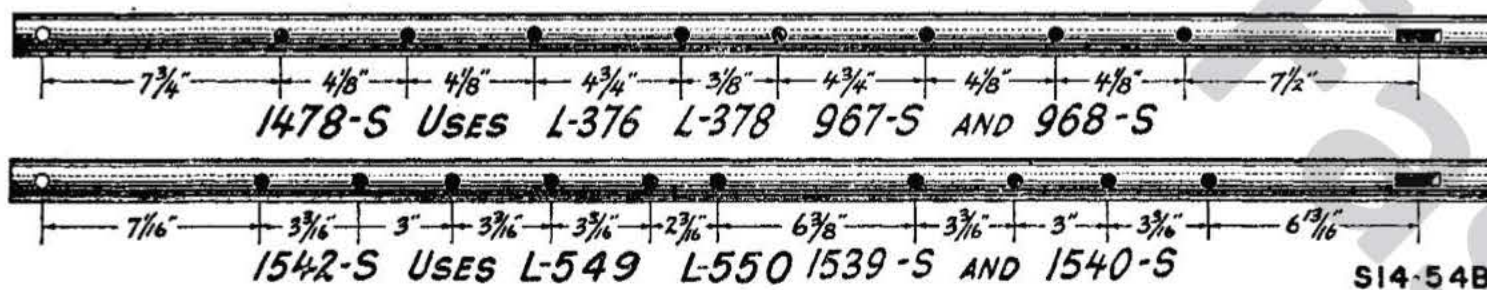
S14-44B1

Model 14 Lots 292 to 309

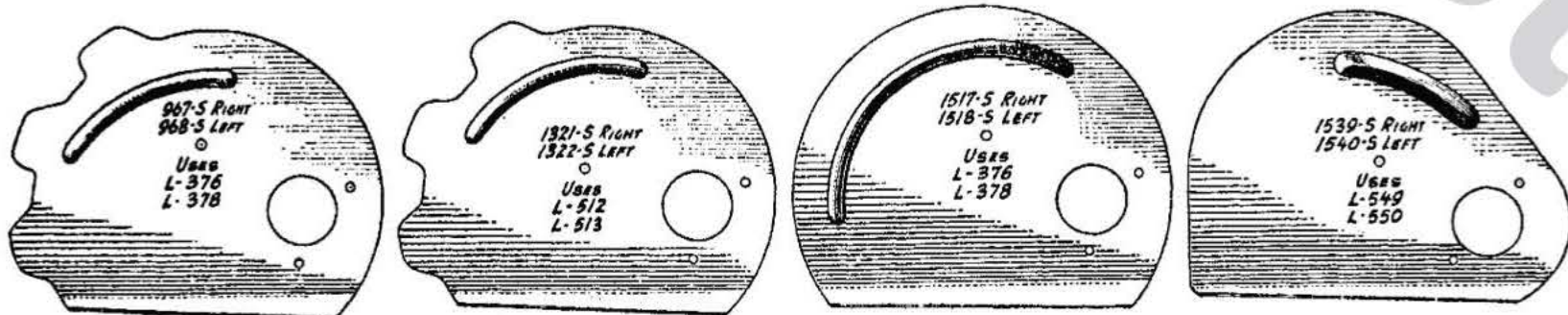


S14-44B2

No. 14A Lots 314 to 370



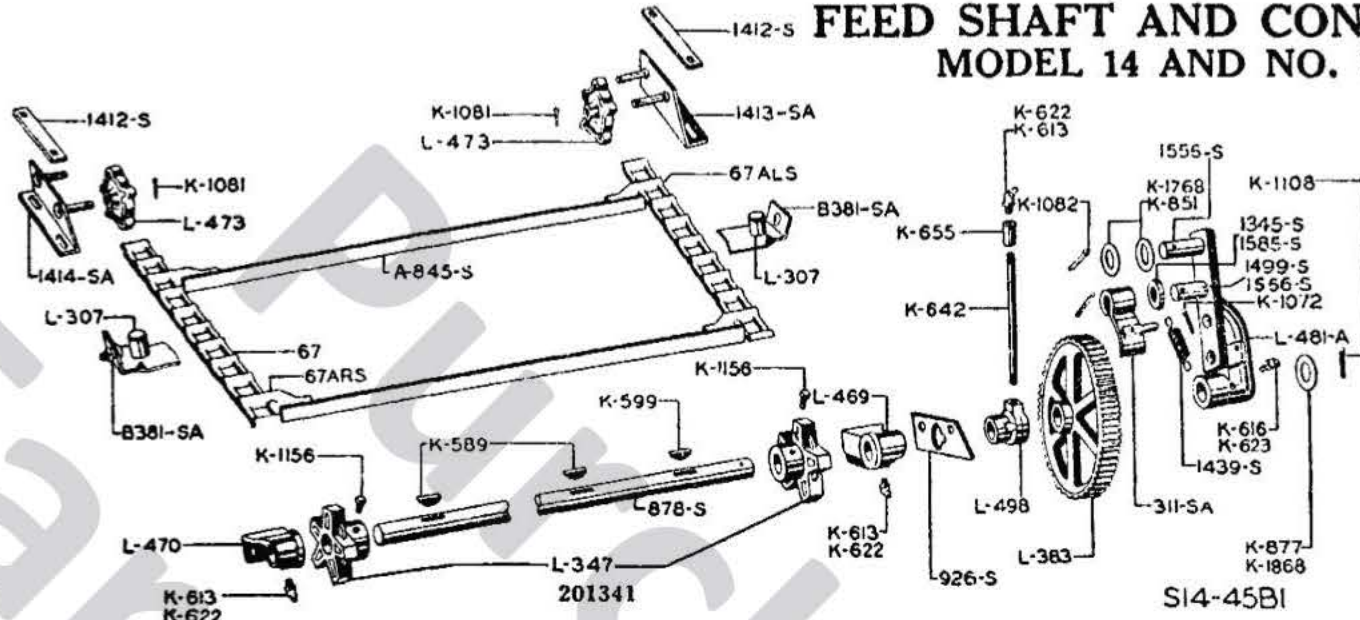
S14-54B



DISTRIBUTER Continued MODEL 14 AND NO. 14A

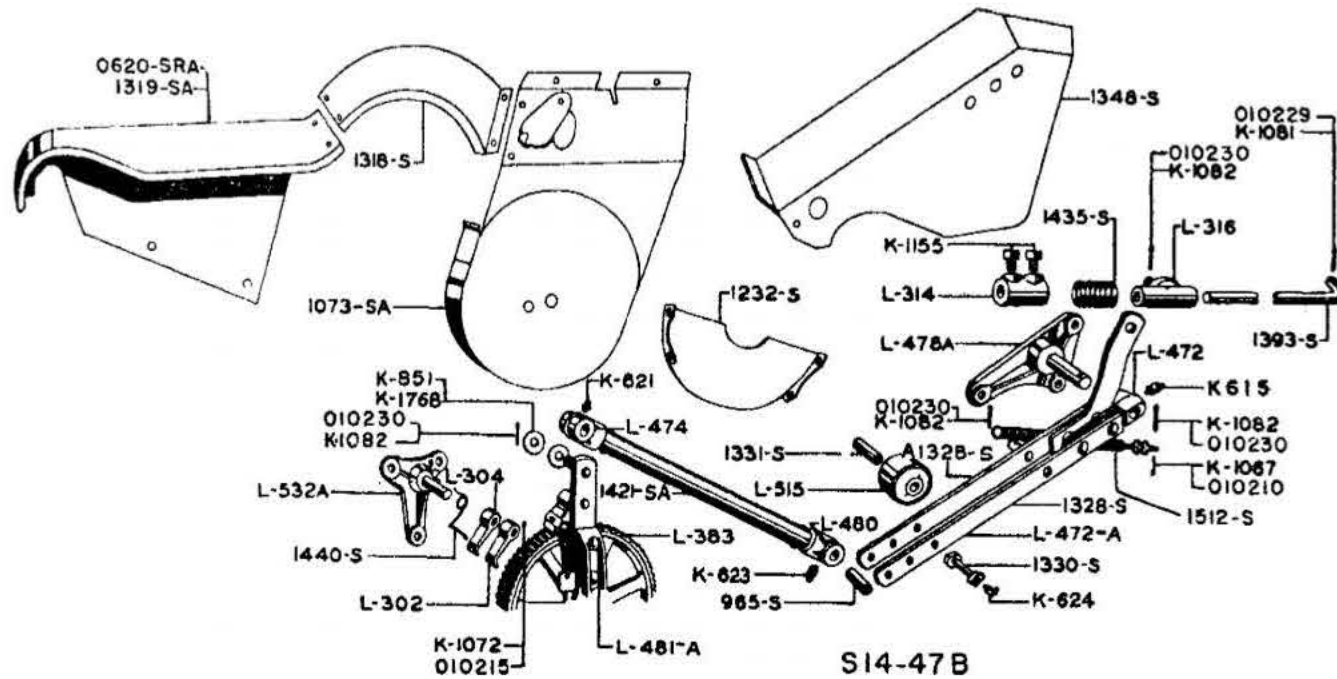
Part No.	Description	Lot No. All Incl.	Wt. Lbs.
52	Steel chain link (complete chain 44 links).....	266 to 370	2 oz.
K 579	Lock nut, 1/2" (8 or 10 used).....	266 to 370	1 oz.
K 589	No. 13 Woodruff key, 3/16" thick, 1" long.....	266 to 370	1 oz.
K 606	Grease fitting, 1/8" pipe thread, (2 used), Order K 621.....	266 to 370	1 oz.
K 610	Grease fitting, 5/16" drive type.....	266 to 370	1 oz.
K 621	Grease fitting, 1/8" pipe thread, straight, (2 used).....	266 to 370	1 oz.
K 814	Washer, 1" O. D., 7/16" I. D., 1/16" thick. Order K 2880.....	266 to 370	
K 860	Washer, 1-9/16" O. D., 1-3/32" I. D., 1/16" thick.....	325 to 370	1 oz.
K 1151	Set screw, 5/16" Dia., 5/16" long. (4 used).....	266 to 370	1 oz.
K 1184	Set screw, 1/2" Dia., 3/4" long.....	266 to 370	1 oz.
K 1345	Washer, 1-11/16" O. D., 1-3/32" I. D., 1/16" thick (2 used).....	314 to 318	1 oz.
K 1349	Set screw, 5/16 x 3/8" cup point, low head.....	314 to 370	3 oz.
K 1529	Bronze-steel backed bushing, 1-1/16" I. D., 1-1/4" long (4 used).....	314 to 370	3 oz.
K 2013	Fiber bearing, 23/32" O. D., 1-7/16" long, (Not illustrated).....	343 to 370	1 oz.
K 2030	Bushing, 9/16" O. D., 1-9/16" long, (Not illustrated).....	343 to 370	1 oz.
K 2880	Washer, 1" O. D., 7/16" I. D., 1/16" thick.....		
L 319	Spacer collar, 1-1/16" bore. (2 used).....	266 to 309	3/4
L 343	6 tooth tightener sprocket AL571 A will replace.....	266 to 339	1
	Bolt, machine, 3/8 x 2-1/2" with lock washer.....		
AL 343	6 tooth tightener sprocket with bolt and bushing, Order AL 571 A.....	266 to 339	1-1/4
L 367	7 tooth sprocket, 1-1/16" bore.....	266 to 370	2-1/4
L 376	Paddle casting, right. (4 used).....	266 to 267	2-1/4
L 378	Paddle casting, left. (4 used).....	266 to 267	2-1/4
L 490	End collar.....	266 to 309	3/4
	Bolt, machine, 5/16 x 1-5/8" w th lock washer.....		
L 491	Bearing housing (2 used). Order (1) L 556 A, (1) L554 and (1) L 555.....	266 to 309	2
L 549	Paddle casting, right. (5 used).....	292 to 370	2-1/4
L 550	Paddle casting, left. (5 used).....	292 to 370	2-1/4
L 554	End collar.....	314 to 370	1/2
	Rivet, button head, 5/16 x 1-3/4".....		
L 555	Spacer collar (2 used).....	314 to 370	1/2
L 556A	Distributor bearing assembly with 2 K 1529 bushings.....	314 to 370	2-3/4
L 571 A	6 tooth tightener sprocket.....	343 to 370	1
AL 571 A	6 tooth tightener sprocket with bolt and bushing.....	343 to 370	1-1/4
959 S	Roller for bearing, (16 required), 1/4" Dia., 2-17/32" long.....	266 to 309	1 oz.
959-1/2 S	Roller bearing complete, consisting of 16 959 S, 1 960 S and 1 1015 S.....	266 to 309	1
960 S	Bearing end washer, 1-9/16" O. D., 1-3/32" I. D., 16 gauge (2 used). Order K860.....	266 to 309	1 oz.
967 S	Paddle, right. (4 used).....	266 to 267	2-3/4
	Rivet, truss head, 5/16 x 3/4" (3 used).....		
968 S	Paddle, left. (4 used).....	266 to 267	2-3/4
	Rivet, truss head, 5/16 x 3/4" (3 used). Order K 860.....		
1015 S	Bearing closure washer, 2" O. D., 1-3/32" I. D., 18 gauge. (2 used).....	266 to 309	1 oz.
1173 S	Lock for chain tightener arm.....	266 to 370	2 oz.
	Bolt, machine, 3/8 x 1-1/4" with lock washer.....		
1311 S	Bearing plate, 3/16 x 4" flat, 3-1/2" long. (2 used).....	266 to 370	1
	Bolt, machine, 5/16 x 3/4" with lock washer.....		
	Bolt, machine, 3/8 x 1" with lock washer (2 used).....		
1312 S	Keeper for bearing, 1/8 x 1-3/4" flat, 4" long (2 used).....	266 to 370	1/4
1323 S	Chain tightener arm, 5/16 x 1-1/4" flat, 6" long.....	266 to 370	3/4
	Bolt, machine, 3/8 x 1-1/4" with lock washer.....		
A 1323 S	Chain tightener complete with sprocket, bolt and bushing, Order AA 1323 S.....	266 to 339	2-1/4
AA 1323 S	Chain tightener complete with L 571 A sprocket, bolt and bushing, (Not illustrated).....	343 to 370	2-1/4
	Shaft with sprocket, 1-1/16" Rd., 46-1/2" long.....	266 to 267	14
1478-1/2 S	Distributor complete. Order AA1542-SA2.....	266 to 267	65
1478-1/2 SA			
1502 S	Bushing, 19/32" O. D., 1-9/16" long.....	266 to 370	2 oz.
1539 S	Paddle, right. (5 used), Order 1539 S2.....	292 to 318	3-1/2
	Rivet, truss head, 5/16 x 3/4" 3 used).....		
1539 S1	Paddle, right, (5 used), Order 1539 S2.....	325 to 348	3-1/2
1539 S2	Paddle, right [5 used].....	353 to 370	3-1/2
1539 SA1	Paddle and casting, assembly, right. [Order 1539 SA2].....	325 to 348	6
1539 SA2	Paddle and casting assembly, right.....	353 to 370	6
1540 S	Paddle, left. (5 used), Order 1540 S2.....	292 to 318	3-1/2
	Rivet, truss head, 5/16 x 3/4" (3 used).....		
1540 S1	Paddle, left, (5 used), Order 1540 S2.....	325 to 348	3-1/2
1540 S2	Paddle, left [5 used].....	353 to 370	3-1/2
1540 SA1	Paddle and casting assembly, left. [Order 1540 SA2].....	325 to 348	6
1540 SA2	Paddle and casting assembly, left.....	353 to 370	6
A1542 SA	Shaft with sprocket, 1-1/16" Rd., 46-11/32" long.....	292 to 370	14
1542-1/2 SA	Distributor complete. Order AA1542 SA2.....	292 to 309	70
AA1542 SA	Distributor complete. Order AA1542 SA2.....	314 to 348	70
AA 1542 SA2	Distributor, complete.....	353 to 370	70
1551 S	Set screw, 1/2" Dia., 1-5/16" long. (8 or 10 used).....	266 to 370	1 oz.

FEED SHAFT AND CONVEYOR MODEL 14 AND NO. 14A



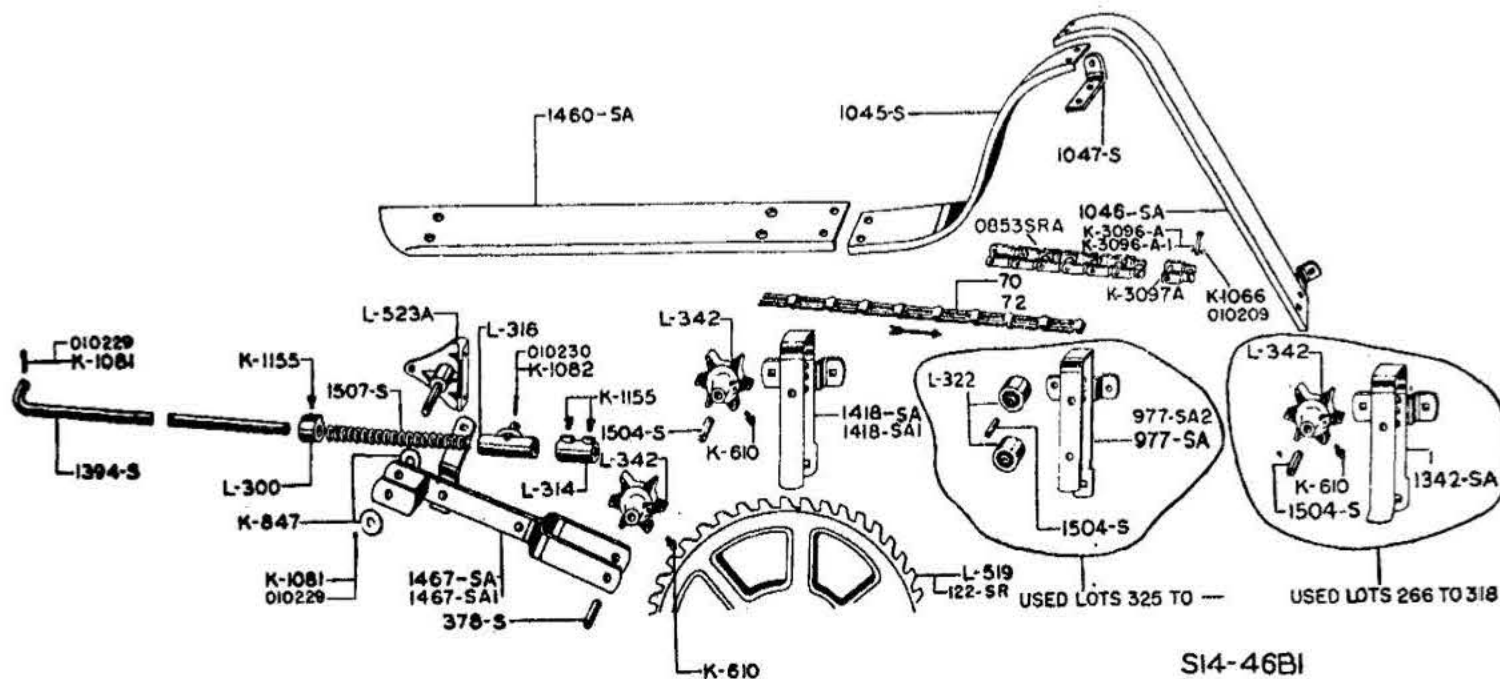
Part No.	Description	Lot No. All incl.	Wt. Lbs.
67	Plain steel chain link. (144 used)	266 to 370	2 oz.
67 ARS	Steel attachment link, left (12 used)	266 to 370	3 oz.
67 ALS	Rivet, flat head, 5/16 x 5/8" Steel attachment link, right. (12 used)	266 to 370	3 oz.
K 589	Rivet, flat head, 5/16 x 5/8"	266 to 370	1 oz.
K 599	No. 13 Woodruff key, 3/16" thick, 1" long. (2 used)	266 to 370	1 oz.
K 613	No. 14 Woodruff key, 7/32" thick, 1" long	266 to 370	1 oz.
K 616	Grease fitting, 1/8" pipe thread, 30 degree elbow, (2 used), Order K 622	266 to 370	1 oz.
K 622	Grease fitting, 1/8" pipe thread, 67-1/2 degree elbow, Order K 623	266 to 370	1 oz.
K 623	Grease fitting, 1/8" pipe thread, 30 degree elbow, (2 used)	266 to 370	1 oz.
K 642	Grease fitting, 1/8" pipe thread, 67-1/2 degree elbow	266 to 370	1 oz.
K 655	Pipe nipple, 1/8" I. D., 7" long	266 to 370	2 oz.
K 851	Pipe coupling, 1/8"	266 to 370	1 oz.
K 877	Washer, 1-1/2" O. D., 15/16" I. D., 16 gauge. (2 used), Order K 1768	266 to 333	1 oz.
K 1072	Washer, 1-3/4" O. D., 1-1/8" I. D., 16 gauge, Order K 1868	266 to 333	1 oz.
K 1081	Spring cotter, 1/8" Dia., 1" long. Order 010215	266 to 370	1 oz.
K 1082	Spring cotter, 3/16" Dia., 1" long (2 used). Order 010229	266 to 370	1 oz.
K 1108	Spring cotter, 3/16" Dia., 1-1/4" long (2 used). Order 010230	266 to 370	1 oz.
K 1156	Spring cotter, 5/16" Dia., 1-1/4" long. Order 010256	266 to 370	1 oz.
K 1768	Set screw, 3/8" Dia., 5/8" long, low head. (2 used)	266 to 370	1 oz.
K 1868	Washer, 1-1/2" O. D., 29/32" I. D., 16 gauge, (2 used)	336 to 370	1 oz.
010215	Washer, 1-3/4" O. D., 1-3/32" I. D., 16 gauge	336 to 370	1 oz.
010229	Cotter pin, 1/8" x 1"		2-1/4
010230	Cotter pin, 3/16" x 1"		1/4
010256	Cotter pin, 3/16" x 1-1/4"		
201341	Cotter pin, 5/16" x 1-1/4"		
L 307	5-tooth feed sprocket, 1-1/16" bore	266 to 370	2
L 347	Conveyor guide with rivet. (2 used)	266 to 370	12-1/4
L 383	Rivet, wagon box head, 5/16 x 1-1/4"	266 to 370	2
L 469	5 tooth feed sprocket, 1-1/16" bore. (2 used). Order 201341	266 to 370	2
L 470	Ratchet wheel, 1-1/16" bore. (2 used)	266 to 370	2
L 473	Feed bearing, right, 1-1/16" bore	266 to 370	2
L 481 A	Bolt, machine, 3/8 x 1-1/4" with lock washer (2 used)	266 to 370	1-1/2
L 498	Feed bearing, left, 1-1/16" bore	266 to 370	7
311 SA	Bolt, machine, 3/8 x 1-1/4" with lock washer (2 used)	266 to 370	3/4
B381 SA	5 tooth idler sprocket. (2 used)	266 to 370	3/4
A845 S	Feed arm, complete with pawl and spring	266 to 370	1-1/4
878 S	Angle feed bearing, 1-1/16" bore	266 to 370	3-1/4
878 SA	Feed pawl, 1/4 x 1-1/4" flat, 5-3/4" long	266 to 370	11-1/4
926 S	Conveyor slide complete, (2 used)	266 to 370	15
1345 S	Bolt, carriage, 3/8 x 7/8" with lock washer	266 to 370	3/4
1412 S	Conveyor bar with links, 1-3/8 x 1 x 5/32" angle, 34-1/4" long	266 to 318	1/4
1413-SA	Shaft, 1-1/16" Rd., 44-5/8" long	266 to 325	1/2
1414-SA	Shaft complete with (2) 201341 sprockets	266 to 370	2-3/4
1439 S	Angle feed bearing plate	266 to 370	2-3/4
1499 S	Rivet, oval head, 3/8 x 3/4" (2 used)	266 to 370	2 oz.
1556 S	Washer, 1-5/8" O. D., 57/64" I. D., 1/4" thick. Order 1585 S	266 to 370	1/4
1585 S	Clamp strap for idler, 3/16 x 1" flat, 8" long. (2 used)	266 to 370	1/4
1626 SA	Bolt, carriage, 3/8 x 1-1/4" with lock washer (2 used)	266 to 370	1/4
	Conveyor tightener with studs, right, 2-1/2 x 1-1/2 x 3/16" angle, 9" long	266 to 370	1/4
	Conveyor tightener with studs, left, 2-1/2 x 1-1/2 x 3/16" angle, 9" long	266 to 370	1/4
	Extension spring, 5/8" O. D., 2-1/4" long, overall, 20 coils	266 to 370	1/4
	Feed pawl stud, 7/8" O. D., 2-17/32" long	266 to 370	1/4
	Stud for feed arm, 7/8" Dia., 2-3/4" long, (2 used)	266 to 370	1/4
	Feed pawl spacer, 1-1/4" O. D., 7/16" long	329 to 370	1/4
	Conveyor chain with No. 67 steel chain and A 845 S bar; 146 No. 67 plain links; 11 No. 67 ARS and 11 No. 67 ALS attachment links; 7 bars each followed by 7 plain links and 4 bars each followed by 6 plain links	266 to 370	72

FEED MECHANISM—MODEL 14 AND NO. 14A



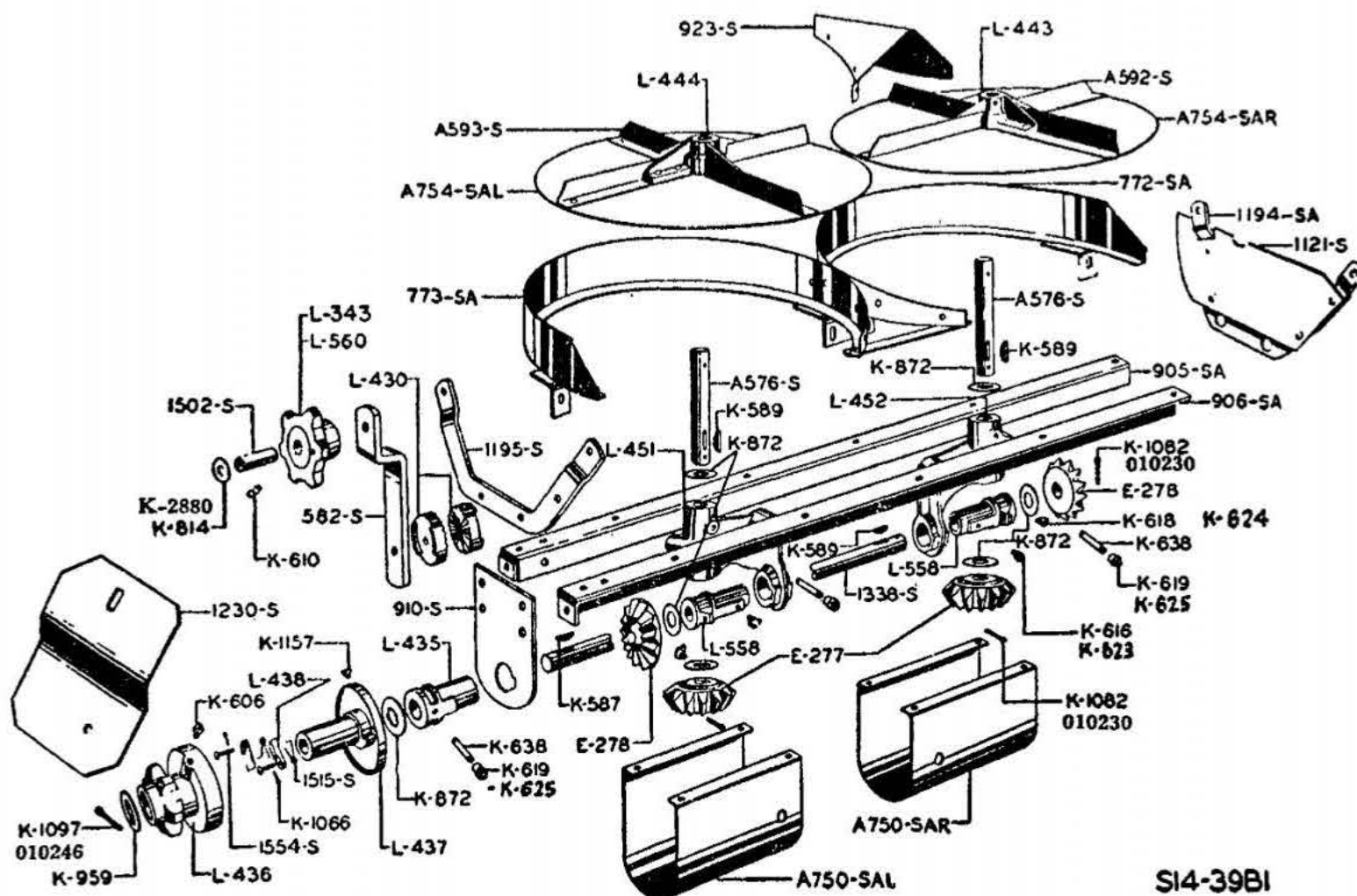
Part No.	Description	Lot No. All Incl.	Wt. Lbs.
K 615	Grease fitting, 1/8" pipe thread, 45 degree elbow.....	266 to 370	1 oz.
K 621	Grease fitting, 1/8" pipe thread, straight.....	266 to 370	1 oz.
K 623	Grease fitting, 1/8" pipe thread, 67-1/2 degree elbow.....	266 to 370	1 oz.
K 624	Grease fitting, 1/8" pipe thread, 90 degree elbow.....	266 to 370	1 oz.
K 851	Washer, 1-1/2" O. D., 15/16" I. D., 16 gauge. (2 used) Order K1768.....	266 to 333	1 oz.
K 1067	Spring cotter, 3/32" Dia., 3/4" long. Order 010210.....	266 to 370	1 oz.
K 1072	Spring cotter, 1/8" Dia., 1" long. Order 010215.....	266 to 370	1 oz.
K 1081	Spring cotter, 3/16" Dia., 1" long. Order 010229.....	266 to 370	1 oz.
K 1082	Spring cotter, 3/16" Dia., 1-1/4" long (4 used). Order 010230.....	266 to 370	1 oz.
K 1155	Set screw, 3/8" Dia., 5/8" long. (2 used).....	266 to 370	1 oz.
K 1768	Washer, 1-1/2" O. D., 29/32" I. D.....	336 to 370	1 oz.
010210	Cotter pin, 3/32" x 3/4".....		
010215	Cotter pin, 1/8" x 1".....		
010229	Cotter pin, 3/16" x 1".....		
010230	Cotter pin, 3/16" x 1-1/4".....		
L 302	Retention pawl, short.....	266 to 370	1/2
L 304	Retention pawl, long.....	266 to 370	1/2
L 314	Double set collar.....	266 to 370	1/2
L 316	Slide collar.....	266 to 370	1/2
L 383	Ratchet wheel, 1-1/16" bore.....	266 to 370	12-1/4
L 472	Auxiliary feed arm bearing with rivets.....	266 to 370	2
L 472A	Rivet, wagon box head, 3/8 x 3" (2 used).....	266 to 370	9-3/4
L 474	Auxiliary feed arm complete, with arms, roller and spring.....	266 to 370	1-1/4
L 478A	Upper insert for feed arm tube.....		
L 478A	Rivet, oval head, 1/4 x 1-3/4".....	266 to 370	3
L 478A	Auxiliary feed arm post with pin.....		
L 480	Bolt, carriage, 3/8 x 1-3/4".....		
L 480	Bolt, carriage, 3/8 x 2" (2 used).....	266 to 370	1-1/4
L 480	Lower insert for feed arm tube.....		
L 481A	Rivet, oval head, 1/4 x 1-3/4".....	266 to 370	7
L 515	Feed arm complete with pawl and spring.....		
L 532A	Roller for feed arm.....	266 to 370	1-3/4
L 532A	Retention pawl support with pin.....	266 to 370	1-1/2
965 S	Bolt, carriage, 3/8 x 1-1/2" (3 used).....		
1073 SA	Bushing, 7/8" (.870") O. D., 1-15/16" long.....	266 to 370	1/4
1073 SA	Ratchet wheel shield.....	266 to 370	5-1/2
1232 S	Bolt, carriage, 5/16 x 1-1/4" (2 used).....	266 to 370	1
1232 S	Inner ratchet wheel shield.....		
1318 S	Bolt, carriage, 1/4 x 1/2" with lock washer (4 used).....	266 to 370	1-1/2
1318 S	Shield connecting distributor and ratchet wheel shields, 18" long.....		
1319 SA	Bolt, oven head, 1/4 x 1/2" with lock washer (4 used).....	266 to 370	3-1/4
1328 S	Distributor chain shield. Order 0620 SRA.....	266 to 370	2-3/4
1328 S	Feed hanger arm, 1/4 x 1-3/4 x 16-1/2" long.....	266 to 370	2-3/4
A1328 S	Feed hanger arm, with stud, 1/4 x 1-3/4 x 16-1/2" long.....	266 to 370	2-3/4
1330 S	Feed roller bolt, 5/8" Dia., 2-7/8" long.....	266 to 370	1/4
1331 S	Bushing for feed roller, 1" (.997") O. D., 1-15/16" long.....	266 to 370	1/4
1348 S	Auxiliary feed arm shield.....	266 to 370	4
1393 S	Bolt, machine, 5/16 x 3/4" with lock washer.....		
1393 S	Feed rod, 9/16" Rd., 75-3/4" long.....	266 to 370	5-1/2
1421 SA	Feed mechanism connecting tube.....	266 to 370	4-3/4
1435 S	Compression spring, 1.307" O. D., 2-3/4" long, 5 coils.....	266 to 370	1/4
1440 S	Torsion spring.....	266 to 370	1 oz.
1512 S	Extension spring with bolt, 7/8" O. D., 5-1/2" long, overall, 39 coils.....	266 to 370	1/4
0620 SRA	Distributor drive chain shield.....		
0620 SRA	Bolt, machine, 5/16 x 3/4" with lock washer.....		
0620 SRA	Bolt, machine, 3/8 x 1-1/4" with lock washer (2 used).....		

MAIN DRIVE MODEL 14 AND NO. 14A



Part No.	Description	Lot No. All Incl.	Wt. Lbs.
70	Steel chain link (complete chain 58 links).	266 to 370	2 oz.
72	Steel chain link, complete 58 links.	266 to 370	2 oz.
K 610	Grease fitting, 5/16" drive type. (3 used).	266 to 370	1 oz.
K 847	Washer, 1-1/2" O. D., 21/32" I. D., 13 gauge.	266 to 370	1 oz.
K 1081	Spring Cotter, 3/16" Dia., 1" long (2 used). Order 010229.	266 to 370	1 oz.
K 1082	Spring cotter, 3/16" Dia., 1-1/4" long. Order 010230.	266 to 370	1 oz.
K 1155	Set screw, 3/8" Dia., 5/8" long. (3 used).	266 to 370	1 oz.
K 3096 A	Pin, 5/16" Dia., 1-7/8" long. Order K3096 A1.		
K 3096 A1	Pin, 5/16" Dia., 1-7/8" long.		
K 3097 A	Detachable link with pins and spring cotter.		
010229	Cotter pin, 3/16" x 1"		
010230	Cotter pin, 3/16" x 1-1/4"		
L 300	Single set collar.	266 to 370	1/4
L 314	Double set collar.	266 to 370	1/2
L 316	Slide collar.	266 to 370	1/2
L 322	Straddler roller, (2 used).	325 to 370	1-3/4
L 342	6 tooth idler sprocket. (3 used).	266 to 370	1-3/4
	Bolt, machine, 3/8 x 3-1/2" with lock washer when used in 1467 SA drive arm.		
	Bolt, machine, 3/8 x 3-3/4" with lock washer when used in 1418 SA and 1342 SA chain straddlers.		
L 519	32 tooth main drive sprocket. Order 122 SR.	266 to 370	23-1/2
	Bolt, machine, 1/2 x 1-3/4" with lock washer (3 used)		
L 523A	Drive arm post with pin.	266 to 370	2-3/4
	Bolt, machine, 3/8 x 1-1/4" with lock washer (2 used).		
	Bolt, carriage, 3/8 x 1-1/2"		
378 S	Bushing, 19/32" O. D., 2-5/16" long.	266 to 370	1 oz.
977 SA	Rear chain straddler with bracket. Order 977 SA2.	325 to 370	3
977 SA2	Rear chain straddler with bracket.	325 to 370	3
	Bolt, carriage, 3/8 x 1-1/2" with nut, (3 used).	325 to 370	3
1045 S	Shield connecting drive chain and upper cylinder chain shields, 4 x 20-1/4" long, 18 gauge.	266 to 370	1-1/4
	Bolt, oven head, 1/4 x 3/4" with lock washer (2 used).		
1046 SA	Bolt, machine, 1/4 x 3/4" with lock washer (2 used).	266 to 370	1-3/4
	Upper cylinder chain shield, 4 x 30" long, 18 gauge.		
	Bolt, machine, 1/4 x 3/4" with lock washer (2 used).		
1047 S	Bolt, carriage, 3/8 x 3/4"	266 to 370	1/4
	Top bracket for upper cylinder chain shield, 3/16 x 1" flat, 4-7/8" long.		
	Bolt, machine, 1/4 x 3/4" with lock washer (2 used).		
	Bolt, oven head, 5/16 x 7/8" with lock washer.		
1342 SA	Chain straddler with bracket.	266 to 318	3
	Bolt, carriage, 3/8 x 1-1/2" (3 used).		
1394 S	Drive rod, 9/16" Rd., 52-1/4" long.	266 to 370	3-3/4
1418 SA	Chain straddler with bracket. Order 1418 SA1.	266 to 370	3
1418 SA1	Chain straddler with bracket.	370 only	
	Bolt, carriage, 3/8 x 1-1/2" (3 used).		
1460 SA	Drive chain shield, 4 x 27" long, 18 gauge.	266 to 370	3
	Bolt, oven head, 1/4 x 1/2" with lock washer (2 used).		
	Bolt, carriage, 5/16 x 1-1/4" (2 used).		
1467 SA	Drive arm, complete with sprocket. Order 1467 SA1.	266 to 370	5-1/2
1467 SA1	Drive arm, complete with sprocket.	314 to 370	
1504 S	Bushing, 19/32" O. D., 2-7/16" long (3 used).	266 to 370	1 oz.
1507 S	Compression spring, 7/8" O. D., 7" long, 23 coils.	266 to 370	1/4
122 SR	32 tooth main drive sprocket.	314 to 370	
0853 SRA	Drive chain, No. 672, steel chain, 57 pitches.		

LIME ATTACHMENT DISC ASSEMBLY MODEL 14 AND NO. 14A



SI4-39BI

Part No.	Description	Lot No. All Incl.	Wt. Lbs.
E 120	Bearing, 1" bore. (2 used). Order L 558.	266 to 300	1-1/2
E 277	13 tooth bevel gear, 1" bore. (2 used).	266 to 370	1-1/4
E 278	14 tooth bevel gear, 1" bore. (2 used).	266 to 370	1-1/2
K 587	No. 26 Woodruff key, 3/16" thick, 1-3/4" long.	266 to 370	1 oz.
K 589	No. 13 Woodruff key, 3/16" thick, 1" long. (2 used).	266 to 370	1 oz.
K 606	Grease fitting, 1/8" pipe thread, straight, Order K 621.	266 to 370	1 oz.
K 610	Grease fitting, 5/16" drive type.	266 to 370	1 oz.
K 616	Grease fitting, 1/8" pipe thread, 67-1/2 degree elbow, (2 used), Order K 623.	266 to 370	1 oz.
K 618	Grease fitting, 1/8" pipe thread, 90 degree elbow, (2 used), Order K 624.	266 to 370	1 oz.
K 619	Grease fitting, 1/8" female pipe thread, straight, (3 used), Order K 625.	266 to 370	1 oz.
K 621	Grease fitting, 1/8" pipe thread, straight, [Not illustrated].	266 to 370	1 oz.
K 623	Grease fitting, 1/8" pipe thread, 67-1/2 degree elbow, (2 used).	266 to 370	1 oz.
K 624	Grease fitting, 1/8" pipe thread, 90 degree elbow, (2 used).	266 to 370	1 oz.
K 625	Grease fitting, 1/8" female pipe thread, (3 used).	266 to 370	1 oz.
K 638	Pipe nipple, 1/8" I. D., 1-1/2" long. (3 used).	266 to 370	1 oz.
K 814	Washer, 1" O. D., 7/16" I. D., 16 gauge. Order K 2880.	266 to 370	1 oz.
K 872	Washer, 1-3/4" O. D., 1-1/32" I. D., 16 gauge. (7 used).	266 to 370	1 oz.
K 959	Washer, 2-1/2" O. D., 1-11/16" I. D., 16 gauge.	266 to 370	1 oz.
K 1066	Spring cotter, 3/32" Dia., 1/2" long (2 used). Order 010209.	266 to 370	1 oz.
K 1082	Spring cotter, 3/16" Dia., 1-1/4" long (3 used). Order 010230.	266 to 370	1 oz.
K 1097	Spring cotter, 1/4" Dia., 2-1/4" long. Order 010246.	266 to 370	1 oz.
K 1157	Set screw. 3/8" Dia., 5/8" long, cross drilled.	266 to 370	1 oz.
K 2880	Washer, 1" O. D., 7/16" I. D., 1/16" thick.		
010209	Cotter pin, 3/32" x 1/2"		
010230	Cotter pin, 3/16" x 1-1/4"		
010246	Cotter pin, 1/4" x 2-1/4"		
L 343	6 tooth idler sprocket.	266 to 300	1
	Bolt, machine, 3/8 x 2-1/2" with lock washer.		
AL 343	6 tooth idler sprocket with bolt and bushing. Order AL 571A.	266 to 300	1-1/4
L 430	Tightener ratchet. (2 used).	266 to 370	1/2
L 435	Bearing, 1" bore.	266 to 370	1
L 436	6 tooth ratchet sprocket.	266 to 370	3
AL 436	Six tooth ratchet sprocket with ratchet clutch, pawl and spring.	266 to 370	6-1/4
L 437	Ratchet clutch with pawls and springs, 1" bore, uses K 587 key.	266 to 370	3-1/4
L 438	Clutch pawl.	266 to 370	2 oz.
L 443	Disc spider, right.	266 to 370	3-1/2
	Bolt, machine, 5/16 x 2-1/4" with lock washer.		
	Rivet, wagon box head, 1/4 x 7/8" (8 used).		
L 444	Disc spider, left.	266 to 370	3-1/2
	Bolt, machine, 5/16 x 2-1/4" with lock washer.		
	Rivet, wagon box head, 1/4 x 7/8" (8 used).		

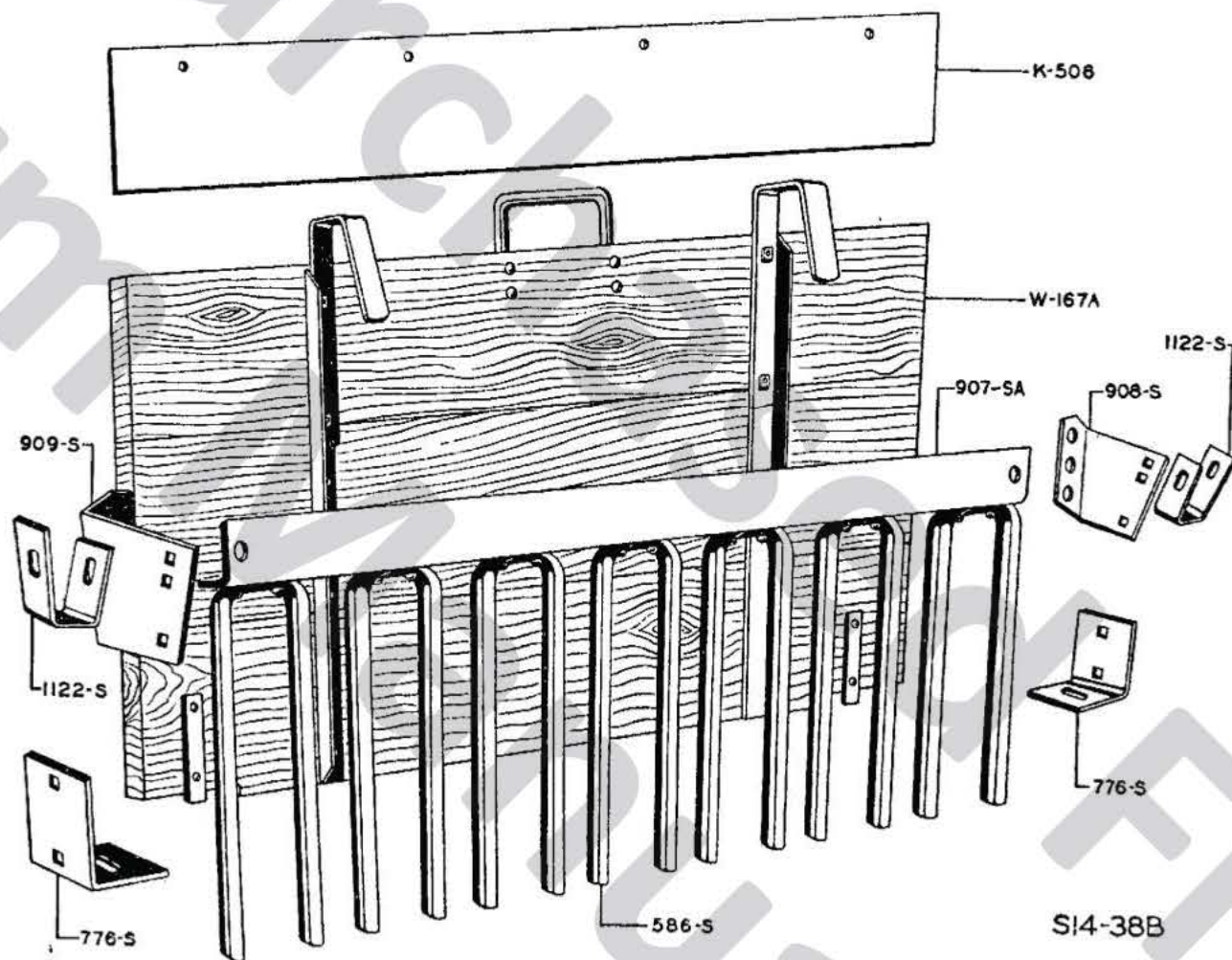
LIME ATTACHMENT DISC ASSEMBLY—Continued

MODEL 14 AND NO. 14A

Part No.	Description	Lot No. All incl.	Wt. Lbs.
L 451	Double bearing, left.....	266 to 370	4-3/4
	Bolt, machine, 3/8 x 2-3/4" with lock washer (3 used).....		
L 452	Double bearing, right.....	266 to 370	4-3/4
	Bolt, machine, 3/8 x 2-3/4" with lock washer (3 used).....		
L 558	Bearing, 1" bore.....	309 to 370	1-1/2
L 560	6 tooth tightener sprocket, Order L 343.....	309 to 370	1
	Bolt, machine, 3/8 x 2-1/2" with lock washer.....		
AL 560	6 tooth tightener sprocket with bolt and bushing, Order AL 571A.....	309 to 370	1-1/4
AL 571A	6 tooth tightener sprocket, with bolt and bushing.....		1-1/4
A 576 S	Vertical shaft, 1" Rd., 6-5/8" long.....	309 to 370	1-1/2
582 S	Chain tightener arm, 5/16 x 1-1/2" flat, 7-3/4" long.....	266 to 370	1
	Bolt, machine, 3/8 x 2-1/4" with lock washer.....		
AA 582 S	Chain tightener, complete with L 560 sprocket, bolt and bushing, Order AA 582 S1.....	266 to 370	2-1/2
AA 582 S1	Chain tightener, complete with L 572 sprocket, bolt and bushing.....		
A592 S	Disc wing, right (4 used).....	266 to 370	1
	Rivet, wagon box head, 1/4 x 3/8".....		
	Rivet, wagon box head, 1/4 x 7/8" (2 used).....		
A593 S	Disc wing, left (4 used).....	266 to 370	1
	Rivet, wagon box head, 1/4 x 3/8".....		
	Rivet, wagon box head, 1/4 x 7/8" (2 used).....		
A750 SAR	Bearing shield, right, 9-1/2 x 16-3/8" long, 18 gauge.....	266 to 370	3
	Bolt, machine, 1/4 x 1/2" with lock washer (4 used).....		
A750 SAL	Bearing shield, left, 9-1/2 x 16-3/8" long, 18 gauge.....	266 to 370	3
	Bolt, machine, 1/4 x 1/2" with lock washer (4 used).....		
A754 SAR	Disc complete, right.....	266 to 370	11
	Bolt, machine, 5/16 x 2-1/4" with lock washer.....		
A754 SAL	Disc complete, left.....	266 to 370	11
	Bolt, machine, 5/16 x 2-1/4" with lock washer.....		
772 SA	Disc guard complete, right.....	266 to 370	4
	Bolt, machine, 5/16 x 3/4" with lock washer (2 used).....		
773 SA	Disc guard complete, left.....	266 to 370	4
	Bolt, machine, 5/16 x 3/4" with lock washer (2 used).....		
905 SA	Front main angle with clip, 1-3/8 x 1-3/8 x 5/32" angle, 42-7/8" long.....	266 to 370	5
906 SA	Rear main angle with clip, 1-3/8 x 1-3/8 x 5/32" angle, 42-7/8" long.....	266 to 370	5
910 S	Bearing plate, 1/4 x 4-1/2" flat, 9-5/8" long.....	266 to 370	3
	Bolt, machine, 3/8 x 1" with lock washer (4 used).....		
923 S	Divider.....	266 to 370	3/4
	Bolt, oven head, 1/4 x 1/2" with lock washer (4 used).....		
	Bolt, oven head, 1/4 x 3/4" with lock washer.....		
1121 S	Shield on right hanger.....	266 to 370	1-1/2
	Rivet, wagon box head, 1/4 x 5/8" (4 used).....		
1194 SA	Main hanger complete, right, 5/16 x 1-1/2" flat, 25" long.....	266 to 370	4-3/4
	Bolt, machine, 3/8 x 7/8" with lock washer (2 used).....		
	Bolt, carriage, 3/8 x 1-3/4".....		
	Bolt, carriage, 1/2 x 1-1/4" with lock washer.....		
1195 S	Main hanger, left, 5/16 x 1-1/2" flat, 20-1/2" long.....	266 to 370	2-3/4
	Bolt, carriage, 3/8 x 1-3/4".....		
	Bolt, carriage, 1/2 x 1-1/4".....		
1230 S	Clutch shield, 7-9/16 x 10-13/16", 18 gauge.....	266 to 370	1-1/2
1338 S	Shaft, 1" Rd., 34-11/16" long.....	266 to 370	7-3/4
1502 S	Bushing, 19/32" O. D., 1-9/16" long.....	266 to 370	2 oz.
1515 S	Torsion spring for pawl. (2 used).....	266 to 370	1 oz.
1554 S	Pin for pawl, 1/4" Dia., 1" long, W. B. head. (2 used).....	266 to 370	1 oz.

LIME ATTACHMENT END BOARD AND TINE RAKE

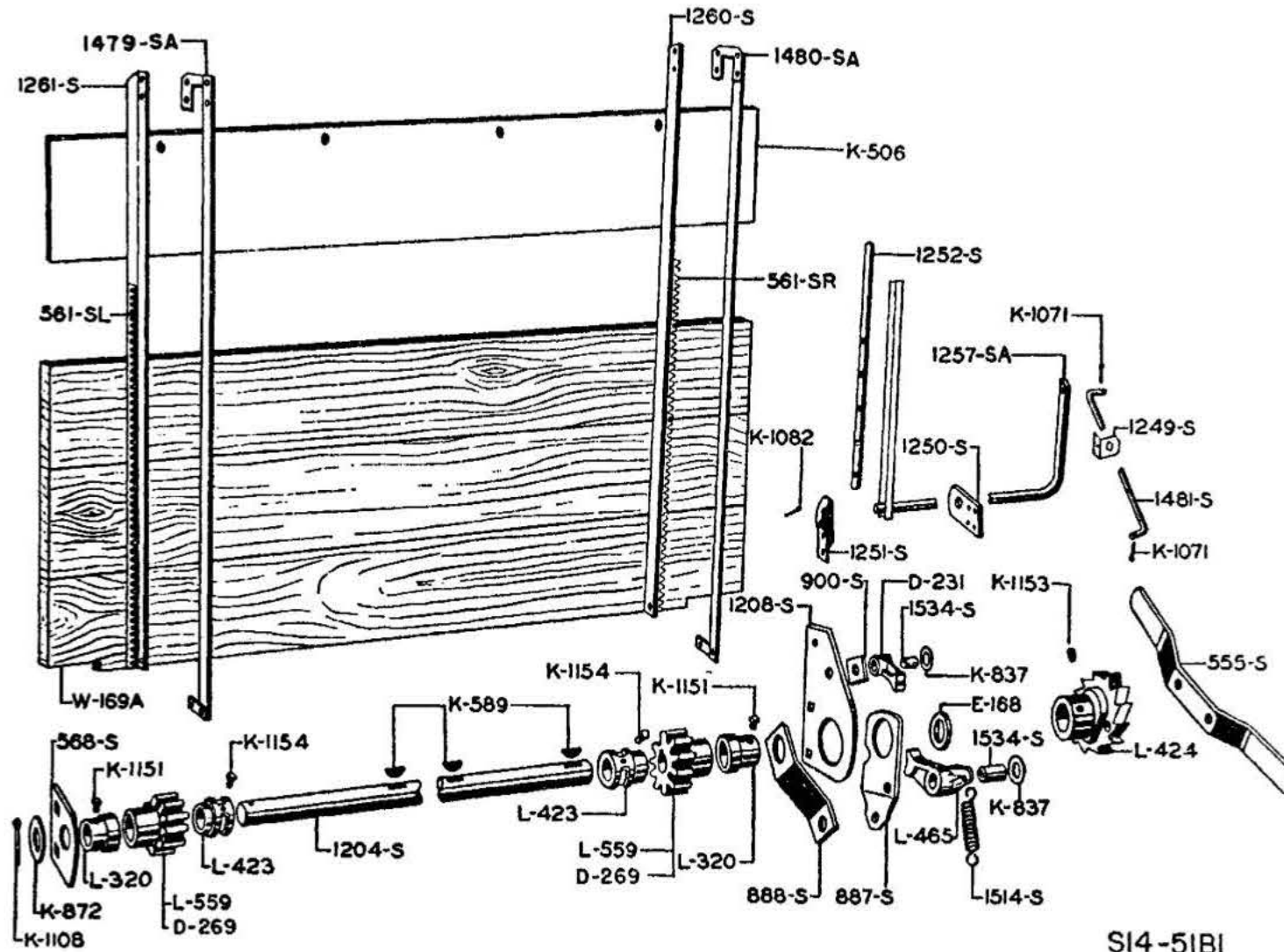
MODEL 14 AND NO. 14A



Part No.	Description	Lot No. All Incl.	Wt. Lbs.
K 506	Retainer on front endgate, 6 x 37" long.	266 to 370	4
586 S	Bolt, carriage, 1/4 x 1-1/4" (4 used) Rake tines, 5/16 x 1-1/4" half oval, 23-1/2" long.	266 to 370	1-3/4
776 S	Rivet, oval head, 5/16 x 7/8" (2 used) Tine support, 3 x 2 x 3/16" angle, 2-1/2" long.	266 to 370	1/2
907 SA	Bolt, carriage, 5/16 x 1-1/2" (2 used) Tine rake complete.	266 to 370	19-1/2
908 S	Rake support bracket, right. Bolt, carriage, 5/16 x 1-1/2"	266 to 370	1
909 S	Bolt, machine, 1/2 x 1" with lock washer. Rake support bracket, left. Bolt, carriage, 5/16 x 1-1/2"	266 to 370	1
1122 S	Bolt, machine, 1/2 x 1" with lock washer. Bracket extension, 3/16 x 1-1/4" flat, 4-5/8" long. Bolt, machine, 5/16 x 3/4" with lock washer.	266 to 370	1/4
W 167A	Bolt, carriage, 5/16 x 1" with lock washer. Endboard complete.	266 to 370	15

ENDGATE ATTACHMENT TAIL BOARD

MODEL 14 AND NO. 14A



SI4-51BI

Part No.	Description	Lot No. All Incl.	Wt. Lbs.
D 231	Retention pawl.	266 to 370	1/2
D 269	Bolt, machine, 1/2 x 2-1/4" with lock washer.	266 to 300	1-3/4
E 168	10 tooth spur gear. (2 used) Order L 559	266 to 325	2 oz.
K 506	Spacer washer.	266 to 370	4
	Retainer on front endgate, 6 x 37" long.		
	Bolt, carriage, 1/4 x 1-1/4" (4 used).		
K 589	No. 13 Woodruff key, 3/16" thick, 1" long. (3 used).	266 to 370	1 oz.
K 837	Washer, 1-3/8" O. D., 9/16" I. D., 16 gauge. (2 used). Order K 2881.	266 to 370	1 oz.
K 872	Washer, 1-3/4" O. D., 1-1/32" I. D., 16 gauge.	266 to 370	1 oz.
K 1071	Spring cotter, 1/8" Dia., 3/4" long (2 used). Order 010214.	266 to 370	1 oz.
K 1082	Spring cotter, 3/16" Dia., 1-1/4" long. Order 010230.	266 to 370	1 oz.
K 1108	Spring cotter, 5/16" Dia., 1-1/2" long. Order 010256.	266 to 370	1 oz.
K 1151	Set screw, 5/16" Dia., 5/16" long. (2 used).	266 to 370	1 oz.
K 1153	Set screw, 3/8" Dia., 3/8" long, hollow head.	266 to 370	1 oz.
K 1154	Set screw, 3/8" Dia., 1/2" long. (2 used).	266 to 370	1 oz.
K 1263	Hollow head set screw wrench, 3/8". (Not illustrated)	266 to 370	2 oz.
K 2881	Washer, 9/16" I. D., 1-3/8" O. D., 1/16" thick.		
010214	Cotter pin, 1/8" x 3/4"		
010230	Cotter pin, 3/16" x 1-1/4"		
010256	Cotter pin, 5/16" x 1-1/2"		
L 320	Set collar, 1" bore. (2 used).	266 to 325	3/4
L 423	Spacer collar, 1" bore (2 used)	266 to 370	1/2
L 424	Ratchet.	266 to 370	3-1/4
L 465	Ratchet pawl.	266 to 370	1/2
	Bolt, machine, 1/2 x 2-1/4" with lock washer.		
L 559	Ten tooth spur gear (2 used).	309 to 370	1-3/4
555 S	Handle for ratchet, 1/4 x 1-1/2" flat, 17-1/2" long.	266 to 370	2
	Rivet, oval head, 3/8 x 1-1/4" (2 used).		
561 SR	Gear tooth angle, right, 1 x 1 x 1/4" angle, 25-25/32" long.	266 to 370	3-1/4
561 SL	Gear tooth angle, left, 1 x 1 x 1/4" angle, 25-25/32" long.	266 to 370	3-1/4
568 S	Bearing plate, left, 3/16 x 4" flat, 4" long.	266 to 370	3/4
	Bolt, carriage, 3/8 x 7/8" with lock washer (2 used).		

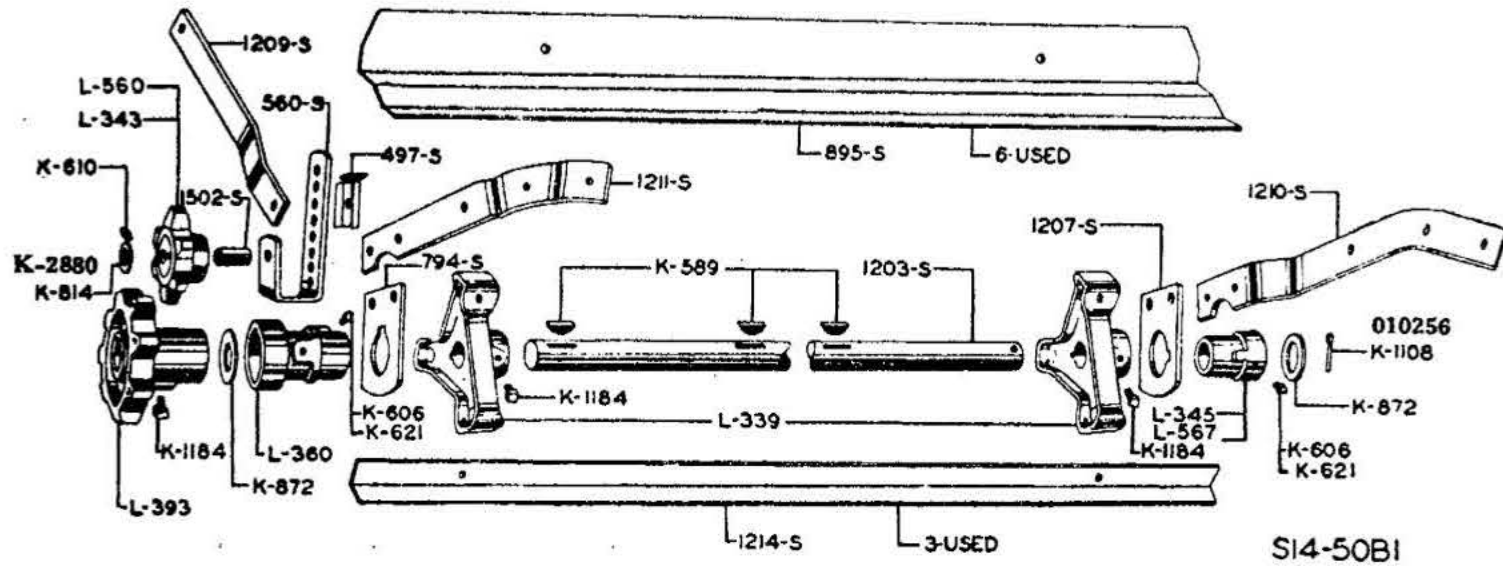
ENDGATE ATTACHMENT TAIL BOARD—Continued

MODEL 14 AND NO. 14A

Part No.	Description	Lot No. All Incl.	Wt. Lbs.
887 S	Ratchet arm, 3/16 x 2-3/4" flat, 7-7/8" long.....	266 to 370	1-1/4
888 S	Brace for ratchet arm, 3/16 x 1-1/2" flat, 5-1/2" long.....	266 to 370	1/2
900 S	Spacer for pawl, 1/4 x 1-1/4" flat, 1-1/4" long.....	266 to 370	2 oz.
1204 S	Raising shaft, 1" Rd., 45-1/8" long.....	266 to 370	10
1208 S	Bearing plate, right, 3/16 x 4" flat, 6-5/8" long.....	266 to 370	1-1/2
	Bolt, oven head, 5/16 x 7/8" with lock washer.....		
	Bolt, carriage, 3/8 x 7/8" with lock washer.....		
1249 S	Support for connecting rod.....	266 to 370	2 oz.
	Bolt, carriage, 1/4 x 1-1/4".....		
1250 S	Bearing plate for control shaft, outer, 3/16 x 2-1/4" flat, 4" long.....	266 to 370	1/2
	Bolt, carriage, 5/16 x 1-1/2" (2 used).....		
1251 S	Bearing plate for control shaft, inner, 3/16 x 3" flat, 6-1/4" long.....	266 to 370	1
	Bolt, machine, 3/8 x 1" with lock washer.....		
1252 S	Lever extension, 1/4 x 1" flat, 29-1/2" long.....	266 to 370	2
	Bolt, machine, 3/8 x 7/8" with lock washer.....		
1257 SA	Control shaft with lever base, 11/16" Rd., 30-1/2" long.....	266 to 370	5-1/4
1260 S	Front guide angle, right, 1-3/8 x 1-3/8 x 5/32" angle, 42-1/2" long.....	266 to 370	5
1261 S	Front guide angle, left, 1-3/8 x 1-3/8 x 5/32" angle, 42-1/2" long.....	266 to 370	5
1479 SA	Rear guide strap, left, 1/4 x 1-1/4" flat, 42-1/2" long.....	266 to 370	4
	Bolt, machine, 5/16 x 1" with lock washer (2 used).....		
	Bolt, machine, 3/8 x 7/8" with lock washer.....		
1480 SA	Rear guide strap, right, 1/4 x 1/4" flat, 42-1/2" long.....	266 to 370	4
	Bolt, machine, 5/16 x 1" with lock washer (2 used).....		
	Bolt, machine, 3/8 x 7/8" with lock washer.....		
1481 S	Connecting rod, 3/8" Rd., 100-3/8" long.....	266 to 370	3-1/4
1514 S	Extension spring, 5/8" O. D., 2-1/4" long, overall 3-1/2", 41 coils.....	266 to 370	2 oz.
1534 S	Bushing, 11/16" O. D., 1-1/8" long.....	266 to 370	1 oz.
W 169A	Endgate complete.....	266 to 370	29

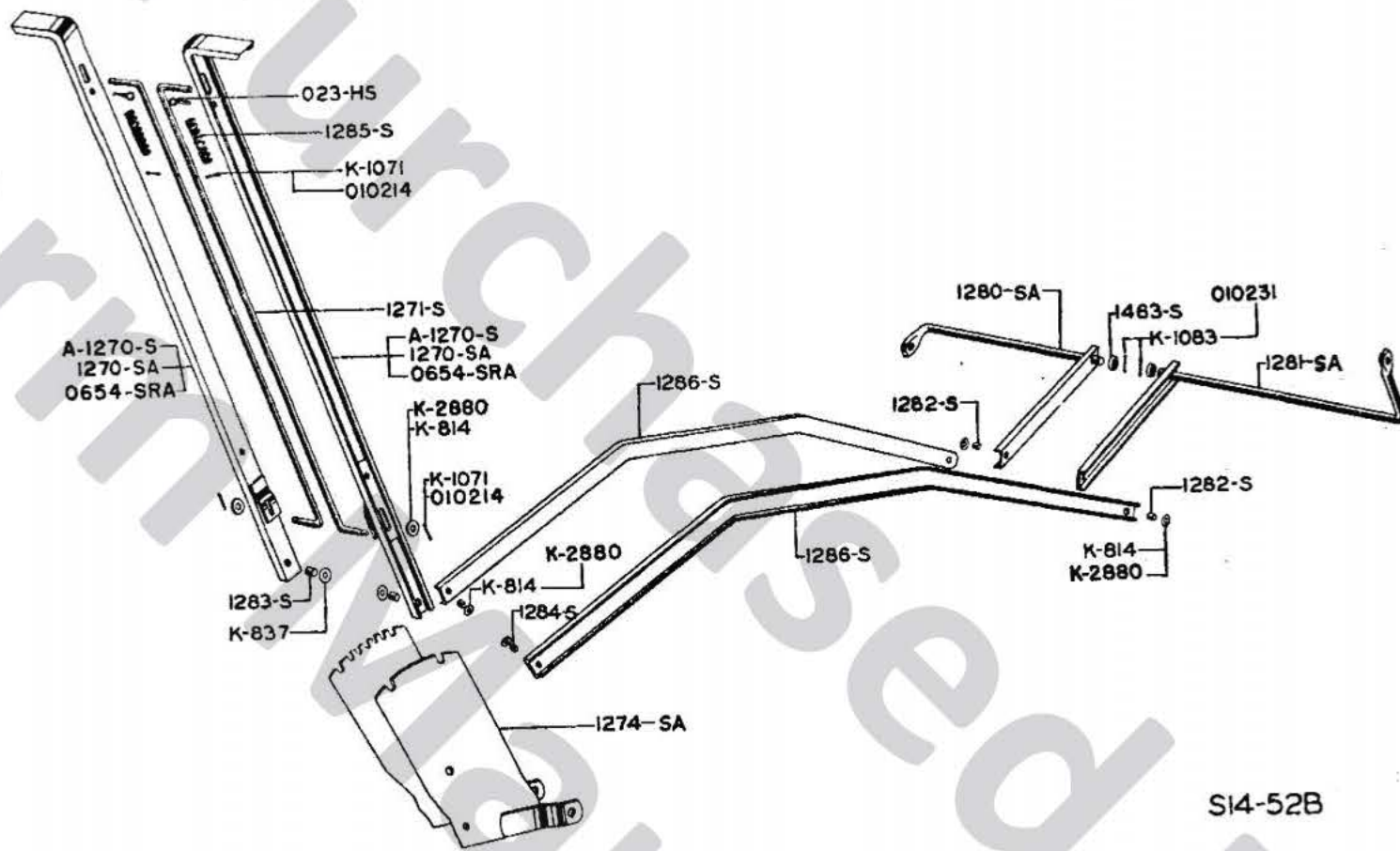
ENDGATE ATTACHMENT BEATER

MODEL 14 AND NO. 14A



Part No.	Description	Lot No. All incl.	Wt. Lbs.
K 589	No. 13 Woodruff key, 3/16" thick, 1" long. (3 used)	266 to 370	1 oz.
K 606	Grease fitting, 1/8" pipe thread, straight, (2 used), Order K 621	266 to 370	1 oz.
K 610	Grease fitting, 5/16" drive type	266 to 370	1 oz.
K 621	Grease fitting, 1/8" pipe thread, straight, (2 used)	266 to 370	1 oz.
K 814	Washer, 1" O. D., 7/16" I. D., 16 gauge. Order K 2880	266 to 370	1 oz.
K 872	Washer, 1-3/4" O. D., 1-1/32" I. D., 16 gauge (2 used)	266 to 370	1 oz.
K 1108	Spring cotter, 5/16" Dia., 1-1/2" long. Order 010256	266 to 370	1 oz.
K 1184	Set screw, 1/2" Dia., 3/4" long. (3 used)	266 to 370	1 oz.
K 2880	Washer, 1" O. D., 7/16" I. D. x 1/16" thick		
010256	Cotter pin, 5/16" x 1-1/2"		
L 339	Beater heads, 1" bore. (2 used)	266 to 370	2-3/4
L 343	6 tooth idler sprocket	266 to 300	1
AL 343	6 tooth idler sprocket with bolt and bushing. Order AL 571 A	266 to 300	1-1/4
L 345	Bearing, right, Order L 567	266 to 329	1
L 360	Bearing, left	266 to 370	1
L 393	8 tooth sprocket, 1" bore	266 to 370	2-1/4
L 560	6 tooth tightener sprocket. Order L 343	309 to 370	1
AL 560	Bolt, machine, 3/8 x 2-1/2" with lock washer		
L 567	6 tooth tightener sprocket with bolt and bushing. Order AL 571A	309 to 370	1-1/4
AL 571 A	Bearing, right, 1" bore	333 to 370	3/4
497 S	6 tooth tightener sprocket with bolt and bushing		1-1/4
560 S	Lock for chain tightener arm	266 to 370	2 oz.
AA560 S	Bolt, machine, 3/8 x 1-1/4" with lock washer		
794 S	Chain tightener arm, 5/16 x 1-1/4" flat, 9-1/2" long	266 to 370	1
	Bolt, machine, 3/8 x 1-1/4" with lock washer		
	Chain tightener complete with sprocket	266 to 370	2-1/4
	Bearing plate, left, 3/16 x 3" flat, 3-7/8" long	266 to 370	3/4
	Bolt, carriage, 3/8 x 7/8" with lock washer		
	Bolt, carriage, 3/8 x 1-1/4" with lock washer		
895 S	Main cylinder filler sheets, 6 x 37" long, 14 gauge. (6 used)	266 to 370	5-1/4
1203 S	Bolt, machine, 3/8 x 1" with lock washer (2 used)		
1207 S	Shaft, 1" Rd., 44-3/8" long	266 to 370	10
1209 S	Bearing plate, right, 3/16 x 3" flat, 3-7/8" long	266 to 370	3/4
	Bolt, carriage, 3/8 x 7/8" with lock washer (2 used)		
	Bearing brace, 1/4 x 1-1/4" flat, 8-1/2" long	266 to 370	3/4
	Bolt, carriage, 1/2 x 1-1/4" with lock washer		
1210 S	Bearing support, right, 5/16 x 1-3/4" flat, 20-1/2" long	266 to 370	3-1/4
	Bolt, carriage, 3/8 x 1-3/4" (2 used)		
1211 S	Bearing support, left, 5/16 x 1-3/4" flat, 20-1/2" long	266 to 370	3-1/4
	Bolt, carriage, 3/8 x 1-3/4" (2 used)		
1214 S	Beater bar, 1-1/4 x 1-1/4 x 1/8" angle, 37-1/4" long. (3 used)	266 to 370	3
	Bolt, machine, 3/8 x 1" with lock washer (2 used)		
1502 S	Bushing, 19/32" O. D., 1-9/16" long	266 to 370	2 oz.

**SPECIAL LEVERS
FOR USE WITH FORD TRACTORS
MODEL 14 AND NO. 14A**



SI4-52B

Part No.	Description	Lot No. All Incl.	Wt. Lbs.
023 HS	Spring cotter, 5/16" Dia., 3/4" long. (2 used)	266 to 370	1 oz.
K 814	Washer, 1" O. D., 7/16" I. D., 16 gauge (6 used). Order K 2880	266 to 370	1 oz.
K 837	Washer, 1-3/8" O. D., 9/16" I. D., 16 gauge. (2 used)	266 to 370	1 oz.
K 1071	Spring cotter, 1/8" Dia., 3/4" long (4 used). Order 010214	266 to 370	1 oz.
K 1083	Spring cotter, 3/16" Dia., 1-1/2" long (2 used). Order 010231	266 to 370	1 oz.
K 2880	Washer, 1" O. D., 7/16" I. D., 1/16" thick		
010214	Cotter pin, 1/8" x 3/4"		
010231	Cotter pin, 3/16" x 1-1/2"		
1270 SA	Main lever with clips, 1-1/2 x 1/2 x 3/16" channel, 45" long. (2 used)	266 to 370	5
A 1270 S	Main lever complete with latch and spring (2 used). Order 0654 SRA	266 to 370	7
1271 S	Bolt, machine, 1/2 x 1-1/4" with lock washer		
1274 SA	Lever latch, 3/8" Rd., 35-1/2" long. (2 used)	266 to 370	1
	Sector assembly complete	266 to 370	13
	Bolt, machine, 1/2 x 4-1/2" with lock washer (2 used)		
1280 SA	Feed rod control shaft with lever base, 1" Rd., 21-1/4" long	266 to 370	6
1281 SA	Drive rod control shaft with lever base, 1" Rd., 25-7/8" long	266 to 370	7
1282 S	Bushing, 19/32" O. D., 9/16" long. (2 used)	266 to 370	1 oz.
1283 S	Bushing, 11/16" O. D., 3/16" long. (2 used)	266 to 370	1 oz.
1284 S	Bushing, 19/32" (.590") O. D., 3/8" long. (2 used)	266 to 370	1 oz.
1285 S	Compression spring, 11/16" O. D., 3-5/8" long, 14-1/2 coils. (2 used)	266 to 370	1 oz.
1286 S	Push rods, 1-15/32 x 15/32 x 5/32" channel, 49" long. (2 used)	266 to 370	5-1/4
	Bolt, machine, 3/8 x 1-1/4" with lock washer (2 used)		
1463 S	Spacer, 1" I. D., 1/4" long. (2 used)	266 to 370	1 oz.
0654 SRA	Main lever complete with latch and springs		

NUMERICAL INDEX

Part No.	Page No.	Part No.	Page No.	Part No.	Page No.	Part No.	Page No.
NO.		E 278	27-51-77 101	K 623	12-13-15-27 39-41-42-45 46-51-68-69 73-77-94-98 99-101		73-74-76-88 90-91-98-99 100
17 C	64-90	HS				K 1082	20-23-27-45 46-48-51-65 73-74-76-77 80-91-98-99 100-101-104
18 C	64-90	126 HSA	13-41	K 624	16-27-46-51 74-77-95-99 101	K 1083	33-57-62-83 88-107
52	16-18-43-44 69-71-95-97	O-HS		K 625	12-20-27-39 45-51-64-77 90-101	K 1090	62-88
62	69	023 HS	83-107	K 632	10-38-62-91	K 1094	33-57-65-91
67	20-45-73-98	0596 HS	13	K 637	16-42-95	K 1097	27-51-77 101
67 ARS	20-45-73-98	0596 HSA	41	K 638	27-51-77 101	K 1107	16-43-69-95
67 ALS	20-45-73-98	K		K 639	15-68-94	K 1108	20-30-32-45 54-56-73-80 82-98-104 106
70	23-48-76- 100	K 30	33-57	K 642	20-45-98		
72	23-76-100	K 506	29-30-53-54 103-104	K 646	12-39-64-90	K 1110	13-33-41-57
010		K 507	79-80	K 650	64	K 1151	18-30-44-54 71-80-97- 104
010209	12-27-39-64 65-77-90-91 101	K 533	13-41	K 653	12		
010210	46-74-99	K 546	33-57	K 655	15-16-20-42 68-73-94-95 98	K 1153	30-54-80 104
010214	13-30-41-45 54-62-73-80 83-88-104- 107	K 548	12-39-64-90	K 660	73	K 1154	30-54-80 104
010215	20-46-74-98 99	K 551	12-39-64-90	K 726	90		
010228	20-23-24-26 46-48-49-50	K 579	15-18-44-68 71-94-97	K 744	12-39-64-90	K 1155	20-23-33-46 48-57-74-76 99-100
010229	12-20-23-24 26-33-39-45 46-48-49-50 51-57-62-64 65-73-74-76 88-90-98-99 100	K 587	15-27-42-51 68-77-94 101	K 749	33-57	K 1156	20-45-73-98
010230	20-23-27-45 46-48-51-65 73-74-76-77 80-91-98-99 100-101-104	K 589	15-16-18-20 27-30-32-42 43-44-45-51 54-56-68-69 71-73-77-80 82-94-95-97 98-101-104 106	K 807	65-91	K 1157	27-51-77 101
010231	33-57-62-83 88-91-107	K 591	12-39	K 814	16-18-23-27 32-43-48-51 56-62-69-71 77-82-83-88 95-97-101 106-107	K 1158	33-57
010243	33-57-65-91	K 598	64-90	K 836	23-76	K 1184	15-16-18-32 42-43-44-56 68-69-71-82 94-95-97 106
010246	27-51-77- 101	K 599	20-45-98	K 837	30-54-65-80 83-91-104 107		
010247	95	K 600	73	K 847	13-23-41-48 65-76-91 100	K 1185	15-42-68-94
010255	16-43-69	K 606	13-16-18-27 32-39-41-43 44-45-51-56 64-69-71-74 77-82-90-95 97-101-106	K 851	20-45-46-73 74-98-99	K 1189	12-39-64-90
010256	20-30-32-45 54-56-73-80 82-98-104 106	K 610	16-18-23-27 32-43-48-51 56-69-71-76 77-82-95-97 100-101-106	K 860	18-71-94-97	K 1191	12-90
010258	13-33-41-57	K 613	20-64-73-90 98	K 872	16-27-30-32 42-43-44-51 54-56-69-77 80-82-95 101-104-106	K 1211	13-41
010280	62-88	K 614	46	K 877	20-45-73-98	K 1213	39-90
200		K 615	46-74-99	K 900	42	K 1214	90
200643	9-61-87	K 616	12-13-15-27 39-41-42-45 46-51-68-69 73-77-94-98 101	K 922	13-41	K 1215	12-64
201				K 925	13-41	K 1238	13-41
201341	20-45-73-98			K 959	27-51-77 101	K 1263	30-54-80 104
201617	24-49			K 969	13-41		
201619	24-49	K 618	16-27-46-51 74-77-95 101	K 1022	12-39	K 1272	7-86
D				K 1066	12-27-39-51 64-65-77-90 91-101	K 1273	60
D 231	30-54-80 104	K 619	12-20-27-39 45-51-64-77 90-101	K 1067	46-74-99	K 1274	7-60
D 269	30-54-80 104	K 621	13-16-18-27 32-39-41-43 44-45-51-56 64-69-71-74 77-82-90-95 97-99-101 106	K 1071	13-30-41-45 54-62-73-80 83-88-104 107	K 1279	10-38-62-88
E				K 1072	20-46-74-98 99	K 1345	18-71-97
E 120	27-51-77 101			K 1080	20-23-24-26 46-48-49-50	K 1349	18-71-97
E 168	30-54-104	K 622	20-46-64-73 90-98	K 1081	12-20-23-24 26-33-39-45 46-48-49-50 57-62-64-65	K 1507	20-23-46-48
E 277	27-51-77 101					K 1529	15-18-68-71 94-97

NUMERICAL INDEX—(Con't)

Part No.	Page No.	Part No.	Page No.	Part No.	Page No.	Part No.	Page No.
K 1953	13	L 339	32-43-56-82	L 451	28-52-78	L 527A	64
K 2013	16-18-69-71	L 342	23-48-76	L 452	28-52-78	L 528	64
K 2030	16-18-69-71	L 343	16-18-27-32	L 457	13-41	L 529	64
K 2165	69-77-82		43-44-51-56	L 465	30-54-80	L 530	64
K 2266A	76		69-71-77-82		104	L 531	33-57
K 2267A	76		95-97-101	L 469	20-73-98	L 532A	74-99
K 2268A	76		106	L 470	21-73-98	L 533	69-82
K 2598A	90	AL 343	16-18-27-32	L 471½	64	L 534	68
K 2599	90		43-44-51-56	L 472	46-74-99	L 535	69
K 2870	76		69-71-77-82	L 472A	74-99	L 536	69-78-82
K 2878	65-91		95-97-101	L 472¾	46	AL 536	69-78-82
K 2880	16-18-23-27		106-	L 473	73-98	L 537	78
	32-43-48-51	L 344	20-45	L 474	46-74-99	AL 537	78
	56-62-69-71	L 345	32-45-56-82	L 475	64-90	L 538	39
	77-82-83-88		106	L 476	15-68-94	L 539	39
	95-97-101	L 347	20-45-73-98	L 477½	64	L 540	12-39
	106-107	L 355	45	L 478A	46-74-99	L 541	64
K 2881	30-54-65-80	L 357	45	L 479	74	L 542	41
	83-91-104	L 358	16-69-95	L 480	46-74-99	L 543	39
K 2919	64-90	L 360	32-43-44-56	L 481A	45-46-73-74	L 544	42
K 2920	64		82-106		98-99	L 545	39
K 2940	60	L 362	42	L 482	15-68-94	L 546	68
K 2941	60	L 363	16-69-95	L 483	15-68-94	L 548	69
K 3096A	23-76-100	L 367	18-71-97	L 483-1	15-68-94	L 549	18-71-97
K 3096A1	23-76-100	L 369	44	L 484	15-68-94	L 550	18-71-97
K 3097A	23-76-100	L 373	42	L 485	15-68-94	L 554	18-71-97
K 3174	12-64	L 374	42	L 486A	23-76	L 555	18-71-97
K 3374	39-90	L 375	18	L 487	65-91	L 556A	18-71-97
K 3801	7-86	L 376	18-71-97	L 488	64-90	L 557A	15-68-94
		L 378	18-71-97	L 489	16-69-95	L 558	28-52-78
		L 380	42	L 490	18-71-97		102
		L 383	20-45-46-73	L 491	18-71-97	L 559	30-54-80
			74-98-99	L 492	71		104
L 40A	33-57	L 386A	12-23-64	L 493	64	L 560	28-32-52-56
L 183	33-57	L 390½	12	L 494A	76		82-102-106
L 254	24-49	L 393	32-43-56-82	L 495A	74	AL 560	28-32-52-56
L 255	24-49		106	L 496	64-90		82-102-106
L 294	24-26-49-50	L 394	33-57	L 497	13-41	L 561A	64
L 295	24-26-49-50	L 396	33	L 498	21-73-98	L 562A	64
L 296	20-23-46-48	L 400A	23	L 500	13-41	L 563A	12-39
L 300	23-33-48-57	L 406	44	L 501	13-41	L 564A	12-39
	76-100	L 416	16-69-95	L 502	13-41	L 565A	64-90
L 302	20-46-74-99	L 417	42	L 503	12-39	L 566A	64-90
L 304	20-46-74-99	L 418	23-76	L 504	13-41	L 567	32-56-82
L 306	20	L 423	30-54-80	L 505	12		106
L 307	20-45-65-91		104	L 506A	12	L 568A	23
	98	L 424	30-54-80	L 507A	12	L 571A	16-18-69-71
L 308	20		104	L 508A	21		78-82-95-97
L 310	12	L 430	27-51-77	L 509	33	AL 571A	16-18-28-43
L 312	12		101	L 510A	12		44-32-56-69
L 314	23-46-48-74	L 435	27-51-77	L 511	33-57		71-78-82-95
	76-99-100		101	L 512	18-71	L 572A	97-102-106
L 316	23-46-48-74	L 436	27-51-77	L 513	18-71	AL 572A	69-78-82
	76-99-100		101	L 515	46-74-99	L 573	15-68-94
L 318	57		101	L 516	12	L 574A	76
L 319	18-71-97	AL 436	27-51-77	L 517½	39	L 575A	12
L 320	30-44-54-80		101	L 518A	90		
	104	L 437	27-51-78	L 519	39-48-90		
L 321	44		101		100	M 953	64
L 322	23-76-100	L 438	27-51-78	L 520½	39		
L 324	20		101	L 521A	90		
L 331	16-69-95	L 443	27-52-78	L 522	42		
L 332	48		101	L 523A	100		
L 335	12-39	L 444	28-52-78	L 525	16-95		
L 337A	48		101	L 526A	64		
L 338A	20-46		101				

NUMERICAL INDEX—(Con't)

Part No.	Page No.	Part No.	Page No.	Part No.	Page No.	Part No.	Page No.
S							
282 S	24-49	565 S	30-54	831½ S	43-56	A941 S1	65-91
300 S	48	566 S	82	832½ S	43-56	942½ S	65-91
300½ S	48	568 S	30-80-104	833½ S	43-56	A942 S1	66-91
303 S	24-26-49-50	569 S	57	843 SA	10-38-62-88	943 SA	60
304 S	21-23-46-48	A570 S	10-38-62	A845 S	21-45-98	944 S	60
311 SA	21-45-73-98	A576 S	28-52-78	846 S	36	945 S	60
321 S	33		102	866 S	39	946 S	60
322 S	57	A577 S	78	867 S	39	954 SA	73
330 SA	10-38-62-88	582 S	28-52-78	868 S	44	955 SA	73
331 SA	62		102	869 S	44	959 S	15-18-42-68
332 SA	24-49	A582 S	78	870 S	13-41		71-94-97
333 S	10-38	A582 S1	78	875½ S	44	959¼ S	15-68-94
335 SA	33-57	AA582 S	52-78-102	875½ SA	44	959½ S	15-18-68-71
336 S	33	AA582 S1	28-52-78	876 S	43-56		94-97
337 S	33		102	876½ S	43	959¾ S	42
338½ S	33	B583 SA	78	877 S	42	960 S	15-18-68-72
340 S	57	B584 S	78	877½ S	42		94-97
355 S	7-36	A585 S	78	878 S	21-45-98	961 S	12-39-64-90
A375 SA	76	586 S	29-53-79	878 SA	21-45-98	961¼ S	12-39
A375 SA1	76		103	881 S	33	961½ S	64-90
375½ S	48	A592 S	28-52-78	882 S	57	961¾ S	64
378 S	23-48-76		102	883 S	57	962 S	64-90
	100	A593 S	28-52-78	884 S	33-57	963	64-90
B381 SA	21-45-98		102	885 S	33-57	965 S	46-74-99
A 398 S	16-69-95	A595 SA	78	886 S	57	966 SA	74
A399 S	16-69-95	A596 SA	78	887 S	30-54-80	967 S	18-72-97
429 S	13-41	A597 SA	79		105	968 S	18-72-97
AA444 S	73	A598 S	79	888 S	30-54-80	969 SA	76
454 S	13-24-41-49	A599 S	79		105	969 SA1	76
459 S	12-39	617 S	10-38	889 SA	30	969 SA2	76
A462 S	13-41	A750 SAR	28-52-78	893 S	54	970 SA	61
A480 S	26-50		102	894 S	54	971 SA	61
482 S	26-50	A750 SAL	28-52-78	895 S	32-56-106	972 SA	61
A483 S	26-50		102	896 S	56	973 SA	61
B491½ S	48	A754 SAR	28-52-78	897 S	56	974 SA	61
BC494½ S	48		102	898 S	55	975 S	73
496 S	33-57	A754 SAL	28-52-78	899 S	55	977 SA	76-100
497 S	32-44-56-82		102	900 S	31-55-80	977 SA2	76-100
	106	756 S	78		105	978½ S	76
A501 S	36	772 SA	28-52-78	902½ S	52	980 S	64-90
A502 S	36		102	903 S	52	981 S	64
503 S	45	773 SA	28-52-78	904 S	52	981½ S	64
511 S	9-61		102	905 SA	28-52-102	981 SA	64
520½ S	69	A774 S	78	906 SA	28-52-102	982 SA	68
529 SA	61	776 S	29-53-79	907 SA	29-53-103	983 S	19-72
529 SA1	61		103	908 S	29-53-103	984 S	19-72
530 SA	60	791 S	46	909 S	29-53-103	990½ S	66
531 SA	7-60	792 S	44	910 S	28-52-102	992 SA	66
531 SA1	7-60	794 S	32-82-106	920 S	21-23-46	993 SA	66
551 S	26-50	795½ S	42	923 S	28-52-78	994 S	66-91
553 S	26-50	796½ S	42		102	995 SA	66-91
554 S	26-50	797 S	44	926 S	21-73-98	997 SA	66-91
555 S	30-54-80	798 S	44	927½ S	65	998½ S	66
	104	800 S	43	928½ S	65	999 S	66-91
560 S	32-56-82	800½ S	43	929 S	60	1001 S	66-91
	106	802 S	39	930 S	60	1003 S	66-91
A560 S	82	803 S	44	931 SA	68	1004 SA	66-91
AA560 S	32-56-82	803½ S	44	932 S	65	1006	66-91
	106	807 S	24-49	933½ S	65	1008 SA	66-91
561 SR	30-54-80	808 S	36	936 SA	7-60-86	1009 S	66-91
	104	809 S	36	936 S1	7-60-86	1011 S	60
561 SL	30-54-80	810 S	36	937 SA	7-60-86	1011 S1	60
	104	811 S	36	937 S1	7-60-86	1012 S	60
562½ S	30-54	812 S	36	937 S1A	7-60-86	1012 S1	60
563½ S	30-54	820½ S	38	938 S	60	1013 S	60
564 S	30-54	828½ S	42	939 S	73	1014 S	60
		829½ S	42	940 S	74	1015 S	15-19-68-72
		830½ S	42	941½ S	65-91		94-97

NUMERICAL INDEX—(Con't)

Part No.	Page No.	Part No.	Page No.	Part No.	Page No.	Part No.	Page No.	Part No.	Page No.
1016 S	74	1103 S	12-39	1183 SA	10	1270 SA	83-107	1370 S	40
1021 S	62	1104 S	12-39	1184 S	10	1271 S	83-107	1370½ S	40
1022 S	62	1105 S	34	1185 S	10	1274 SA	83-107	1370 SA	40
1024 S	62-88	1108 S	13-41	1186 SA	24	1280 SA	83-107	1371 S	64
1025 S	62-88	1109 S	13-41	1187 SA	24	1281 SA	83-107	1371½ S	64
1026½ S	62	1110 S	13-41	1187 SA1	24	1282 S	24-76-83	1371 SA	64
1027½ S	62	1111 S	13-41	1189 SA	24		107	1372 S	64
1029 SA	62-88	1112 S	13-41	1192 SA	14-41	1283 S	83-107	1373 S	64
1033 SA	62-88	1113 S	13-41	1193 S	14-41	1284 S	83-107	1374 S	64
1036 SA	68	1114 S	34	1194 SA	28-102	1285 S	83-107	1375	64
1037 SA	68	1115½ S	66	1195 S	28-102	1286 S	83-107	1377 SA	21-45
1038 SA	68	1118 S	66	1196 S	34	1287½ S	66	1378 SA	21-45
1039 S	73	1119 S	66	1197 S	34	1288½ S	66	1379 S	86
1040 SA	69	1120 S	12-39	1198 S	34	1302 S	66-92	1380 S	86
1041 SA	70	1121 S	28-102	1199 S	34	1303 S	12-39-64-90	1381 S	86
1042 SA	70	1122 S	29-79-103	1200 S	34	1305 S	66-92	1382 S	86
1043 SA	76	1123 SA	23	1201 S	34	1306 S	66-92	1388 S	86
1045 S	23-76-100	1126 S	7	1203 S	32-106	1307 S	66-92	1389 S	86
1046½ S	76	1127 S	7	1204 S	31-105	1309 SA	15-94	1393 S	99
1046 SA	23-100	1136 S	7-86	1206 S	31	1310 SA	15-94	1394 S	100
1047 S	23-100	1137 S	7-86	1207 S	32-82-106	1311 S	19-97	1395 S	64-90
1049 S	90	1138 SA	7	1208 S	31-81-105	1312 S	19-97	1395 SA	90
1050 S	19-72	1139 SA	8	1209 S	32-82-106	1314 SA	8	1395½ S	90
A1050 S	19-72	1143 S	8	1210 S	32-106	1315 S	8	1396 SA	87
1050½ S	19	1144 S	8-86	1211 S	32-106	1316½ S	19	1397 S	86
AA1050 S	19-72	1147 S	13-41	1212 S	31	1316½ SA	19	1400 S	92
1051 S	72	1148 SA	8-60	1214 S	32-106	1317 S	8-86	1401½ S	92
1058 S	12-64	1148 SA1	8-60	1217 S	14-41	1318 S	22-99	1402½ S	92
1059 S	12-64	1149½ S	19	1220 S	14-41	1319 SA	22-99	1403 S	92
1060 S	12-64	1149½ SA	19	1228 S	14-41	1321 S	19-72	1404 S	92
1061 S	68	1150 S	12	1229 S	14-41	1322 S	19-72	1412 S	73-98
A1061 S	68	1150½ S	12	1230 S	28-102	1323 S	19-97	1413 SA	98
AA1061 S	68	1150 SA	12	1232 S	22-47-75-99	A1323 S	19-97	1414 SA	98
1061½ S	68	1151 SA	21	1233½ S	62	AA1323 S	19-97	1418 SA	48-100
1061¾ S	68	1152 S	21	1234 S	76	1324½ S	66	1418 SA1	100
1063 S	70	1154 S	23	1236 S	62	1325½ S	66	1419 SA	92
1063¼ S	70	1155 SA	16-95	1237 SA	76	1327½ S	72	1420 SA	92
1063½ S	70	1156 SA	16-95	1238 SA	62-88	1327½ SA	72	1421 SA	47-99
A1063 S	70	1157 SA	16-95	1240 S	76	1328 S	47-75-99	1422 SA	34-57
1067 S	73	1158 S	16-95	1241 S	76	A1328 S	47-75-99	1425 S	57
1067 SA	73	A1158 S	16-95	1242 S	62-88	1329 SA	75	1426 S	57
1068½ S	75	1158½ S	16-95	1244 S	92	1330 S	47-75-99	1428 S	34-57
1070 SA	75	1159 S	24	1244½ S	66	1331 S	47-75-99	1429 S	55
1072 S	22-75	1160 S	15-94	1245 S	21	1334 SA	66-92	1430½ S	55
1073 SA	47-75-99	A1160 S	15-94	1246 S	21	1336 S	12	1431 S	55
1074½ S	72	AA1160 S	15	1247 S	81	1337 S	78	1435 S	75-99
1074½ SA	72	1160½ S	15	1248 S	82	1338 S	28-52-102	1436 SA	62-88
1077 S	60	1160¾ S	15-94	1249 S	81-105	1340 S	48	1437 S-	63
1078 S	12-39-64-90	1161 S	15-42-68-94	1250 S	81-105	1341 S	47	1437 S1	63
1080 S	7	1162½ S	15	1251 S	81-105	1342 SA	48-100	1438 S	92
1081 S	7	1163½ S	15	1252 S	81-105	1343½ S	36	1438½ S	66
1083 SA	9	1167 S	8	1253 SA	81	1345 S	21-45-73-98	1439 S	45-73-98
1084 SA	9-87	1169½ S	22	1254 S	82	1347½ S	47	1440 S	75-99
1085 SA	9-87	1170 SA	22	1255 S	82	1348 S	47-99	1441 S	63-88
1086 SA	9-87	1171 S	24	1256 S	81	1350 S	47	1442 SA	63-88
1087 SA	9-87	1172 S	8	1257 SA	81-105	1351 S	47	1443 S	43
1087 SA1	9-87	1173 S	19-97	1259 S	82	1351½ S	47	1444 S	43-56
1090 S	60	1174 S	24	1260 S	31-81-105	1352 S	47	1448½ S	36
1091 S	7	1174 SA	24	1261 S	31-81-105	1353 S	39	1449½ S	36
1092 S	13-41	1175 S	24	1264 S	21	1354 S	40	1454 S	88
1092 SA	13-41	1176 S	24	1264 SA	21	1355 S	36	1456 SA	66-92
1096 S	13-41	1177 S	21	1265 S	21	1356 S	36	1456 SA1	66-92
1097 S	13-41	1177½ S	21	1266 S	21	1359 S	38	1456 SA2	66-92
1098 SAR	13-41	1178 S	21	1267 S	10-38	1360 S	38	1459 S	92
1098 SAL	13-41	1180 S	21	1268 S	10-38	1367 S	36	1460 SA	100
1099 SA	13-41	1181½ S	21	1269 S	31	1368 S	36	1463 S	83-107
1102 S	13-41	1182½ S	21	A1270 S	83-107	1369½ S	36	1464 SA	16-70-95



"QUALITY BUILT FARM EQUIPMENT SINCE 1899"

**"SEE YOUR AVCO NEW IDEA DEALER
FOR GENUINE PARTS AND SERVICE"**

